

**DEPARTMENT OF REVENUE
JEFFERSON COUNTY
Birmingham, Alabama**



**ANNUAL REPORT
for the Fiscal Year
October 1, 2024 through September 30, 2025**

**SCOTT W MOORE, DIRECTOR
716 Richard Arrington Jr. Blvd. N
Birmingham, Alabama 35203**

TABLE OF CONTENTS

	Page
Message from the Director	1
Summary of Transactions	3
Major Sources of Revenue:	
Sales and Use Taxes	4
Special Revenue Sales and Use Taxes	4
Ad Valorem Taxes	5
Automobile Licenses	5
State Gasoline Taxes	5
Lodgings Tax	6
Business Licenses	6
Simplified Sellers Use Tax	6
Beer Tax	7
Alcoholic Beverage Tax	7
State Sales and Use Taxes	7
County Gasoline Taxes	8
Municipal Sales and Use Taxes	8
Driver Licenses	8
Alcoholic Beverage Sales Tax	9
Mandatory Liability Insurance Reinstatement	9
Funds from State of Alabama	9
Television Franchise Tax	10
Auto Rental Tax	10
Collections:	
Collections Summary	12
Ad Valorem Tax by Tax District	13
Boats	15
Business and Privilege Licenses	16
Conservation and Natural Resources	17
Motor Vehicle Registrations (tags)	19
Other Taxes and Fees	20
Disbursements:	
Disbursement Summary	23
Ad Valorem Tax by Tax District	25
Beer Tax	27
Gas Tax – County	28
Gas Tax – State	29
Motor Vehicle Registrations (tags)	30
Sales and Use Taxes	32
Special Revenue Sales and Use Taxes	33

Tobacco Tax	34
Disbursement Detail by Payee:	
Disbursement Summary by Groups	35
Detail of Disbursements to State of Alabama	36
Detail of Disbursements to Jefferson County Treasurer	38
Detail of Disbursements to Jefferson County Board of Education	44
Detail of Disbursements to Municipalities:	
Adamsville	45
Argo	46
Bessemer	47
Birmingham	48
Brighton	49
Brookside	50
Cardiff	51
Center Point	52
Clay	53
County Line	54
Fairfield	55
Fultondale	56
Gardendale	57
Graysville	58
Helena	59
Homewood	60
Hoover	61
Hueytown	62
Irondale	63
Kimberly	64
Lake View	65
Leeds	66
Lipscomb	67
Maytown	68
Midfield	69
Morris	70
Mountain Brook	71
Mulga	72
North Johns	73
Pinson	74
Pleasant Grove	75
Sumiton	76
Sylvan Springs	77
Tarrant	78
Trafford	79
Trussville	80
Vestavia Hills	81
Warrior	82
West Jefferson	83

Detail of Disbursements to Municipal Boards of Education:	
Bessemer Board of Education	84
Birmingham Board of Education	85
Fairfield Board of Education	86
Homewood Board of Education	87
Hoover Board of Education	88
Leeds Board of Education	89
Midfield Board of Education	90
Mountain Brook Board of Education	91
Tarrant Board of Education	92
Trussville Board of Education	93
Vestavia Hills Board of Education	94
I 3 Academy	95
Detail of Disbursements to Birmingham-Jefferson Civic Center Authority	96
Detail of Disbursements to Other Agencies	97
Jefferson County and Municipalities Population	98

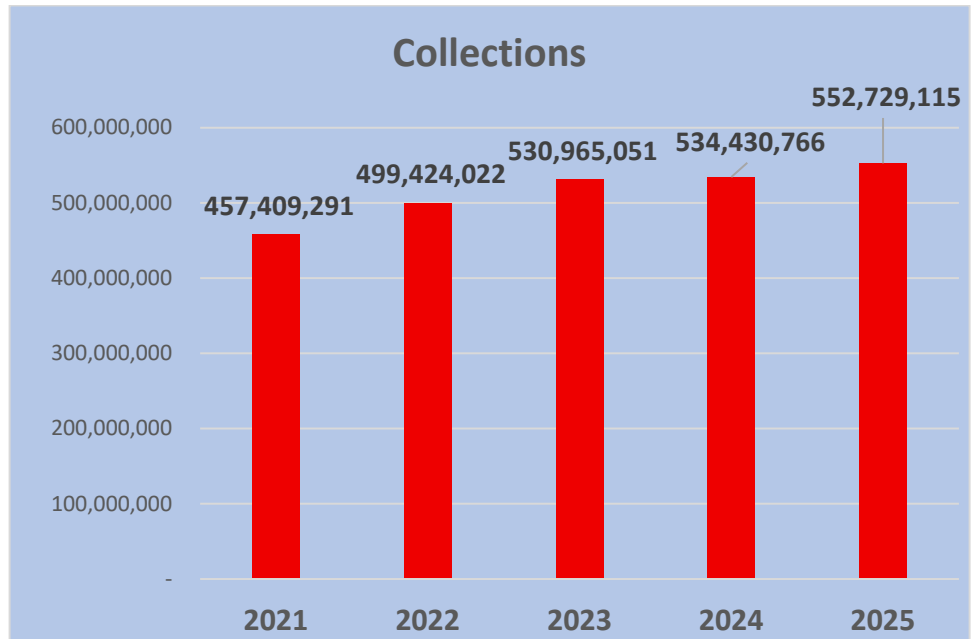
Message from the Director

Honorable Citizens of Jefferson County:

The Jefferson County Department of Revenue provides several essential services to the citizens of Jefferson County and the businesses operating within Jefferson County. The services provided are summarized as follows:

- registration of motor vehicles and boats
- issuing State of Alabama and Jefferson County business licenses
- renewing and replacing driver’s licenses
- issuing hunting and fishing licenses
- issuing disability access parking placards
- administering various taxes
- distributing revenue collections to Jefferson County, the State of Alabama, cities, towns, school boards, and other agencies in accordance with applicable laws.

This fiscal year, the Department of Revenue achieved a 3% increase in total revenue collections compared to the prior fiscal year. We remain committed to maximizing collections and delivering essential services to our citizens. We are pleased to report increased revenue growth in Fiscal Year 2025 over Fiscal Year 2024, streamlined operations, and broader access to essential services through enhanced online platforms.



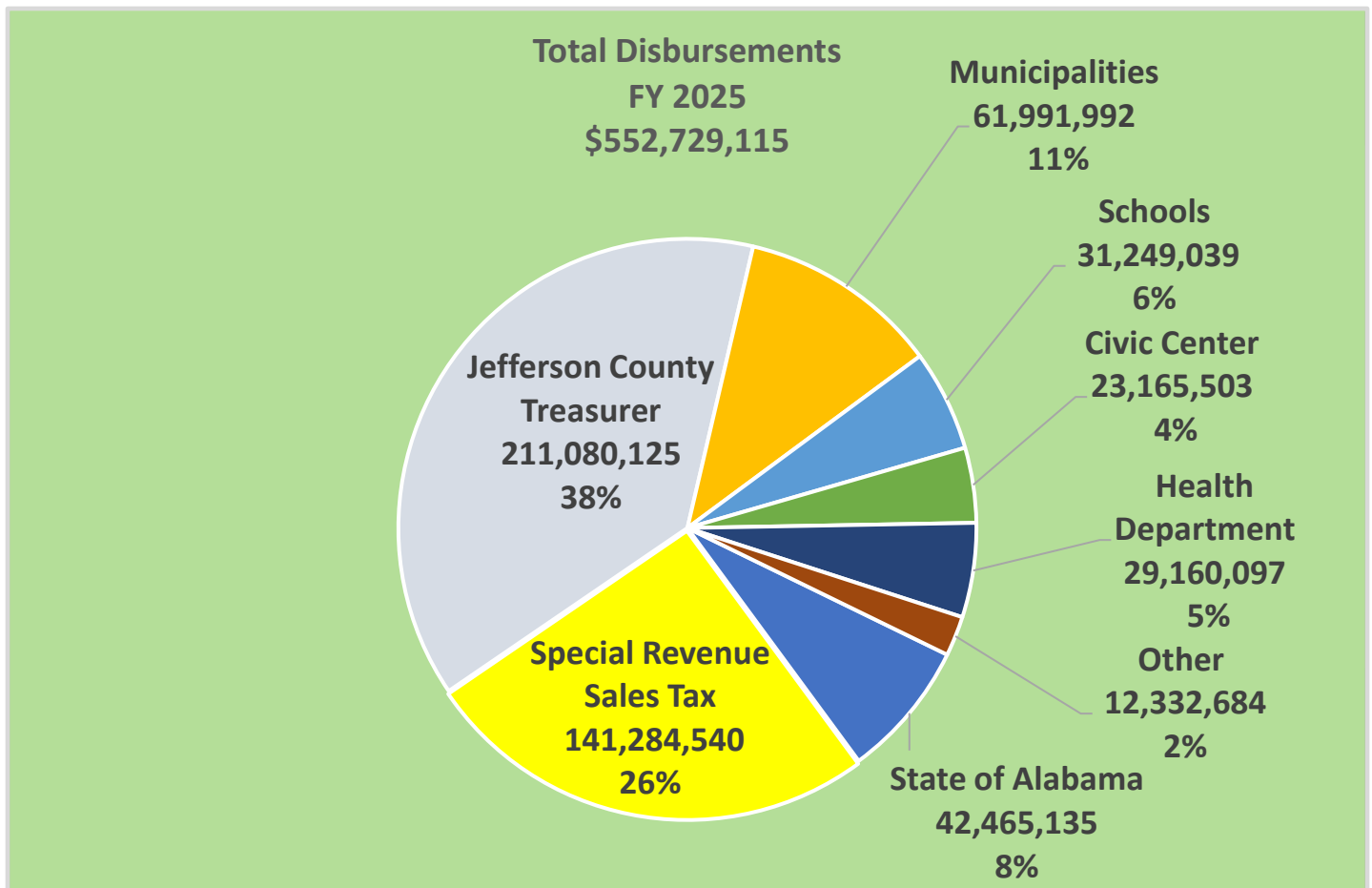
The increase in collections for Fiscal Year 2025 can be tied in part to inflationary economic conditions but also an increase in taxpayer compliance with the revenue laws of the State of Alabama and Jefferson County.

The Department of Revenue’s commitment to continuous improvement through the Jeffco Way has reduced waste and increased accountability. Employees took ownership of processes, using problem-solving tools to eliminate inefficiencies. This year, they saved thousands of man-hours, transitioned from paper to electronic business taxpayer notifications, and expanded online services to improve citizen access and increase operational efficiency. These improvements allowed the department to focus resources on taxpayer education and correspondence, resulting in higher compliance rate with state and county revenue laws.

The Department of Revenue has 162 budgeted positions processing over 1.4 million transactions annually from five locations within Jefferson County. The Department offers the ability to transact most business online with several more online services being added next fiscal year.

The Department of Revenue uses cash-basis accounting, disbursing collections the following month per enabling legislation. This year:

- **20%** went to the Jefferson County General Fund for county services and operations.
- **18%** went to other county funds (Indigent Care, Road, Bridge & Public Building, Sanitary).
- **36%** was distributed to outside agencies (State of Alabama, municipalities, and school boards).
- 26% represented Special Revenue Sales & Use Taxes, transferred to the Jefferson County Special Revenue Sales Tax Account. These funds are annually allocated by the Department of Finance for debt service and to support the General Fund, Limited Obligation Debt Service, Community Service Fund, Birmingham-Jefferson Transit Authority, Birmingham Zoo, and local school boards.



We hope you find the information contained in this Annual Report informative and beneficial. While every attempt to provide accurate information was made, please keep in mind these are unaudited figures which may be adjusted in the future if an error is discovered in this publication. Questions can be addressed to the Jefferson County Department of Revenue’s Accounting Division at (205) 325-5192.

Scott Moore

SCOTT MOORE, DIRECTOR

TRANSACTIONS PROCESSED

The Department processed over 1,400,000 transactions this fiscal year. The total number of transactions increased slightly from the prior year.

COMPARISON OF TRANSACTIONS PROCESSED

Number of Items Issued For:	2023 - 2024	2024 - 2025	Variance
Automobile Licenses (tags)	689,481	704,287	2%
Automobile Transfers	19,754	16,596	-16%
County Business Licenses (JCBL & JCBL fees)	24,465	23,713	-3%
Disability Access Parking Decals * (See Footnote)	22,483	11,299	-50%
Driver Licenses	67,676	64,186	-5%
Hunting, Fishing & Boat Licenses	10,448	10,234	-2%
State Privilege Licenses	27,933	23,040	-18%
Tax Returns Processed * (See Footnote)	454,172	333,139	-27%
Tax Payments Processed * (See Footnote)	322,817	236,754	-27%
Temporary Tags	191	206	8%
Title Applications	53,919	55,486	3%
Total Transactions	1,693,339	1,478,940	-13%

Footnote:

All Disability Access Parking Decals are up for recertification once every five years which creates large variances. Effective January 1, 2025 two separate county sales tax levies were combined into one levy resulting in fewer tax returns and tax payments for FY 2025.

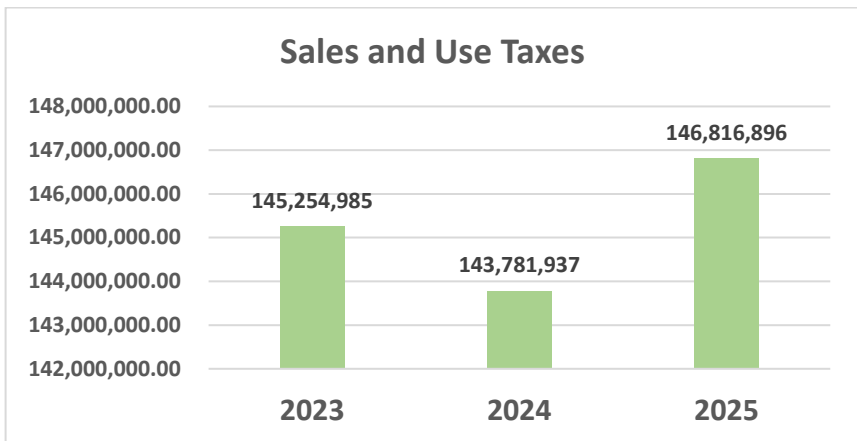
MAJOR SOURCES OF REVENUE

The Jefferson County Department of Revenue collects revenue from administering motor vehicle registrations, multiple taxes, licenses, permits and fees. The revenue collections are grouped into 30 different classifications for this report and are detailed later in this report. The following list shows the sources of revenue with an annual collection of one million dollars or more.

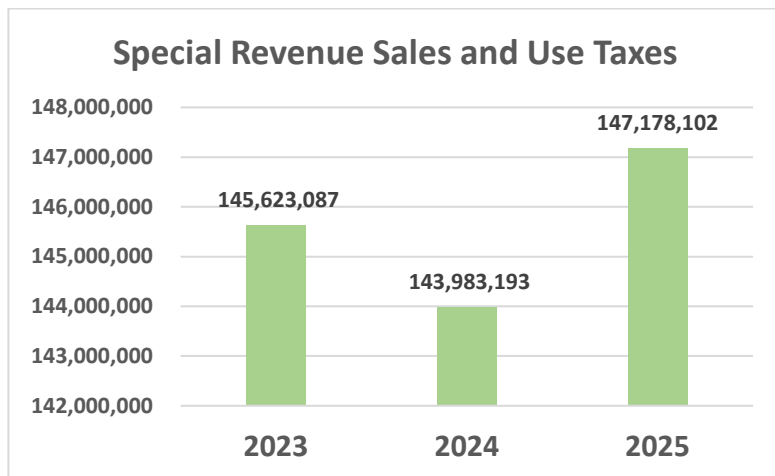
- | | |
|-------------------------------------|---|
| Sales and Use Taxes | Alcoholic Beverage Tax |
| Special Revenue Sales and Use Taxes | State Sales and Use Taxes |
| Ad Valorem Taxes | County Gasoline Taxes |
| Automobile Licenses | Municipal Sales and Use Taxes |
| State Gasoline Taxes | Driver Licenses |
| Lodgings Tax | Additional Beverage Sales Tax |
| Business Licenses | Mandatory Liability Insurance Reinstatement |
| Simplified Sellers Use Tax | Television Franchise Tax |
| Beer Tax | Auto Rental Tax |

Sales and Use Taxes

Sales Tax is a tax on the gross proceeds of sales of taxable items for consumption or other use to consumers within Jefferson County (except as specifically exempted by law) and the gross receipts from conducting or operating public places of amusement or entertainment. Use Tax is an excise tax on tangible personal property purchased outside Jefferson County for storage, use, or other consumption in Jefferson County.



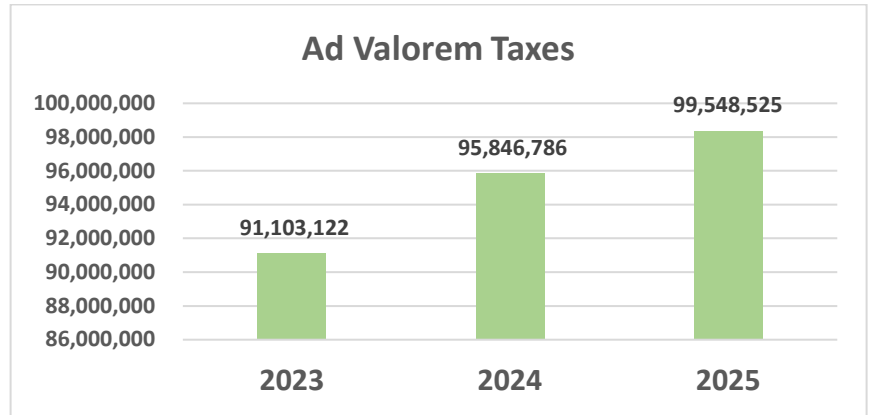
Special Revenue Sales and Use Taxes



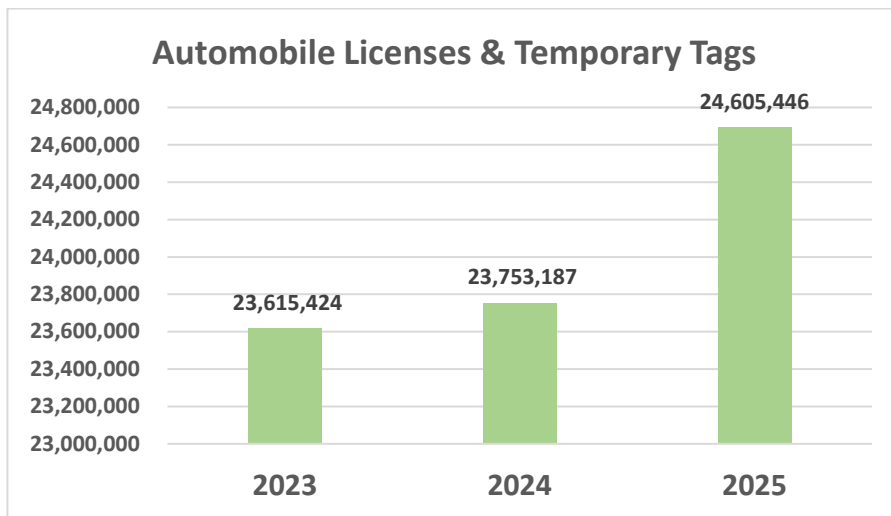
Special Revenue Tax is a separate but parallel tax to the County’s regular sales and use taxes. This tax replaced the parallel Educational Tax that sunset July 31, 2017. The tax basis for the Special Revenue Tax is the same basis as the Sales and Use taxes detailed above.

Ad Valorem Taxes

Ad Valorem Tax is a property tax based on the value of real and personal property. The Department of Revenue collects ad valorem tax as part of the automobile registration process. All automobiles and pickup trucks are subject to ad valorem taxes. Automobiles and pickup trucks under lease-purchase option agreements are also subject to ad valorem taxes.



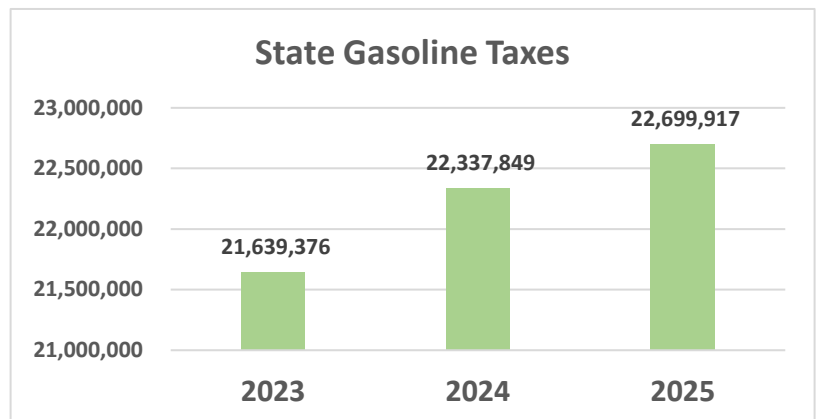
Automobile Licenses & Temporary Tags



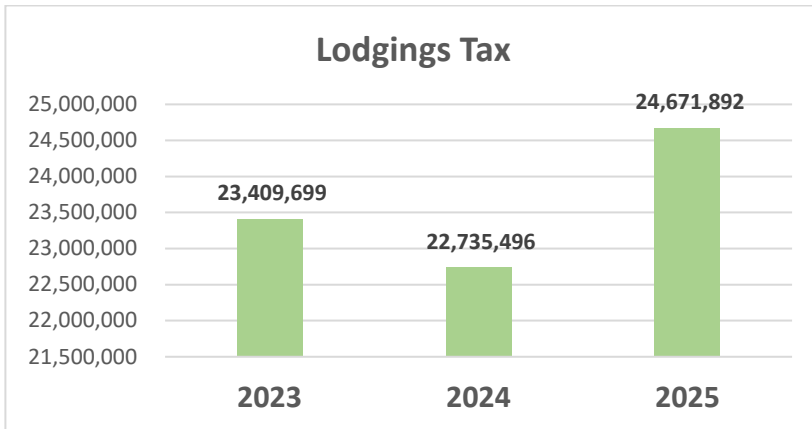
Motor vehicle registrations have several fees that are retained by the County. These fees include registration fees, mail fees, temporary tag fees, and other various fees related to motor vehicle registrations.

State Gasoline Taxes

The State of Alabama has multiple tax levies (4-cent, 5-cent, 7-cent and 10-cent) on gasoline and diesel fuel sold at the terminal rack, imported into the State of Alabama, or blended with a motor fuel product. The Alabama Department of Revenue collects these taxes and remits Jefferson County's portion to the Jefferson County Department of Revenue. This is a separate tax from Jefferson County's motor fuel tax. The 10-cent tax is being phased in over the next few years and accounts for the large increase in collections year over year.



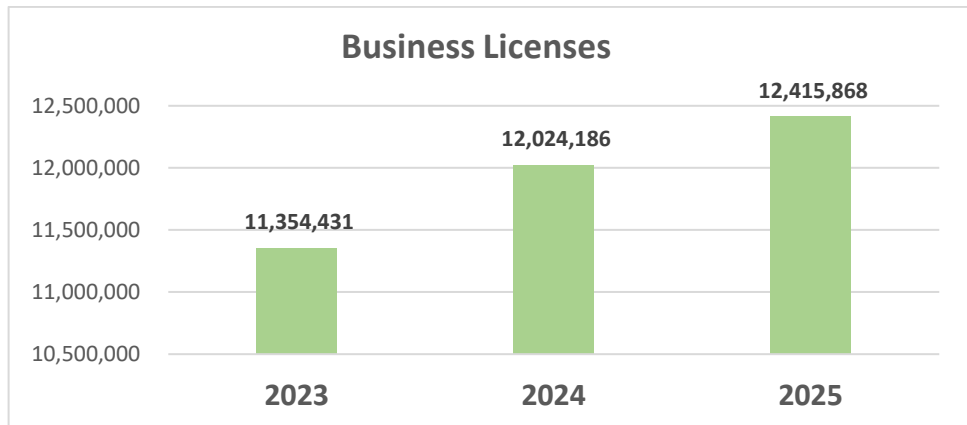
Lodgings Tax



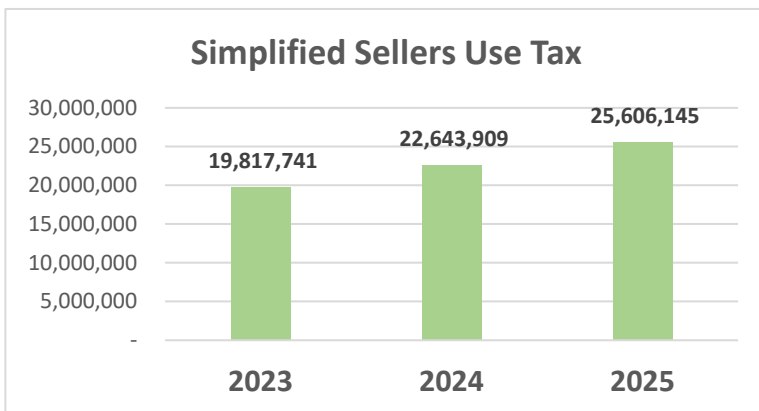
Lodgings (Transient Occupancy) Tax is a privilege or license tax on renting rooms, lodgings, or accommodations to transients in any hotel, motel, inn, tourist camp, or cabin, except where accommodations are furnished for a period of 180 continuous days or more.

Business Licenses

This is the revenue derived from the issuance of Jefferson County’s business licenses as well as the County’s portion of the issuance of State privilege licenses, State store licenses, and municipal real estate licenses.



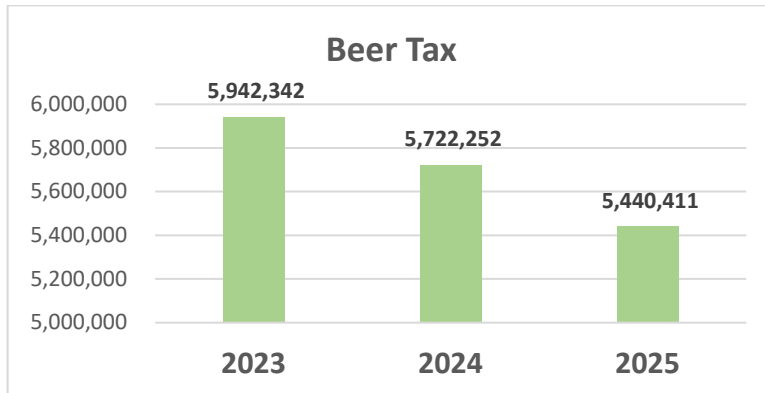
Simplified Sellers Use Tax



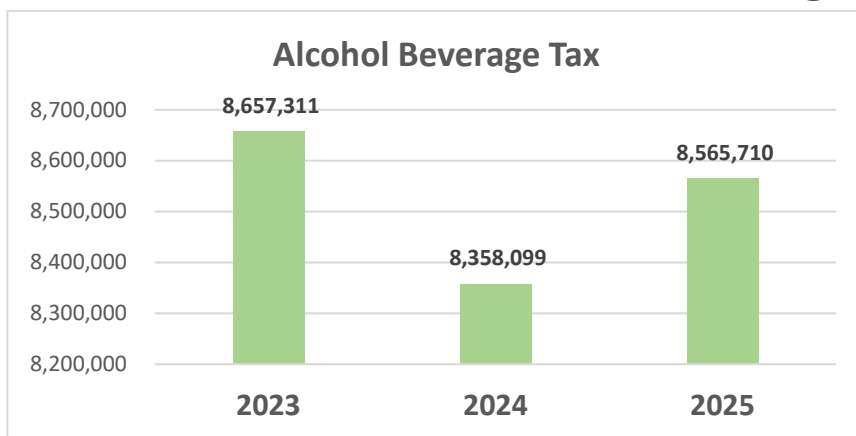
Simplified Sellers Use Tax is a State of Alabama Tax on the gross proceeds of sales of tangible personal property from eligible sellers located outside of Alabama selling into the state. Alabama offers a flat statewide tax with no additional local tax collection authority. The Alabama Department of Revenue collects these taxes and remits Jefferson County’s portion to the Jefferson County Department of Revenue. In addition to traditional sales, this tax captures most online sales that would otherwise escape local sales and use tax collection.

Beer Tax

Beer tax is a privilege or excise tax on every person licensed by the Alcoholic Beverage Control Board who sells, stores, or receives for the purpose of distribution, to any person, firm, corporation, club, or association within the Jefferson County any beer, lager beer, ale, porter, malt or brewed beverage, or similar fermented malt liquor.



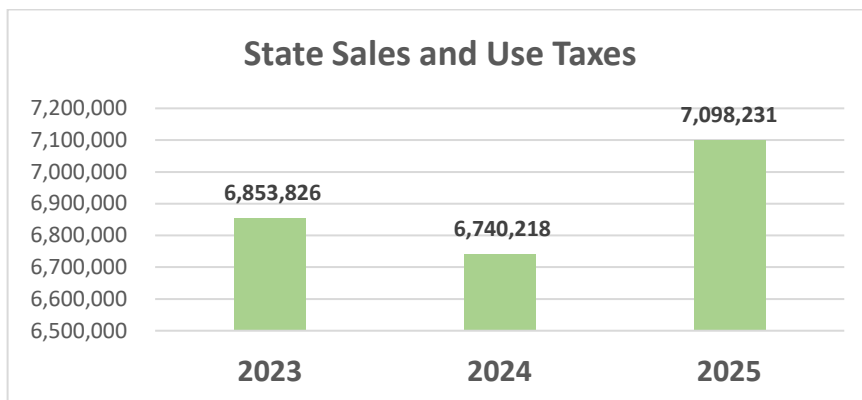
Alcoholic Beverage Tax



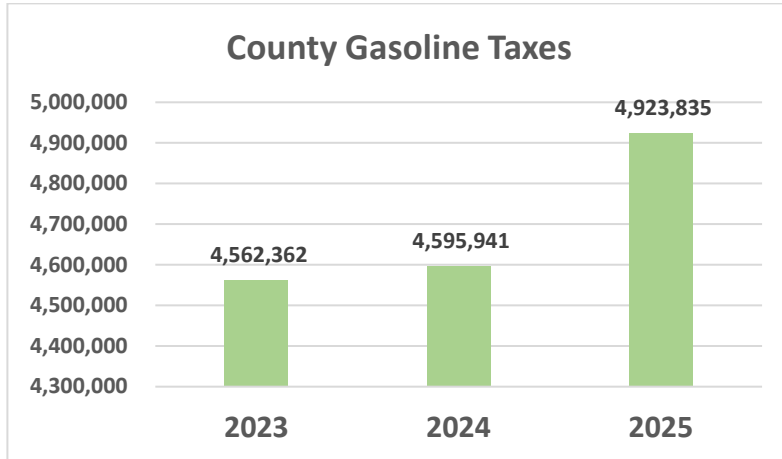
Alcoholic Beverage (Liquor) Tax is a license tax on the total gross receipts derived from the sales of alcoholic, spirituous, vinous or fermented liquor sold at retail in Jefferson County. Taxable liquors include, but are not limited to, whiskey, gin, brandy, rum, vodka, cocktails, mixed drinks, and all other alcoholic beverages. Wine, beer, and malted beverage sales are excluded from this tax.

State Sales and Use Taxes

As part of the registration process for automotive vehicles, motorboats, truck trailers, trailers, semitrailers, travel trailers and manufactured homes; the Jefferson County Department of Revenue is required to collect state casual sales and use taxes from isolated sales by persons not engaged in the business of selling.



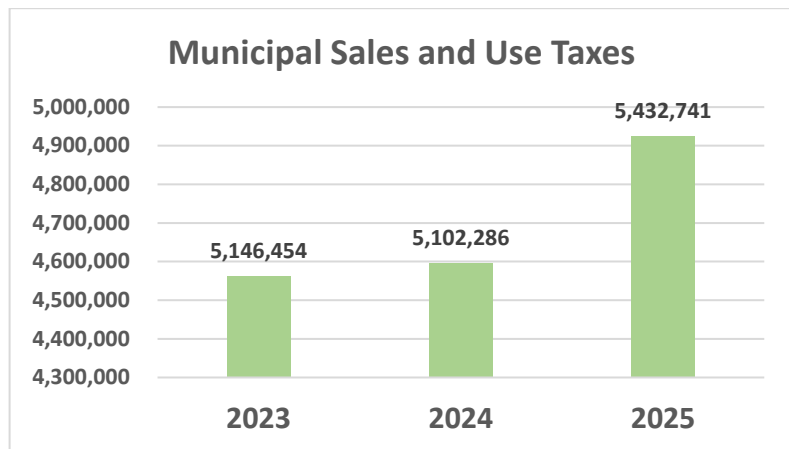
County Gasoline Taxes



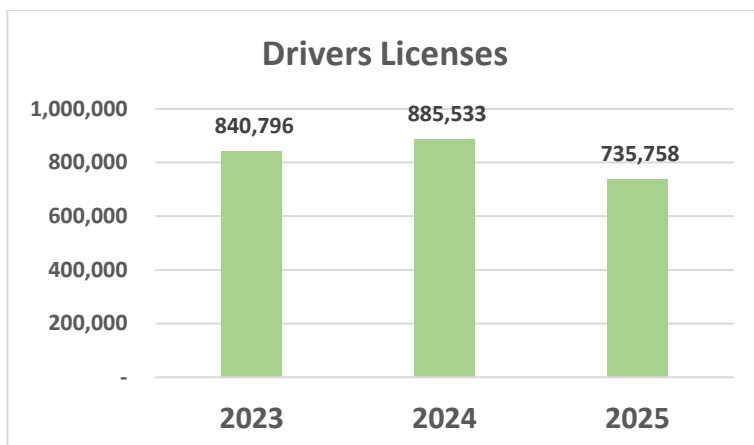
County Gasoline Tax is an excise or license tax based on the number of gallons of gasoline, diesel or other motor fuels sold, distributed, stored, delivered or withdrawn from storage within Jefferson County.

Municipal Sales and Use Taxes

As part of the registration process for automotive vehicles, motorboats, truck trailers, trailers, semitrailers, travel trailers and manufactured homes; the Jefferson County Department of Revenue is required to collect municipal casual sales and use taxes from isolated sales by persons not engaged in the business of selling. If the purchaser lives within city limits, tax is collected at the appropriate rate for the city.



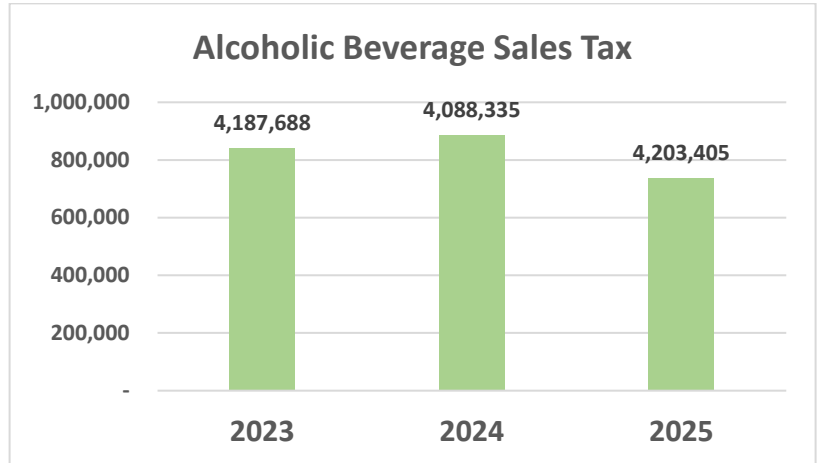
Driver Licenses



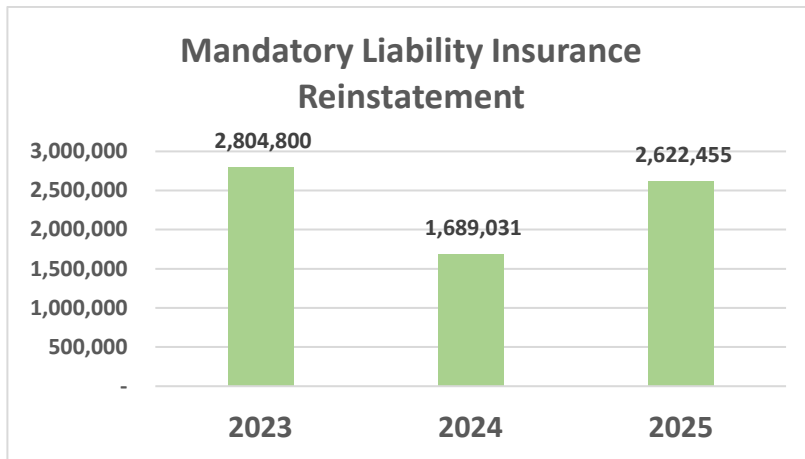
Driver license collections are the total fees charged when issuing driver license renewals, replacements, and name or address changes.

Alcoholic Beverage Sales Tax

Alcoholic beverage sales tax is an additional sales tax on alcoholic beverages sold from restaurants that are licensed by the Alcoholic Beverage Control Board. This tax applies to beer and hard liquor but does not apply to table wine.



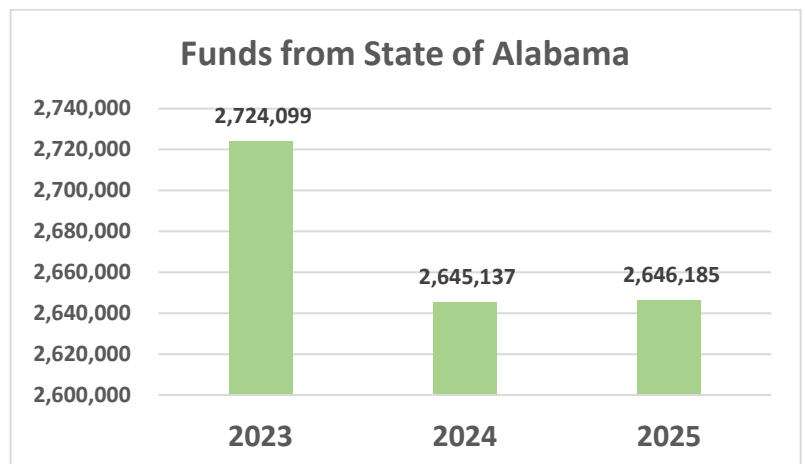
Mandatory Liability Insurance Reinstatement



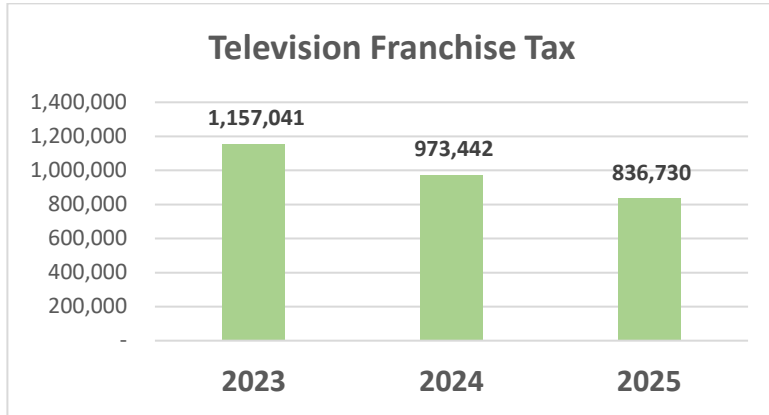
If it is determined that a vehicle was not insured in accordance with the Mandatory Liability Insurance law, the Alabama Department of Revenue will suspend the motor vehicle registration. The Jefferson County Department of Revenue will reinstate the registration upon presentation of proof of current liability insurance and payment of the required fees.

Funds from State of Alabama

The State of Alabama disburses various taxes and fees to Jefferson County. These include Additional Motor Vehicle License taxes, Additional Motor Vehicle fees, International Registration Plan (IRP) fees, Additional Excise Tax, Petroleum Inspection fees and refunds of Tobacco Tax discounts allowed and tobacco tax administrative expenses.



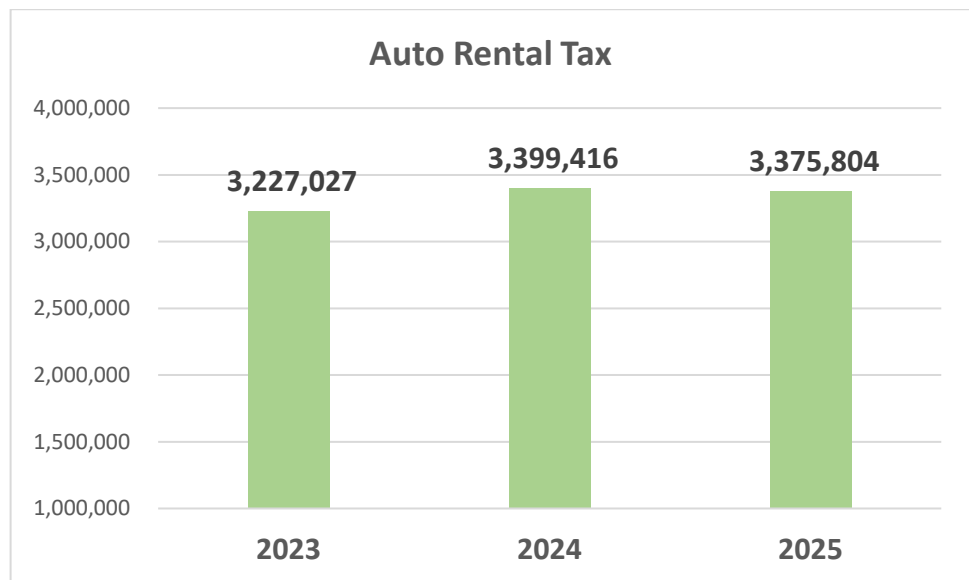
Television Franchise Tax



Television franchise tax is a license tax on the gross revenue of cable television franchise holders that have been granted franchises by the County to install poles or conduits within the boundary lines of public roads, highways or right of ways within the unincorporated areas of the County.

Auto Rental Tax

The Auto Rental Tax is a tax on the short-term lease or rental of passenger automotive vehicles.



THIS PAGE INTENTIONALLY LEFT BLANK.

COLLECTIONS SUMMARY

Tax Type	2023 - 2024	2024 - 2025	Variance
Ad Valorem Tax	\$ 95,846,786	\$ 99,548,525	4%
Alcoholic Beverage Tax	8,358,100	8,565,710	2%
Alcoholic Beverage Sales Tax - 3%	4,088,335	4,203,405	3%
Automobile Registrations & Temp Tags	23,753,658	24,605,446	4%
Automobile Transfers & Penalties	73,427	71,226	-3%
Automotive Rental Tax	3,399,416	3,375,804	-1%
Beer Tax	5,722,253	5,440,411	-5%
Boat Licenses	246,837	231,972	-6%
Business Licenses	12,037,804	12,415,868	3%
Conservation License - Hunting & Fishing	28,641	19,120	-33%
County Gasoline Tax	4,595,941	4,923,835	7%
Driver Licenses	885,533	735,758	-17%
Electric Car Tax	685,078	920,001	34%
Funds from State	2,645,137	2,646,185	0%
Lodgings Tax	22,735,496	24,671,892	9%
Mandatory Liability Insurance	1,689,031	2,622,455	55%
Manufactured Homes - Fees & Permits	52,375	69,418	33%
Miscellaneous Fees	297,049	313,143	5%
Municipal Sales & Use Tax - Auto & Boats	5,102,286	5,432,741	6%
Rideshare Tax	26,428	26,188	-1%
Sales & Use Tax	143,781,937	146,816,896	3%
Simplified Sellers Use Tax	22,643,910	25,606,145	13%
Special Common Carrier (Bus) License	8,428	8,817	5%
Special Revenue Sales Tax	143,983,193	147,178,102	3%
State Gasoline Tax	22,337,849	22,699,917	2%
State Sales & Use Tax - Auto & Boats	6,740,218	7,098,231	5%
T. V. Franchise Tax	973,442	836,730	-14%
Title Fees	938,391	949,516	1%
Tobacco Tax	722,818	663,887	-8%
Wine Tax	30,969	31,771	3%
TOTAL COLLECTIONS	\$ 534,430,766	\$ 552,729,115	3%

AD VALOREM TAX

Total of Assessed Values Countywide

	2023-2024	2024-2025	Variance
Ad-Valorem Tax valuation: Current year plus delinquent (escape) tags processed	\$1,420,455,188	\$1,479,347,280	4%

Ad Valorem Tax Collections by Tax District

October 1, 2024 through September 30, 2025

<u>Tax District</u>	<u>Amount</u>
State 6.5 mill	\$ 9,387,564
Jefferson County 13.5 mill	18,457,160
Jefferson County School District 5.1 mill	2,481,440
Jefferson County School District 8.8 mill	4,281,702
Jefferson County School District 5.0 mill	2,432,785
Jefferson County School District 3.0 mill	1,459,671
Jefferson County School District 8.2 Co-Wide	4,102,095
Adamsville 10.6 mill	100,030
Argo 5.0 mill	757
Bessemer 35.1 mill	2,061,959
Bessemer School District 5.4 mill	317,224
Bessemer School 8.2 Co-Wide	384,083
Birmingham 28.5 mill	9,738,409
Birmingham School District 15.8 mill	8,169,925
Birmingham School 8.2 Co-Wide	2,500,385
Brighton 9.6 mill	26,024
Brookside 9.6 mill	19,483
Cardiff 5.0 mill	588
Center Point 5.0 mill	127,305
Clay 5.0 mill	86,844
County Line 5.0 mill	883
Fairfield 20.4 mill	255,715
Fairfield School District 25.9 mill	324,784
Fairfield School District 8.2 Co-Wide	166,476
Fultondale 5.0 mill	97,900
Gardendale 10.0 mill	373,071
Graysville 8.2 mill	31,800
Helena 5.0 mill	46,868
Homewood 31.7 mill	1,905,113
Homewood School District 15.1 mill	908,418
Homewood School District 8.2 Co-Wide	556,064
Hoover 30.5 mill	5,040,310
Hoover School District 13.9 mill	2,297,618
I3 Academy	88,558

Ad Valorem Tax Collections by Tax District

October 1, 2024 through September 30, 2025

Hoover School District	8.2 Co-Wide	\$	1,241,105
Hueytown	10.0 mill		309,703
Irondale	6.5 mill		460,628
Kimberly	12.5 mill		143,389
Lake View	5.0 mill		1,959
Leeds	9.2 mill		193,842
Leeds School District	21.9 mill		461,885
Leeds School District	8.2 Co-Wide		234,554
Lipscomb	9.8 mill		13,783
Maytown	5.0 mill		1,320
Midfield	37.8 mill		144,585
Midfield School District	30.5 mill		185,346
Midfield School District	8.2 Co-Wide		126,977
Morris	6.5 mill		39,148
Mountain Brook	46.7 mill		3,767,759
Mountain Brook School District	34.1 mill		2,752,080
Mountain Brook School District	8.2 Co-Wide		540,658
Mulga	7.0 mill		11,481
North Johns	7.0 mill		718
Pleasant Grove	30.0 mill		595,615
Sumiton	6.0 mill		132
Sylvan Springs	7.0 mill		36,543
Tarrant	17.0 mill		324,217
Tarrant School District	11.2 mill		213,753
Tarrant School District	8.2 Co-Wide		170,969
Trafford	5.0 mill		4,266
Trussville	12.0 mill		208,883
Trussville School District (to city)	7.0 mill		292,436
Trussville School District	21.9 mill		915,519
Trussville School District	8.2 Co-Wide		561,848
Vestavia Hills	49.3 mill		4,143,209
Vestavia Hills School District	15.1 mill		1,268,646
Vestavia Hills School District	8.2 Co-Wide		825,826
Warrior	8.0 mill		51,224
SUBTOTAL AD VALOREM TAX COLLECTED BY JEFFERSON COUNTY		\$	98,473,017
COUNTY AD VALOREM TAX COLLECTED BY MUNICIPALITIES ISSUING TAGS			1,075,508
TOTAL AD VALOREM TAX COLLECTED		\$	99,548,525

BOAT REGISTRATIONS AND COLLECTIONS

October 1, 2024 through September 30, 2025

Types	# of Registrations	Amount Collected
Class I < 16 ft	2,269	\$ 55,982
Class II 16 ft to less than 26 ft	5,367	159,356
Class III 26 ft to less than 40 ft	117	9,250
Class IV 40ft and greater	8	838
Transfers	980	4,654
Replacements	269	1,520
Mail Fees	0	372
Total Boat Licenses	9,010	\$ 231,972
Reconciling Items		
Specialty Boat License	0	0
Total Collections for Boat License	9,010	\$ 231,972

BUSINESS AND PRIVILEGE LICENSE COLLECTIONS

October 1, 2024 through September 30, 2025

STATE OF ALABAMA LICENSES

Total State Privilege Licenses	# of Licenses Issued	18,400	\$ 1,880,679
Store Licenses	# of Licenses Issued	7,063	
State			\$ 242,365
Issuance Fees			9,652
Penalty			8,755
Interest			4,950
Citation - State			15
Citation - County			2
Mail Fees			1,603
Total Single Store Licenses			\$ 267,342

JEFFERSON COUNTY LICENSES

County Ordinance No. 1801	# of Licenses Issued	23,700	\$ 10,181,588
County Ordinance No. 1801 - Fees		17	\$ 71,288
Other County Ordinances			\$ 677

MUNICIPAL LICENSES

Municipal Real Estate	# of Licenses Issued	595	\$ 14,294
TOTAL BUSINESS LICENSE COLLECTIONS			\$ 12,415,868

CONSERVATION AND NATURAL RESOURCES ISSUANCE AND COLLECTIONS

October 1, 2024 through September 30, 2025

HUNTING LICENSES (RESIDENT)

	<u># of</u>	<u>Amount</u>
Disabled Military Veteran's Appreciation Hunting License (100% VA disabled)	11	\$ 39
Disabled Military Veteran's Appreciation Hunting License (50% -99% disabled)	7	122
Physically Disabled Resident Hunting Annual License (SSA disability)	29	215
Optional Res 65 Plus All Game Hunting	1	34
Res 64 All Game Hunting	8	269
Res Hunting - All Game	66	2,235
Res Hunting - Small Game	1	22
Res Nighttime Feral Swine / Coyote Hunting License	8	141
Res Nighttime Feral Swine / Coyote Hunting License (100% Physically Disabled)	1	1
Res Nighttime Feral Swine / Coyote Hunting License- 100% Disabled Military VA	2	2
Res Fur Catchers (>90 days residency requirement)	1	27
Total	135	\$ 3,107

FISHING LICENSES (RESIDENT)

	<u># of</u>	<u>Amount</u>
Disabled Military Veterans Appreciation Saltwater Fishing (20% or more Disabled)	15	\$ 54
Disabled Military Veteran's Appreciation Freshwater Fishing (20% or more disabled)	32	114
Optional Res 65 Plus Freshwater/Saltwater Fishing	6	113
Physically Disabled Resident Freshwater Annual License	61	212
Physically Disabled Resident Saltwater Annual License	20	69
Res 64 Freshwater Fishing	11	183
Res Fishing Saltwater Pier	8	60
Res Freshwater Commercial	4	476
Res Freshwater Fishing	191	3,086
Res Saltwater Fishing	11	325
Res 64 Saltwater Fishing	2	59
Total	361	\$ 4,751

FISHING LICENSES (NON-RESIDENT)

NR Freshwater Annual	5	\$ 326
NR Freshwater Trip 7-days	1	37
Total	6	\$ 363
NR Freshwater Annual	7	\$ 442
NR Freshwater Trip 7-days	2	70
Total	9	\$ 512

CONSERVATION AND NATURAL RESOURCES ISSUANCE AND COLLECTIONS

October 1, 2024 through September 30, 2025

<u>SPECIALITY LICENSES</u>	# of	Amount
Durable Card	167	\$ 835
Fish Baskets (Wire Baskets)	17	34
Game Check H.E.L.P. Number	1	0
Harvest Information Program (HIP)	9	0
All Access Hunting Package	1	0
Optional Res 65 Plus Harvest Information Program (HIP)	1	0
Optional Res 65 Plus State Duck Stamp	2	24
Optional Res 65 Plus Wildlife Management Area License	3	67
Res Bait Privilege License (WT Deer/Feral Swine - corn and other bait)	83	1,495
Res SW Reef Fish Endorsement	2	20
Res Wildlife Management Area License	19	426
Round Up for Freshwater Fisheries Research	535	5
Round Up for Saltwater Fisheries Research	0	0
Round Up/Donation for Wildlife Research	411	5
State Duck Stamp & Wildlife Heritage	7	95
Total	1,258	\$ 3,006
<u>LIFETIME LICENSES (RESIDENT)</u>	# of	Amount
Lifetime Disabled Veteran's Freshwater Fishing (20%+ disabled) (12-50+)	10	\$ 378
Lifetime License Replacement	15	75
Lifetime Reef Fish Endorsement - Resident	1	220
Lifetime State Duck Stamp (12-49)	1	288
Lifetime Disabled Veteran's Freshwater/Saltwater Fishing (20%+ disabled) (12-50+)	6	503
Lifetime Disabled Veteran's Hunting (100% disabled) (12-50+)	5	250
Lifetime Disabled Veteran's Hunting (20%-100% disabled)/Fresh/Salt (12-50+)	8	1,090
Lifetime Disabled Veteran's Hunting (20%-100% disabled)/Freshwater Fishing (12-50+)	9	750
Lifetime Disabled Veteran's Saltwater Fishing (20%+ disabled) (50+)	2	61
Lifetime Freshwater Fishing (50) (Includes the Wildlife Heritage Lifetime License)	1	219
Lifetime Hunting/Fresh/Saltwater (< 2-50+) (Includes the Wildlife Heritage Lifetime)	3	3,477
Senior Lifetime Hunting/Fresh/Saltwater (Includes the Wildlife Heritage Lifetime)	2	70
Total	63	\$ 7,381
Total	1,832	\$ 19,120

COLLECTIONS FROM MOTOR VEHICLE REGISTRATIONS

October 1, 2024 through September 30, 2025

Adamsville	\$ 96,666
Argo	872
Bessemer	599,157
Birmingham	3,462,267
Brighton	32,144
Brookside	16,718
Cardiff	1,042
Center Point	242,864
Clay	122,484
County Line	1,540
Fairfield	120,949
Fultondale	152,445
Gardendale	249,345
Graysville	41,852
Helena	52,755
Homewood	309,350
Hoover	913,368
Hueytown	275,675
Irondale	276,926
Jefferson County	1,760,225
Kimberly	62,781
Lake View	2,555
Leeds	156,425
Lipscomb	14,808
Maytown	2,727
Midfield	67,913
Morris	36,885
Mountain Brook	277,513
Mulga	16,270
North Johns	916
Pinson	131,222
Pleasant Grove	156,324
Sumiton	255
Sylvan Springs	56,085
Tarrant	166,808
Trafford	8,143
Trussville	236,060
Vestavia Hills	380,024
Warrior	52,896
West Jefferson	5,027
State of Alabama (Additional Tag Money)	7,898,184
Disabled Veteran Tags	18,354
Manufacturing Cost	80,869
Prestige Tag Fees	4,786,850
Replacement Tags	8,576
Fees, Citations and Mail Fees	1,251,991
Temporary Tag Fees	341
TOTAL	\$ 24,605,446

COLLECTIONS OF VARIOUS TAXES AND FEES

ALCOHOLIC BEVERAGE TAX	\$	8,565,710
ALCOHOLIC BEVERAGE SALES TAX - 3%	\$	4,203,405
AUTOMOBILE TRANSFERS	\$	24,894
AUTOMOBILE TRANSFERS - PENALTY	\$	46,332
AUTOMOTIVE RENTAL TAX	\$	3,375,804

BAD CHECK FEES

Alcoholic Beverage Tax	\$	758
Additional Beverage Sales Tax - Alcoholic 3%		1,449
Beer Tax		0
County Gasoline		90
Lodgings Tax		180
Privilege License		0
Sales & Use Tax		10,269
Special Revenue Sales & Use Tax		6,593
Tobacco Tax		0
	\$	19,339

Note: Bad check fees are combined on Page 12 with individual tax types.

BEER TAX	\$	5,440,411
-----------------	----	------------------

DRIVER LICENSES

		<u># of Items</u>		<u>Amount</u>
Class A, B, C & School Bus	- New / Renew	272	\$	21,389
Class D & M	- New / Renew	16,788		648,008
Class V	- New / Renew	0		0
Class A, B, C, D, V & School Bus	- Duplicate	0		0
ID New/Renew, Duplicate, Disabled & Over 62		2,215		66,343
Exam Fee		339		18
Total Driver Licenses		19,614	\$	735,758

ELECTRIC CAR TAX	\$	920,001
-------------------------	----	----------------

COLLECTIONS OF VARIOUS TAXES AND FEES

FUNDS FROM STATE OF ALABAMA		<u>Amount</u>
7% Auto License		\$ 741,271
Additional Auto License		1,382,864
Additional Excise Tax		38,477
International Registration Plan (IRP)		288,698
Petroleum Inspection Fees		119,380
Tobacco Tax Discount Reimbursement		75,495
		\$ 2,646,185
GAS TAX – COUNTY		
	<u>Gallons</u>	<u>Taxes</u>
Gallons / Taxes	491,233,340	\$ 4,912,334
Penalties		11,501
		\$ 4,923,835
GAS TAX – STATE		
	STATE GASOLINE TAX .04	\$ 4,611,717
	STATE GASOLINE TAX .05	2,272,767
	STATE GASOLINE TAX .07	7,954,688
	STATE GASOLINE TAX .10	7,860,745
GAS TAX – STATE TOTAL		\$ 22,699,917
LODGINGS TAX		\$ 24,671,892
MANDATORY LIABILITY INSURANCE		\$ 2,622,455
MANUFACTURED HOME FEES AND PERMITS		\$ 69,418
MISCELLANEOUS FEES		\$ 313,143
MUNICIPAL SALES & USE TAX - AUTO		\$ 5,266,857
MUNICIPAL SALES & USE TAX - BOATS		\$ 165,884
RIDESHARE TAX		\$ 26,188
SALES AND USE TAX		
Regulation A		\$ 1,929,952
Sales Tax		110,997,081
Consumer Use		10,108,473
Sellers Use		22,400,992
Motor Vehicle Auto & Boat		1,380,398
		\$ 146,816,896

COLLECTIONS OF VARIOUS TAXES AND FEES

SIMPLIFIED SELLERS USE TAX		\$ 25,606,145
<hr style="border-top: 1px dashed #000;"/>		
SPECIAL COMMON CARRIER LICENSES		\$ 8,817
<hr style="border-top: 1px dashed #000;"/>		
SPECIAL REVENUE SALES AND USE TAX		
Regulation A		\$ 1,939,951
Sales Tax		111,643,366
Consumer Use		10,146,334
Sellers Use		22,068,169
Motor Vehicle Auto & Boat		1,380,282
		\$ 147,178,102
<hr style="border-top: 1px dashed #000;"/>		
STATE SALES & USE TAX - AUTO & MANUFACTURED HOMES		\$ 6,901,126
<hr style="border-top: 1px dashed #000;"/>		
STATE SALES & USE TAX - BOATS		\$ 197,105
<hr style="border-top: 1px dashed #000;"/>		
	<u># of Titles</u>	
TITLE FEES	55,486	\$ 949,516
<hr style="border-top: 1px dashed #000;"/>		
TOBACCO TAX STAMPS		
<u>Denomination</u>	<u># of Stamps</u>	<u>Amount</u>
.01	28,000	\$ 280
.03	75,000	2,250
.04	2,040,000	81,600
.04 Fuson	16,200,000	648,000
.05	0	0
.10	38,000	3,800
Penalty and Interest		0
Less: Discount to Dealers		(72,043)
		\$ 663,887
<hr style="border-top: 1px dashed #000;"/>		
T V FRANCHISE TAX		\$ 836,730
<hr style="border-top: 1px dashed #000;"/>		
WINE TAX		\$ 31,771
<hr style="border-top: 1px dashed #000;"/>		

DISBURSEMENT SUMMARY

Tax Recipient	2023 - 2024	2024 - 2025	Variance
Alabama, State of	\$ 40,141,435	\$ 42,465,135	6%
Birmingham-Jefferson Transit Authority	1,906,865	1,810,221	-5%
Birmingham-Jefferson Civic Center Authority	22,006,122	23,165,503	5%
Jefferson County Treasurer	109,338,200	112,317,955	3%
Jefferson County Board of Education	14,418,871	15,000,592	4%
Jefferson County Health Department	28,554,667	29,160,097	2%
Greater Birmingham Convention & Visitors	9,676,422	10,506,820	9%
Jefferson County Indigent Care Fund	63,408,522	64,762,370	2%
Hospital Authority	8,190,049	8,393,654	2%
Juvenile Health Care Board (Shrine Tags)	1,939	1,774	-9%
Simplified Sellers Use Tax	22,643,910	25,606,145	13%
Special Revenue Sales Tax	138,209,109	141,284,540	2%
Citizenship Trust-State Veterans LL Fund	12,414	10,487	-16%
Tenth Judicial Circuit (Stop Domestic Violence)	3,135	3,383	8%
School Districts Outside of Jeff Co.	2,571	2,246	-13%
Adamsville, City of	265,263	266,345	0%
Argo, Town of	7,463	5,840	-22%
Bessemer, City of	3,626,276	3,661,353	1%
Bessemer Board of Education	376,924	381,992	1%
Birmingham, City of	25,999,122	26,164,523	1%
Birmingham Board of Education	2,420,384	2,483,749	3%
Brighton, City of	113,198	116,104	3%
Brookside, Town of	51,371	68,445	33%
Cardiff, Town of	1,988	2,870	44%
Center Point, City of	640,304	650,431	2%
Clay, City of	411,314	410,598	0%
County Line, Town of	3,345	3,890	16%
Fairfield, City of	559,819	559,007	0%
Fairfield Board of Education	477,864	473,497	-1%
Fultondale, City of	525,317	514,843	-2%
Gardendale, City of	1,009,748	1,017,758	1%
Graysville, City of	128,614	124,801	-3%
Helena, City of	139,052	162,223	17%
Homewood, City of	2,879,062	3,000,463	4%
Homewood Board of Education	1,345,820	1,421,301	6%
Hoover, City of	7,096,666	7,402,272	4%
Hoover Board of Education	3,225,023	3,431,124	6%
Hueytown, City of	917,916	927,189	1%
Irondale, City of	952,770	1,086,420	14%

DISBURSEMENT SUMMARY

Tax Type	2023 - 2024	2024- 2025	Variance
I 3 Academy	\$ 0	\$ 88,558	N/A
Kimberly, City of	250,010	269,498	8%
Lake View, Town of	7,986	9,032	13%
Leeds, City of	804,805	830,935	3%
Leeds, Board of Education	649,610	673,444	4%
Lipscomb, City of	60,690	67,127	11%
Maytown, Town of	10,902	8,506	-22%
Midfield, City of	314,182	320,396	2%
Midfield Board of Education	288,324	302,134	5%
Morris, Town of	148,980	151,968	2%
Mountain Brook, City of	4,614,775	4,915,931	7%
Mountain Brook Board of Education	2,971,941	3,152,199	6%
Mulga, Town of	42,323	39,392	-7%
North Johns, Town of	8,441	9,830	16%
Pinson, City of	299,587	304,224	2%
Pleasant Grove, City of	873,997	882,449	1%
Sumiton, City of	1,987	747	-62%
Sylvan Springs, Town of	119,695	121,969	2%
Tarrant, City of	622,362	685,068	10%
Tarrant Board of Education	340,439	375,822	10%
Trafford, Town of	51,512	23,028	-55%
Trussville, City of	1,574,786	1,634,024	4%
Trussville Board of Education	1,419,789	1,430,339	1%
Vestavia Hills, City of	5,096,534	5,351,376	5%
Vestavia Hills Board of Education	1,941,542	2,032,042	5%
Warrior, City of	211,229	209,815	-1%
West Jefferson, Town of	15,484	11,302	-27%
TOTAL	\$ 534,430,766	\$ 552,729,115	3%

DISTRIBUTION OF AD VALOREM TAX BY DISTRICT

October 1, 2024 through September 30, 2025

Tax District	Amount
State of Alabama	\$ 8,959,618
Jefferson County	18,456,008
Jefferson County Schools	14,378,614
Adamsville	103,241
Argo	860
Bessemer	2,303,930
Bessemer Board of Education	378,823
Birmingham	17,368,478
Birmingham Board of Education	2,466,141
Brighton	27,102
Brookside	20,275
Cardiff	668
Center Point	144,562
Clay	98,501
County Line	1,005
Fairfield	252,128
Fairfield Board of Education	472,175
Fultondale	111,202
Gardendale	386,569
Graysville	33,744
Helena	53,113
Homewood	1,841,955
Homewood Board of Education	1,420,263
Hoover	4,878,525
Hoover Board of Education	3,429,017
Hueytown	320,805
Irondale	469,171
I 3 Academy	88,558
Kimberly	145,559
Lake View	2,229
Leeds	202,268
Leeds Board of Education	672,213
Lipscomb	14,321
Maytown	1,500
Midfield	141,736
Midfield Board of Education	301,606
Morris	42,654

DISTRIBUTION OF AD VALOREM TAX BY DISTRICT

October 1, 2024 through September 30, 2025

Mountain Brook	\$ 3,602,414
Mountain Brook Board of Education	3,151,290
Mulga	12,390
North Johns	776
Pinson	19,086
Pleasant Grove	577,590
Sumiton	146
Sylvan Springs	39,651
Tarrant	323,334
Tarrant Board of Education	375,304
Trafford	4,842
Trussville	511,340
Trussville Board of Education	1,429,525
Vestavia Hills	3,958,229
Vestavia Hills Board of Education	2,031,685
Warrior	54,325
West Jefferson	618
TOTAL PAID TO STATE, COUNTY & MUNICIPALITIES	\$ 96,081,682
Commissions (Paid to County)	3,466,843
TOTAL DISTRIBUTIONS	\$ 99,548,525

BEER TAX DISTRIBUTION

October 1, 2024 through September 30, 2025

Jefferson County	\$ 887,008
Jefferson County School Treasurer	591,339
Birmingham Jefferson County Transit Authority	1,810,221
Adamsville	15,725
Argo	3,294
Bessemer	153,936
Birmingham	829,064
Brighton	10,524
Brookside	4,181
Cardiff	82
Center Point	32,202
Clay	25,089
County Line	148
Fairfield	27,585
Fultondale	37,035
Gardendale	60,237
Graysville	8,511
Helena	3,930
Homewood	98,933
Hoover	227,167
Hueytown	58,374
Irondale	39,829
Kimberly	6,804
Lake View	481
Leeds	43,040
Lipscomb	3,384
Maytown	498
Midfield	21,762
Morris	9,586
Mountain Brook	51,147
Mulga	3,115
North Johns	200
Pinson	38,702
Pleasant Grove	20,890
Sumiton	34
Sylvan Springs	3,846
Tarrant	26,792
Trafford	2,742
Trussville	88,757
Vestavia Hills	105,718
Warrior	29,600
West Jefferson	879
Total Beer Tax to County & Municipalities	\$ 5,382,391
Commissions	48,273
Penalties	9,747
TOTAL DISTRIBUTIONS	\$ 5,440,411

COUNTY GASOLINE TAX DISTRIBUTION

October 1, 2024 through September 30, 2025

Jefferson County	\$ 495,625
Adamsville	23,998
Argo	0
Bessemer	464,235
Birmingham	1,704,073
Brighton	14,000
Brookside	13,355
Cardiff	0
Center Point	27,467
Clay	40,161
County Line	0
Fairfield	46,879
Fultondale	121,430
Gardendale	153,210
Graysville	30,542
Helena	14,117
Homewood	150,228
Hoover	409,701
Hueytown	101,858
Irondale	91,346
Kimberly	108
Lake View	0
Leeds	303,209
Lipscomb	0
Maytown	0
Midfield	23,875
Morris	23,030
Mountain Brook	45,320
Mulga	2,630
North Johns	6,273
Pinson	51,628
Pleasant Grove	13,088
Sumiton	0
Sylvan Springs	8,097
Tarrant	41,671
Trafford	0
Trussville	205,333
Vestavia Hills	145,544
Warrior	41,968
West Jefferson	0
Total Gasoline Tax to County & Municipalities	\$ 4,813,999
Commissions	98,245
Motor Fuel Penalties	11,591
TOTAL COUNTY GASOLINE TAX DISTRIBUTED	\$ 4,923,835

STATE GAS TAX DISTRIBUTION

October 1, 2024 through September 30, 2025

	Amount
Jefferson County	\$ 12,296,612
Adamsville	80,724
Argo	1,128
Bessemer	481,072
Birmingham	3,676,197
Brighton	43,209
Brookside	23,167
Cardiff	961
Center Point	303,334
Clay	190,273
County Line	1,738
Fairfield	184,892
Fultondale	182,600
Gardendale	296,641
Graysville	36,054
Helena	46,094
Homewood	488,375
Hoover	1,219,569
Hueytown	310,176
Irondale	249,549
Kimberly	71,017
Lake View	5,639
Leeds	187,925
Lipscomb	38,569
Maytown	5,843
Midfield	96,347
Morris	41,767
Mountain Brook	415,287
Mulga	14,496
North Johns	2,348
Pinson	133,400
Pleasant Grove	176,461
Sumiton	407
Sylvan Springs	30,563
Tarrant	113,228
Trafford	11,334
Trussville	453,375
Vestavia Hills	722,227
Warrior	59,609
West Jefferson	7,710
TOTAL STATE GASOLINE TAX PAID TO COUNTY & MUNICIPALITIES	\$ 22,699,917

DISTRIBUTION OF MOTOR VEHICLE REGISTRATIONS (tags)

October 1, 2024 through September 30, 2025

	Amount
State of Alabama (Additional Tag Money)	\$ 7,898,184
State of Alabama (72%)	6,484,335
State of Alabama (7%)	1,132,371
State of Alabama (5% State Expense)	527,998
Jefferson County - Road Fund	337,424
Jefferson County Board of Education	19,804
Juvenile Health Care Board (Shrine Tags)	1,774
School Districts Outside Jefferson County	2,246
Tenth Judicial Circuit DA's Office	3,382
Director of Conservation (Specialty Boat)	0
ALEA (Specialty Boat)	0
Adamsville	18,573
Argo	167
Bessemer	114,922
Bessemer Board of Education	2,884
Birmingham	664,660
Birmingham Board of Education	17,323
Brighton	6,371
Brookside	3,202
Cardiff	200
Center Point	46,343
Clay	23,428
County Line	297
Fairfield	23,178
Fairfield Board of Education	1,322
Fultondale	29,250
Gardendale	47,792
Graysville	8,043
Helena	10,077
Homewood	59,204
Homewood Board of Education	1,039
Hoover	174,784
Hoover Board of Education	2,096
Hueytown	53,357
Irondale	52,643
Kimberly	12,019
Lake View	488
Leeds	29,926
Leeds Board of Education	686
Lipscomb	2,845

DISTRIBUTION OF MOTOR VEHICLE REGISTRATIONS (tags)

October 1, 2024 through September 30, 2025

	Amount
Maytown	\$ 523
Midfield	12,999
Midfield Board of Education	522
Morris	7,063
Mountain Brook	53,067
Mountain Brook Board of Education	909
Mulga	3,118
North Johns	176
Pinson	22,859
Pleasant Grove	29,937
Sumiton	49
Sylvan Springs	10,829
Tarrant	32,027
Tarrant Board of Education	505
Trafford	1,560
Trussville	45,239
Trussville Board of Education	423
Vestavia Hills	72,696
Vestavia Hills Board of Education	357
Warrior	10,137
West Jefferson	963
SUB-TOTAL TAG MONEY DISTRIBUTED	\$ 18,120,595
Issuance Fees & Citations - Jefferson County	\$ 962,799
Citations - State of Alabama	2
Mail Fees - Jefferson County	387,752
Commissions - Jefferson County	388,079
Replacement Tag Fees - Jefferson County	8,577
Disabled Veteran Tags	18,354
Personalized Tags	441,501
Prestige Tags	2,969,960
University Tags	1,226,617
Manufacturing Cost	80,869
Temporary Tags	341
Adjustments	0
TOTAL TAG MONEY DISTRIBUTED	\$ 24,605,446

SALES AND USE TAX DISTRIBUTION

October 1, 2024 through September 30, 2025

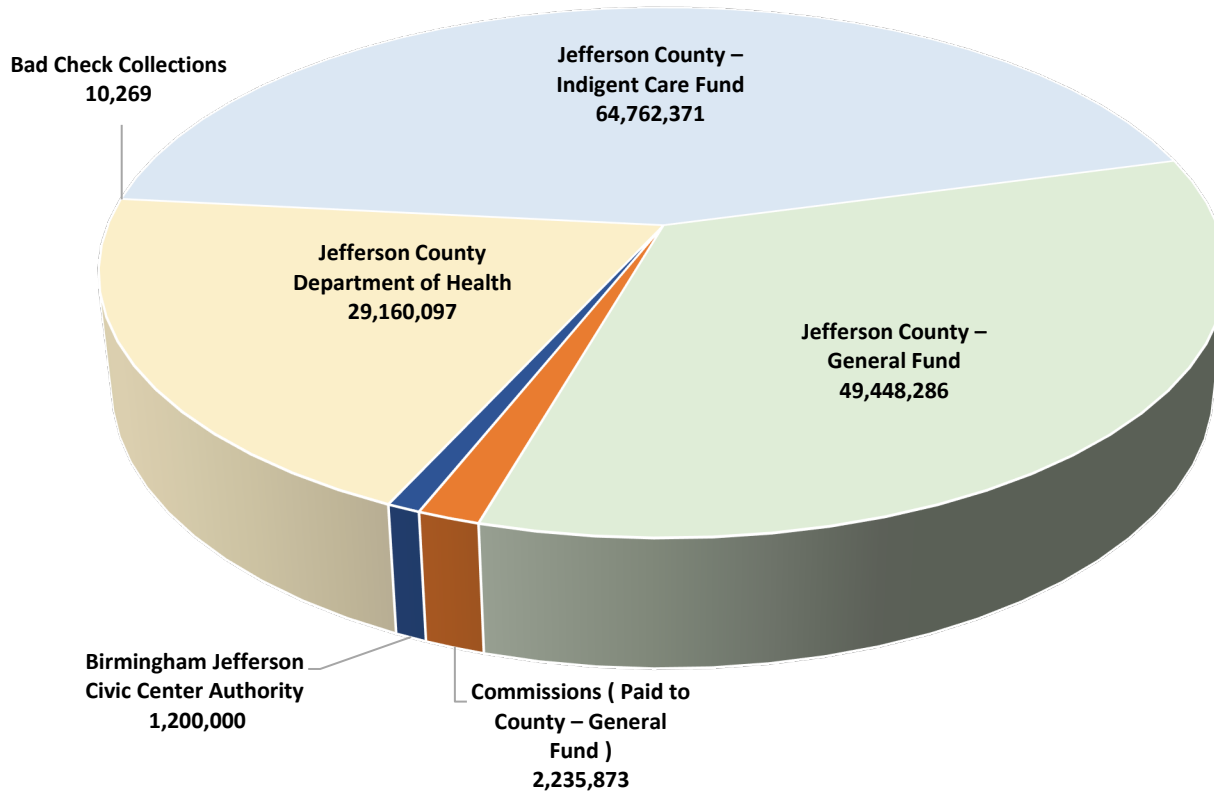
Jefferson County – Indigent Care Fund	\$ 64,762,371
Jefferson County – General Fund	49,448,286
Jefferson County Department of Health	29,160,097
Birmingham-Jefferson Civic Center Authority	1,200,000
Bad Checks	10,269

TOTAL PAID TO RECIPIENTS **\$ 144,581,023**

Commissions (Paid to County – General Fund) \$ 2,235,873

TOTAL DISTRIBUTIONS **\$ 146,816,896**

Sales and Use Tax Distribution
\$146,816,896



SPECIAL REVENUE SALES AND USE TAX DISTRIBUTION

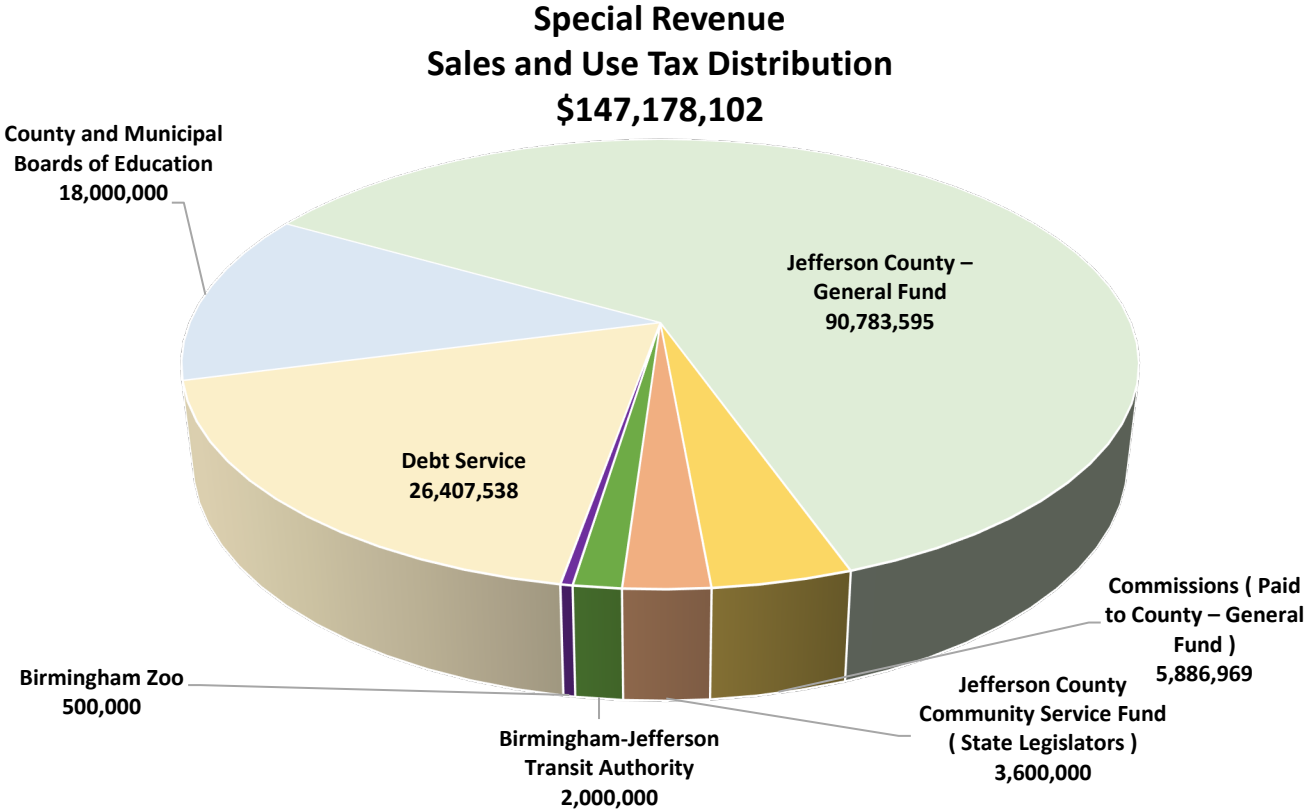
The Jefferson County Department of Revenue calculates the commission and worthless check fees for Special Revenue Sales and Use Taxes and transfers that amount to the Jefferson County Treasurer to be deposited into the County’s General Fund. The remaining collections are transferred to the Jefferson County Special Revenue Sales Tax Account which is disbursed by the Jefferson County Department of Finance in accordance with State law.

October 1, 2024 through September 30, 2025

Disbursements from Department of Finance	
Jefferson County – General Fund	\$ 90,783,595
Debt Service	26,407,538
County and Municipal Boards of Education	18,000,000
Jefferson County Community Service Fund	3,600,000
Birmingham-Jefferson Transit Authority	2,000,000
Birmingham Zoo	500,000
TOTAL PAID TO RECIPIENTS	\$ 141,291,133

Note: Does not include interest earned that was paid out of \$811,765.

Disbursements from Department of Revenue	
Commissions (Paid to County – General Fund)	5,886,969
TOTAL DISTRIBUTIONS	\$ 147,178,102



TOBACCO TAX DISTRIBUTION

October 1, 2024 through September 30, 2025

	Amount
Birmingham-Jefferson Civic Center Authority	\$ 328,624
Jefferson County	80,496
Adamsville	1,874
Argo	26
Bessemer	11,167
Birmingham	85,335
Brighton	1,003
Brookside	538
Cardiff	22
Center Point	7,041
Clay	4,417
County Line	40
Fairfield	4,292
Fultondale	4,239
Gardendale	6,886
Graysville	837
Helena	1,070
Homewood	11,336
Hoover	28,309
Hueytown	7,200
Irondale	5,793
Kimberly	1,649
Lake View	131
Leeds	4,362
Lipscomb	895
Maytown	136
Midfield	2,236
Morris	970
Mountain Brook	9,640
Mulga	336
North Johns	55
Pinson	3,097
Pleasant Grove	4,096
Sumiton	9
Sylvan Springs	709
Tarrant	2,628
Trafford	263
Trussville	10,524
Vestavia Hills	16,765
Warrior	1,384
West Jefferson	179
Total Tobacco Tax Paid to County, Municipalities & Civic Center Authority	\$ 650,609
Commissions	13,278
TOTAL TOBACCO TAX DISTRIBUTED	\$ 663,887

SUMMARY OF DISBURSEMENTS BY GROUPS

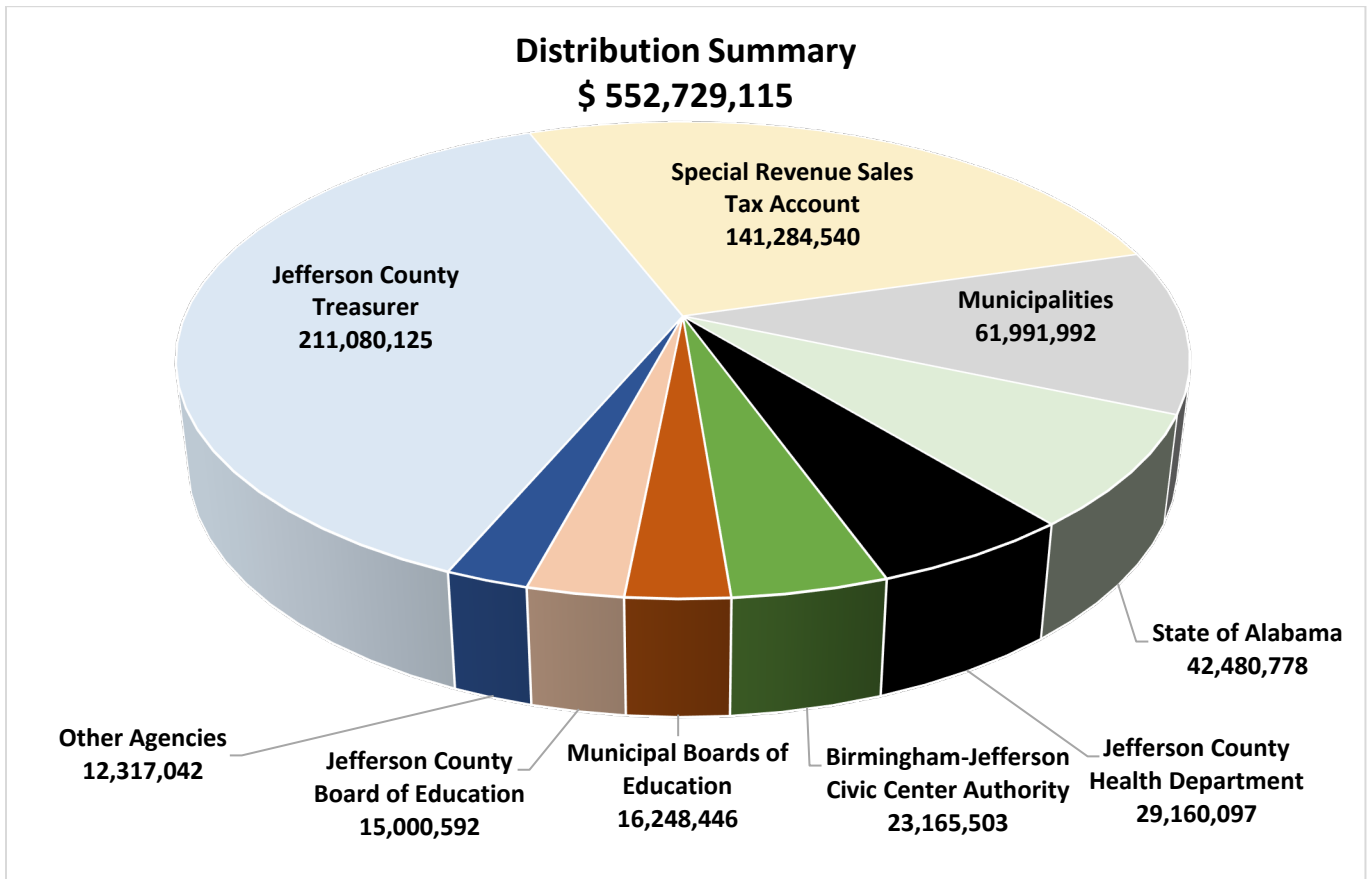
October 1, 2024 through September 30, 2025

AMOUNT PAID TO:

Jefferson County Treasurer	\$ 211,080,125
Special Revenue Sales Tax Account (see note 1)	141,284,540
Municipalities	61,991,992
State of Alabama	42,480,778
Jefferson County Health Department	29,160,097
Birmingham-Jefferson Civic Center Authority	23,165,503
Municipal Boards of Education	16,248,446
Jefferson County Board of Education	15,000,592
Other Agencies (see note 2)	12,317,042
Grand Total of Disbursement	\$ 552,729,115

Note 1: Section 9 of Jefferson County Ordinance No. 735 dated August 13, 2015, requires the Revenue Director to sequester Special Revenue Sales and Use Tax collections in a special account. The Jefferson County Department of Finance makes final distribution of these taxes as provided by law.

Note 2: Other agencies are Birmingham-Jefferson County Transit Authority, Citizenship Trust/State Veterans Living Agency, Greater Birmingham Convention and Visitors Bureau, various Fire Districts within Jefferson County, Juvenile Health Care Board, various school districts outside of Jefferson County and Tenth Judicial Circuit-District Attorney's Office.



DETAILED DISBURSEMENTS TO STATE OF ALABAMA

October 1, 2024 through September 30, 2025

AD-VALOREM TAX

2.5 mills	General Fund (see Note 1, Page 35)	\$ 3,504,894.05
1.0 mills	Soldier Fund	1,363,681.27
3.0 mills	School Fund	4,091,043.90
Total Ad Valorem Tax		<u>\$ 8,959,619.22</u>

Note 1: Includes Credit Voucher Fees of: \$26,096.00

AUTOMOBILE LICENSES

Disabled Veteran Tags		\$ 18,354.40
State (72%)		6,484,335.13
State (7%)		1,132,370.84
Auto State Expense (5%)		527,997.87
Additional Tag Money		7,898,183.67
University Tags		1,226,617.28
Temporary Tags		204.63
Personalized Tags		441,501.10
Prestige Tags		2,969,959.38
Citations		0.74
Manufacturing Cost - Tags		80,869.10
Electric Car Tax		896,628.19
Total Automobile Licenses		<u>\$ 21,677,022.33</u>

DRIVER LICENSES

Duplicate and ID's		\$ 61,514.50
Driver Licenses		605,125.25
Commercial Driver Licenses		20,694.75
Exam Fees		1,835.00
Total Driver Licenses		<u>\$ 689,169.50</u>

MANUFACTURED HOMES

Manufactured Home Fees		\$ 12,433.57
Total Manufactured Homes		<u>\$ 12,433.57</u>

STATE PRIVILEGE LICENSES

State Privilege Licenses		\$ 785,228.25
Forestry Licenses		1,755.53
Dentist Licenses		873.53
Doctor Licenses		48,643.87
Chiropractor Licenses		706.32
Examiner / Collector Licenses		886.81
Citations		859.50
Total State Privilege Licenses		<u>\$ 838,953.81</u>

DETAILED DISBURSEMENTS TO STATE OF ALABAMA

October 1, 2024 through September 30, 2025

ASSOCIATIONS

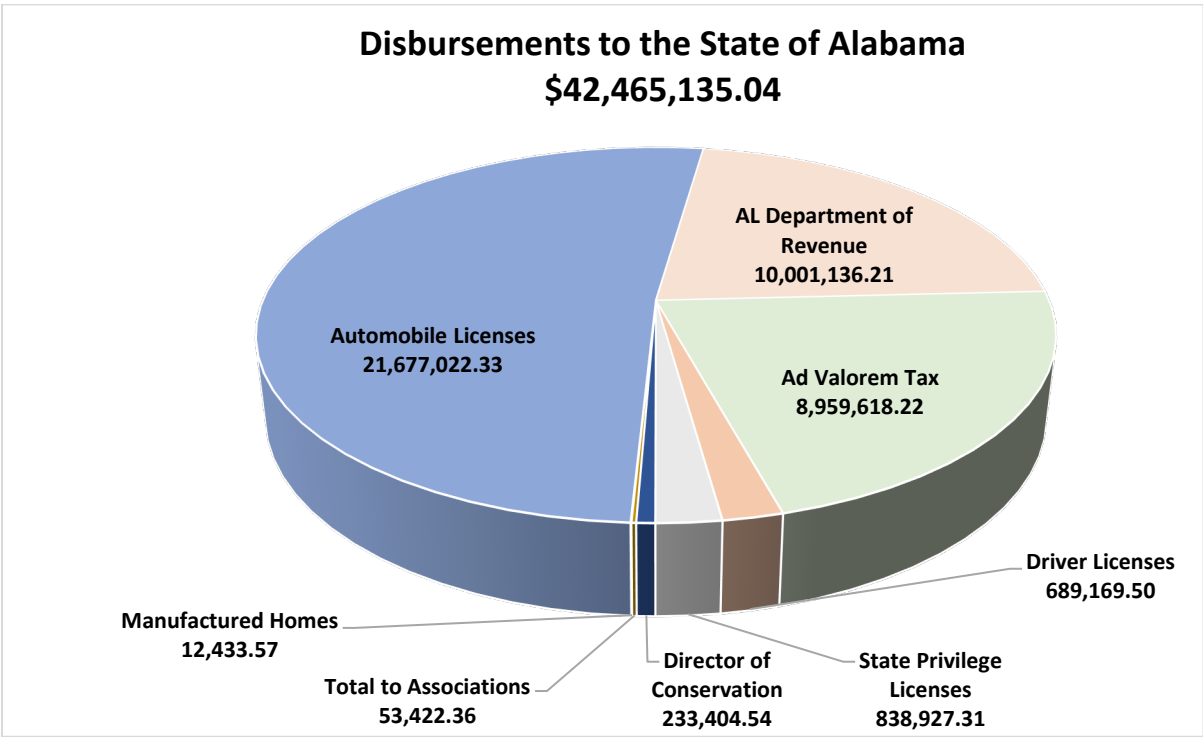
Dental	\$ 2,620.61
Medical	32,429.23
Chiropractor	2,119.03
Accountancy	16,253.49
Total to Associations	<u>\$ 53,422.36</u>

STATE DEPARTMENT OF REVENUE

Store Licenses	\$ 234,950.29
Citations	14.00
Title Fees	793,070.00
Special Common Carrier License - 7.5% General	1,056.89
Special Common Carrier License - 56.5% Education Trust	4,586.06
State Sales & Use Tax - Auto	6,551,332.17
State Sales & Use Tax - Boat	187,013.31
MLI Reinstatement	2,229,086.99
Total to State Department of Revenue	<u>\$ 10,001,109.71</u>

DIRECTOR OF CONSERVATION

Hunting, Fishing & Boat Licenses	\$ 233,404.54
TOTAL TO STATE OF ALABAMA	<u>\$ 42,465,135.04</u>



DETAILED DISBURSEMENTS TO JEFFERSON COUNTY TREASURER

October 1, 2024 through September 30, 2025

Additional Excise Tax	\$	38,476.60
------------------------------	----	------------------

Ad Valorem Tax

Total Assessed Value of all taxable vehicles
registered in Jefferson County as of FY 2025 \$1,479,347,280

Courthouse and Satellite offices

5.6 mills	General Fund	\$	7,794,480.87
2.1 mills	Road Fund		1,650,369.03
2.9 mills	Bridge & Public Building Fund		3,954,777.20
2.2 mills	Bridge & Public Building Fund		3,000,175.65
0.7 mills	Sanitary Fund		954,601.10

Total from Courthouse and Satellite offices	\$	<u>17,354,403.85</u>
--	-----------	-----------------------------

Municipalities

5.6 mills	General Fund	\$	446,136.70
2.1 mills	Road Fund		167,301.25
2.9 mills	Bridge & Public Building Fund		231,035.05
2.2 mills	Bridge & Public Building Fund		175,267.97
0.7 mills	Sanitary Fund		55,767.08

Total from Municipalities	\$	<u>1,075,508.05</u>
----------------------------------	-----------	----------------------------

Auto Licenses from State (7%)	\$	741,271.12
--	-----------	-------------------

Beer Tax	\$	887,007.64
-----------------	-----------	-------------------

Citations

Automobile Licenses	\$	1.48
Manufactured Home Fees		10,956.24
Municipal Real Estate Licenses		0.00
State Privilege & Store Licenses		51.00

Total Citations	\$	<u>11,008.72</u>
------------------------	-----------	-------------------------

DETAILED DISBURSEMENTS TO JEFFERSON COUNTY TREASURER

October 1, 2024 through September 30, 2025

Commissions

Ad Valorem Tax	\$ 3,466,843.36
Alcoholic Beverage Tax	171,299.04
Automobile Licenses	388,078.82
Beer Tax	48,272.64
County Gasoline Tax	98,245.00
Education Sales & Use Tax	0.00
Electric Car Tax	23,372.95
Lodgings Tax	105,773.36
MLI Reinstatement	196,684.15
Municipal Sales & Use Tax - Auto	266,583.47
Municipal Sales & Use Tax - Boat	8,460.39
Sales & Use Tax	2,235,872.96
Special Revenue Sales & Use Tax	5,886,969.09
State Privilege & Store Licenses	100,141.88
State Sales & Use Tax - Auto	349,793.60
State Sales & Use Tax - Boat	10,091.80
Tobacco Tax	13,277.77

Total Commissions **\$ 13,369,760.28**

Fees

Automobile License Issuance Fees	\$ 962,797.35
Automobile Mail Fees	387,751.90
Automobile Transfer	24,894.00
Boat License Fees	16,516.45
Boat License Mail Fees	372.00
Credit Voucher Fees	26,096.00
Dealer Issuance Fees	0.00
Driver License Fees	17,224.40
Driver License Fund	18,876.60
Hunting & Fishing License Fees	799.77
Jefferson County Business License (JCBL) - Fees	71,287.75
Manufactured Home Fees	9,103.79
Miscellaneous Fees and Listings	313,140.97
Municipal Real Estate Fees	1,267.25
State Privilege & Store License Fees and Interest	51,989.14
State Privilege & Store License Mail Fees	2,856.28
Temporary Tags	136.40

Total Fees **\$ 1,905,110.05**

DETAILED DISBURSEMENTS TO JEFFERSON COUNTY TREASURER

October 1, 2024 through September 30, 2025

Gas Tax

County Gasoline Tax	\$ 495,625.67
State Gasoline Tax .04	1,265,840.66
State Gasoline Tax .05	623,837.30
State Gasoline Tax .07	2,546,189.52
State Gasoline Tax .10	7,860,744.86

Total Gas Tax **\$ 12,792,238.01**

Indigent Care Fund

Alcoholic Beverage Tax	\$ 8,393,653.51
Sales & Use Tax	64,762,370.87

Total Indigent Care Fund **\$ 73,156,024.38**

Licenses

Additional Auto Licenses from State	\$ 1,382,864.04
Automobile Licenses	337,424.05
County Ordinance	676.93
International Registration Plan (IRP) Licenses from State	288,698.03
Jefferson County Business Licenses (JCBL)	10,181,588.01
Manufactured Home	15,621.79
Special Common Carrier Licenses	3,174.19
State Privilege & Store Licenses	776,335.32

Total Licenses **\$ 12,986,382.36**

Miscellaneous

Mandatory Liability Insurance (MLI) Reinstatement - General Fund	\$ 196,684.15
Replacement Tags	8,577.25
Title Fees	156,445.78

Total Miscellaneous **\$ 361,707.18**

Penalties

Automobile Transfer	\$ 46,332.48
Bad Checks Fees	19,338.85
Beer Tax	9,747.41
County Gasoline Tax	11,501.21
Municipal Real Estate Tax	508.00
State Privilege & Store Licenses	89,308.09

Total Penalties **\$ 176,736.04**

Petroleum Inspection Fees **\$ 119,380.17**

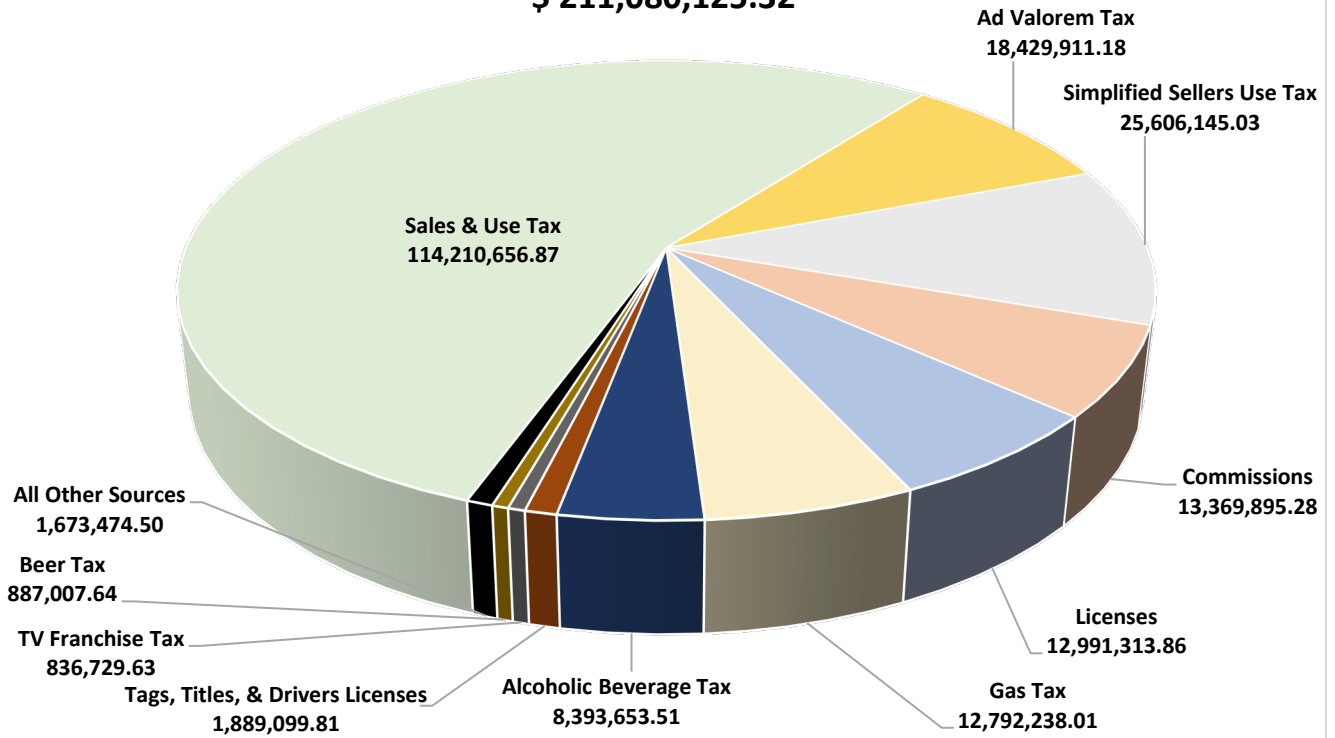
DETAILED DISBURSEMENTS TO JEFFERSON COUNTY TREASURER

October 1, 2024 through September 30, 2025

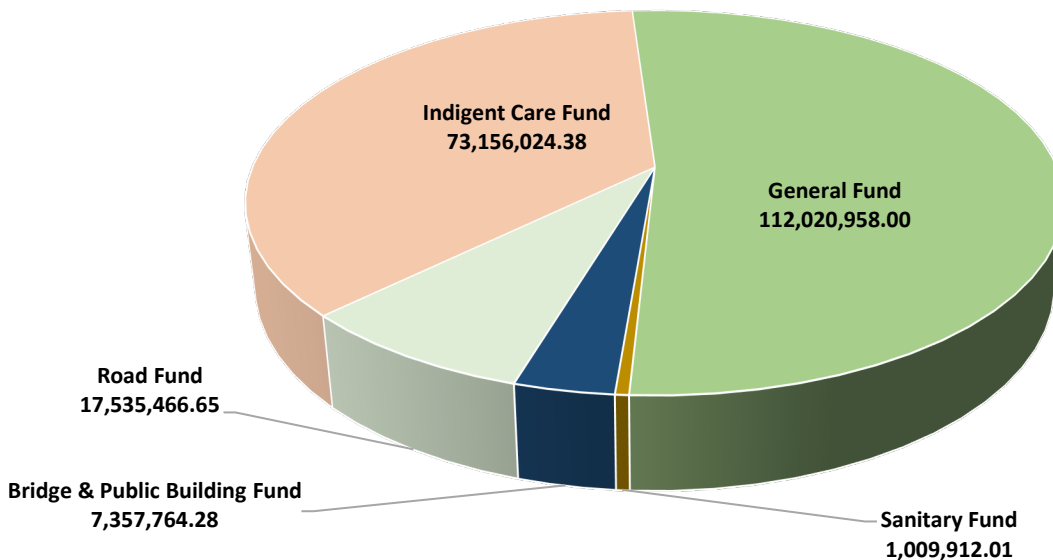
Rideshare Tax	\$ 26,188.29
Sales & Use Tax	\$ 49,448,286.00
Simplified Sellers Use Tax	\$ 25,606,145.03
Tobacco Tax	\$ 80,496.31
Tobacco Tax Discount Reimbursement	\$ 75,495.00
TV Franchise Tax	\$ 836,729.63
Wine Tax	\$ 31,770.61
TOTAL PAID TO JEFFERSON COUNTY TREASURER	<u>\$ 211,080,125.32</u>

DETAILED DISBURSEMENTS TO JEFFERSON COUNTY TREASURER

Disbursements to the Jefferson County Treasurer by Source
\$ 211,080,125.32

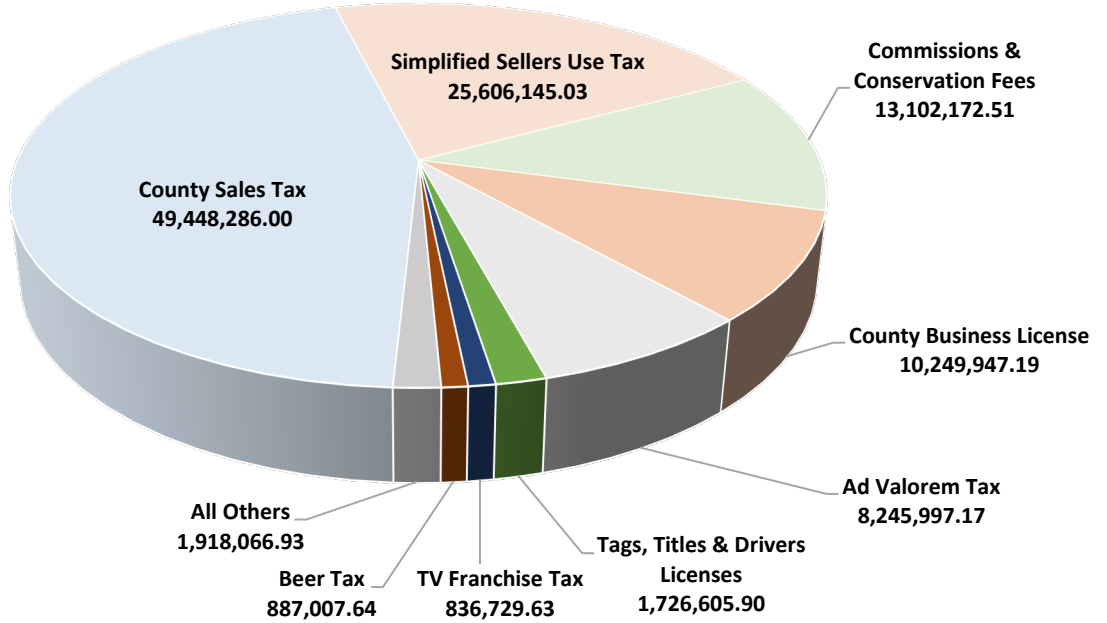


Disbursements to the Jefferson County Treasurer by Fund
\$ 211,080,125.32

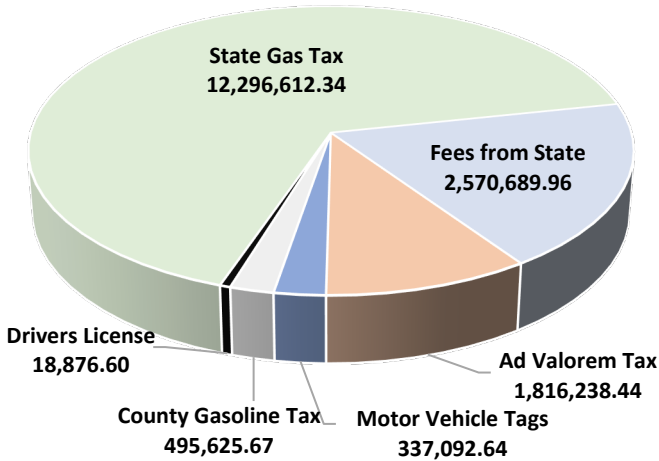


JEFFERSON COUNTY FUNDS BY REVENUE SOURCE

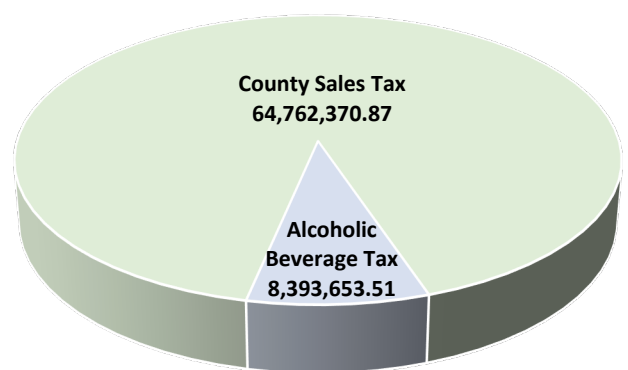
Source of Revenue Distributed to the County's General Fund
\$ 112,020,958.00



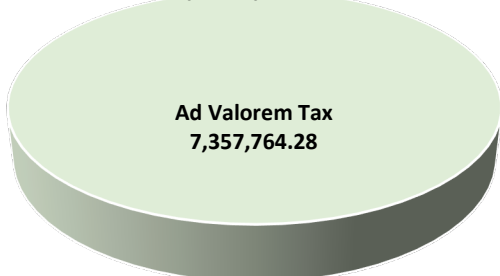
Road Fund Distributions by Revenue Source
\$ 17,535,135.65



Indigent Care Fund Distributions by Revenue Source
\$ 73,156,024.38



Bridge and Public Building Fund Distributions by Revenue Source
\$ 7,357,764.28



Sanitary Fund Distributions by Revenue Source
\$ 1,009,912.01

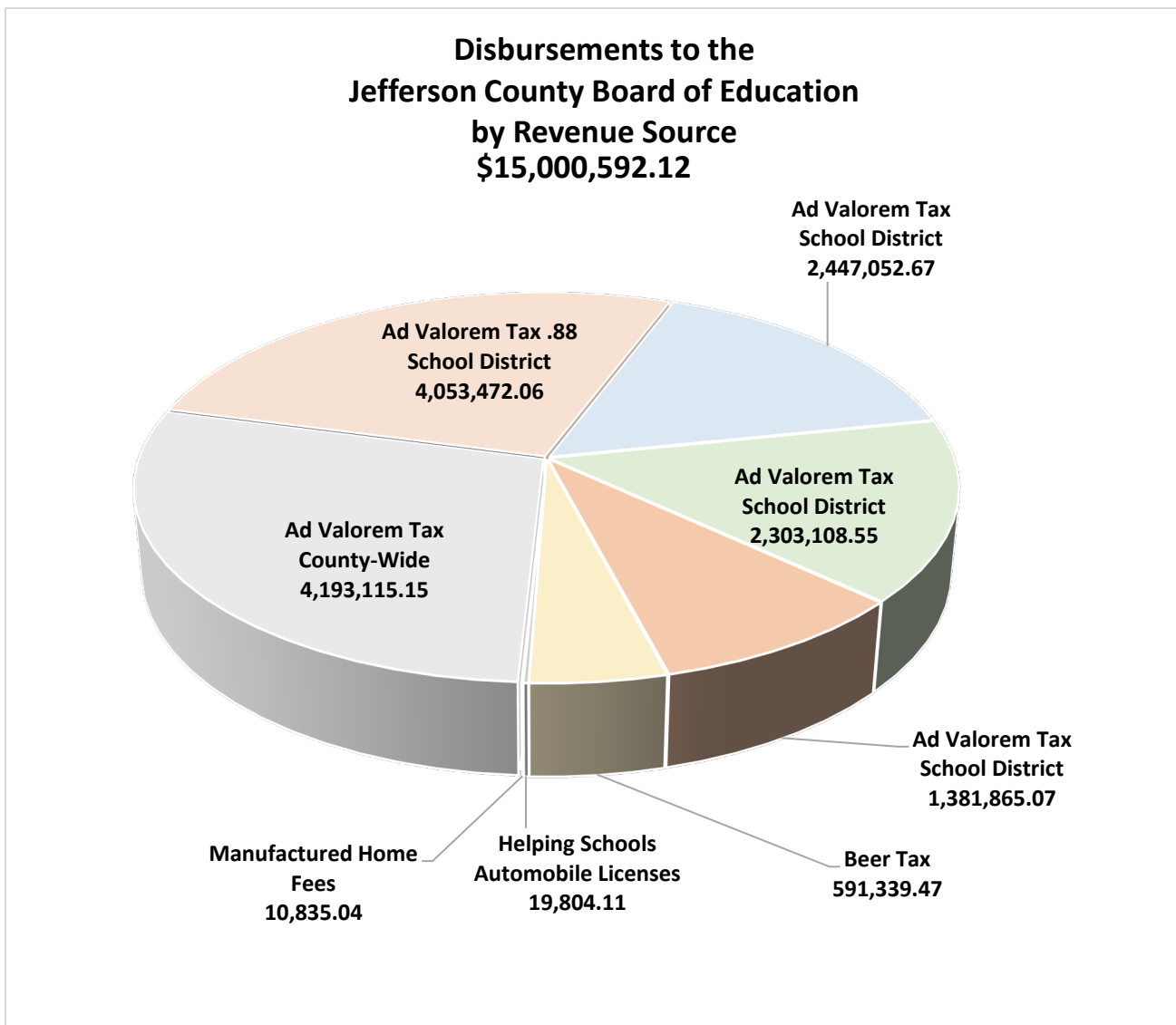


DISBURSEMENTS TO THE JEFFERSON COUNTY BOARD OF EDUCATION

October 1, 2024 through September 30, 2025

SOURCE OF REVENUE

Ad Valorem Tax 8.2 County-Wide	\$ 4,193,115.15
Ad Valorem Tax .88 School District	4,053,472.06
Ad Valorem Tax .51 School District	2,447,052.67
Ad Valorem Tax .50 School DistrictD	2,303,108.55
Ad Valorem Tax .30 School District	1,381,865.07
Beer Tax	591,339.47
Helping Schools Automobile Licenses	19,804.11
Manufactured Home Fees	10,835.04
TOTAL PAID TO JEFFERSON COUNTY SCHOOL TREASURER	\$ 15,000,592.12



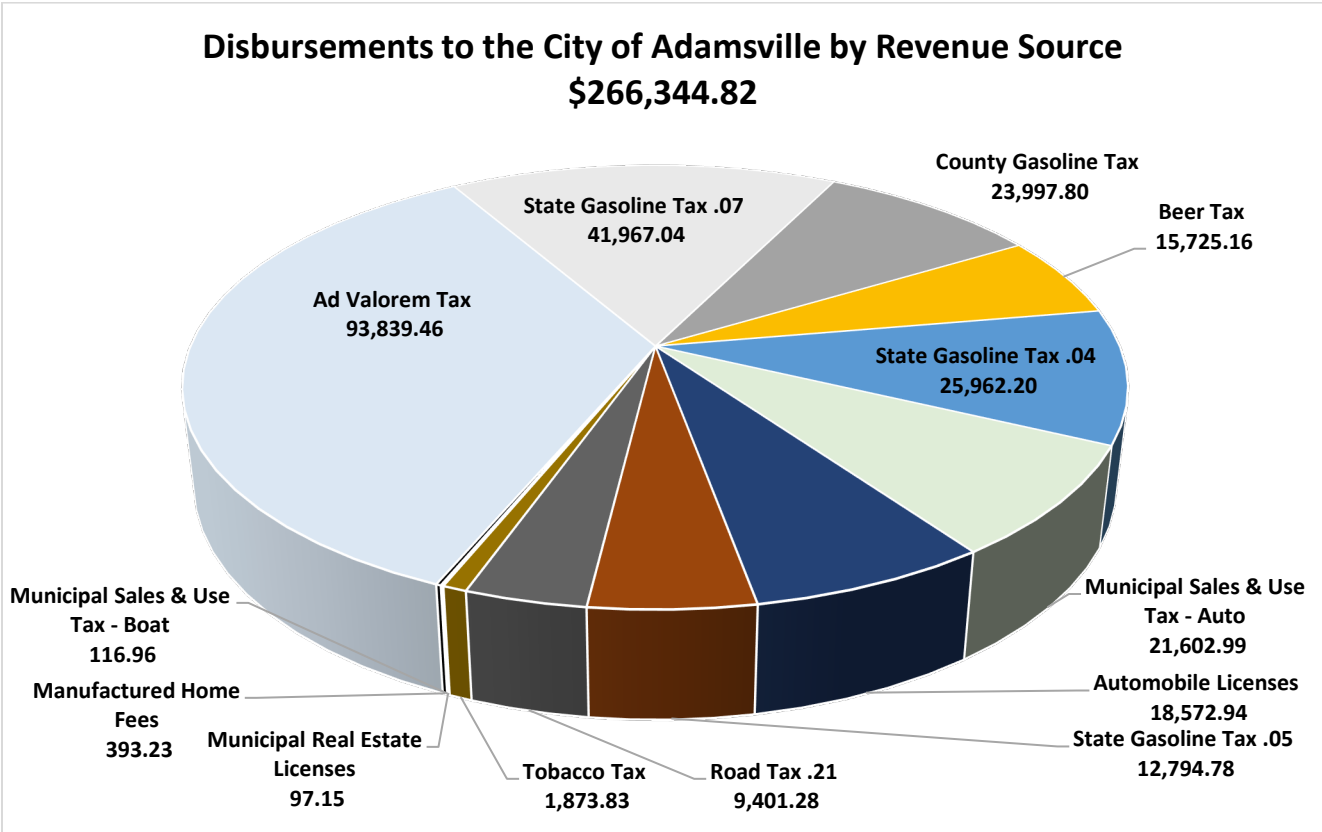
DISBURSEMENTS TO THE CITY OF ADAMSVILLE

October 1, 2024 through September 30, 2025

<i>Number of Vehicle Registrations</i>	5,889
<i>Total Assessed Value of all taxable vehicles registered in the City</i>	\$ 9,627,620

SOURCE OF REVENUE

Ad Valorem Tax	\$	93,839.46
State Gasoline Tax .07		41,967.04
County Gasoline Tax		23,997.80
Beer Tax		15,725.16
State Gasoline Tax .04		25,962.20
Municipal Sales & Use Tax - Auto		21,602.99
Automobile Licenses		18,572.94
State Gasoline Tax .05		12,794.78
Road Tax .21		9,401.28
Tobacco Tax		1,873.83
Municipal Sales & Use Tax - Boat		116.96
Municipal Real Estate Licenses		97.15
Manufactured Home Fees		393.23
TOTAL PAID TO THE CITY OF ADAMSVILLE	\$	266,344.82



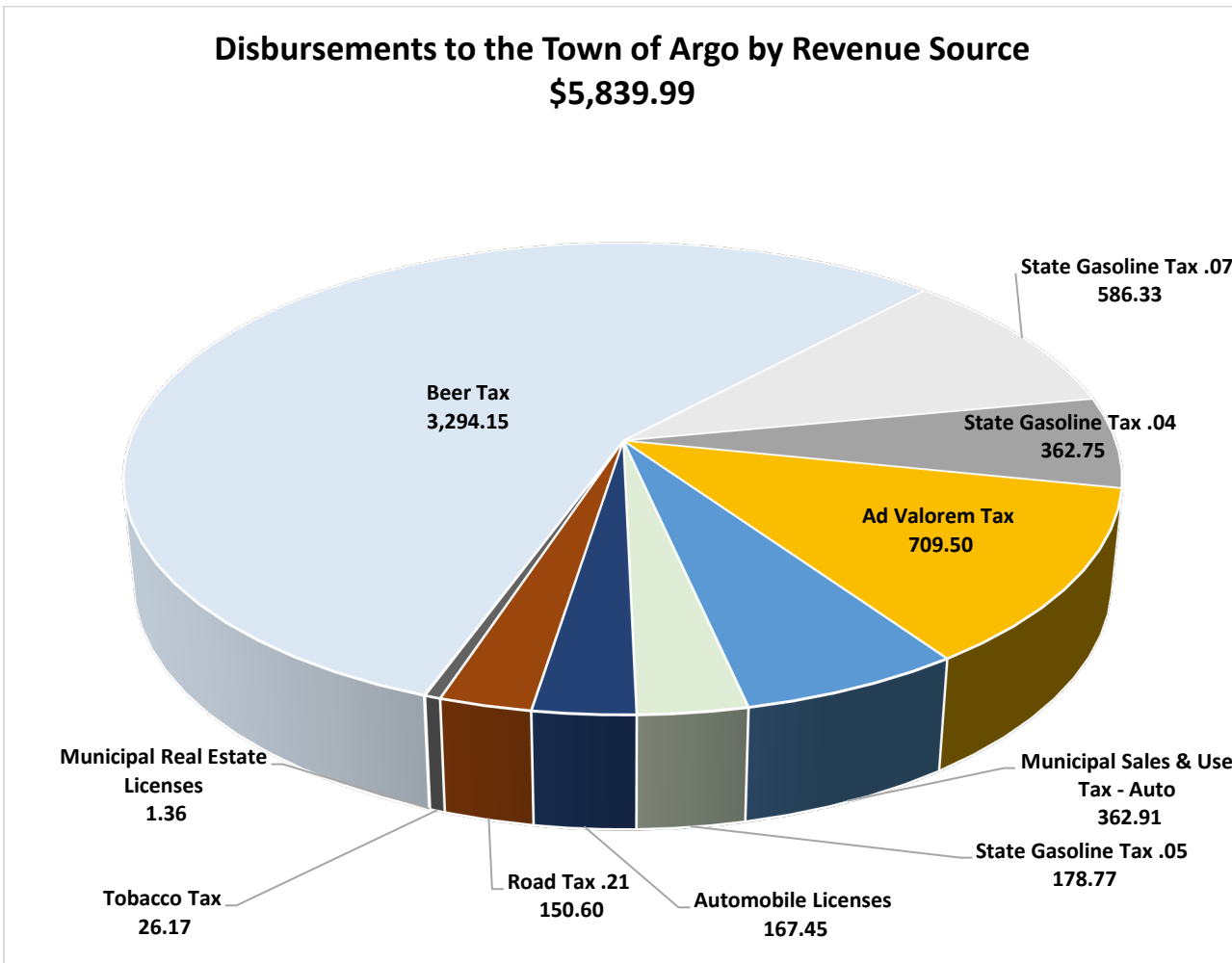
DISBURSEMENTS TO THE TOWN OF ARGO

October 1, 2024 through September 30, 2025

	Number of Vehicle Registrations	99
Total Assessed Value of all taxable vehicles registered in the Town	\$	146,700

SOURCE OF REVENUE

Beer Tax	\$	3,294.15
State Gasoline Tax .07		586.33
State Gasoline Tax .04		362.75
Ad Valorem Tax		709.50
Municipal Sales & Use Tax - Auto		362.91
State Gasoline Tax .05		178.77
Automobile Licenses		167.45
Road Tax .21		150.60
Tobacco Tax		26.17
Municipal Real Estate Licenses		1.36
TOTAL PAID TO THE TOWN OF ARGO	\$	5,839.99



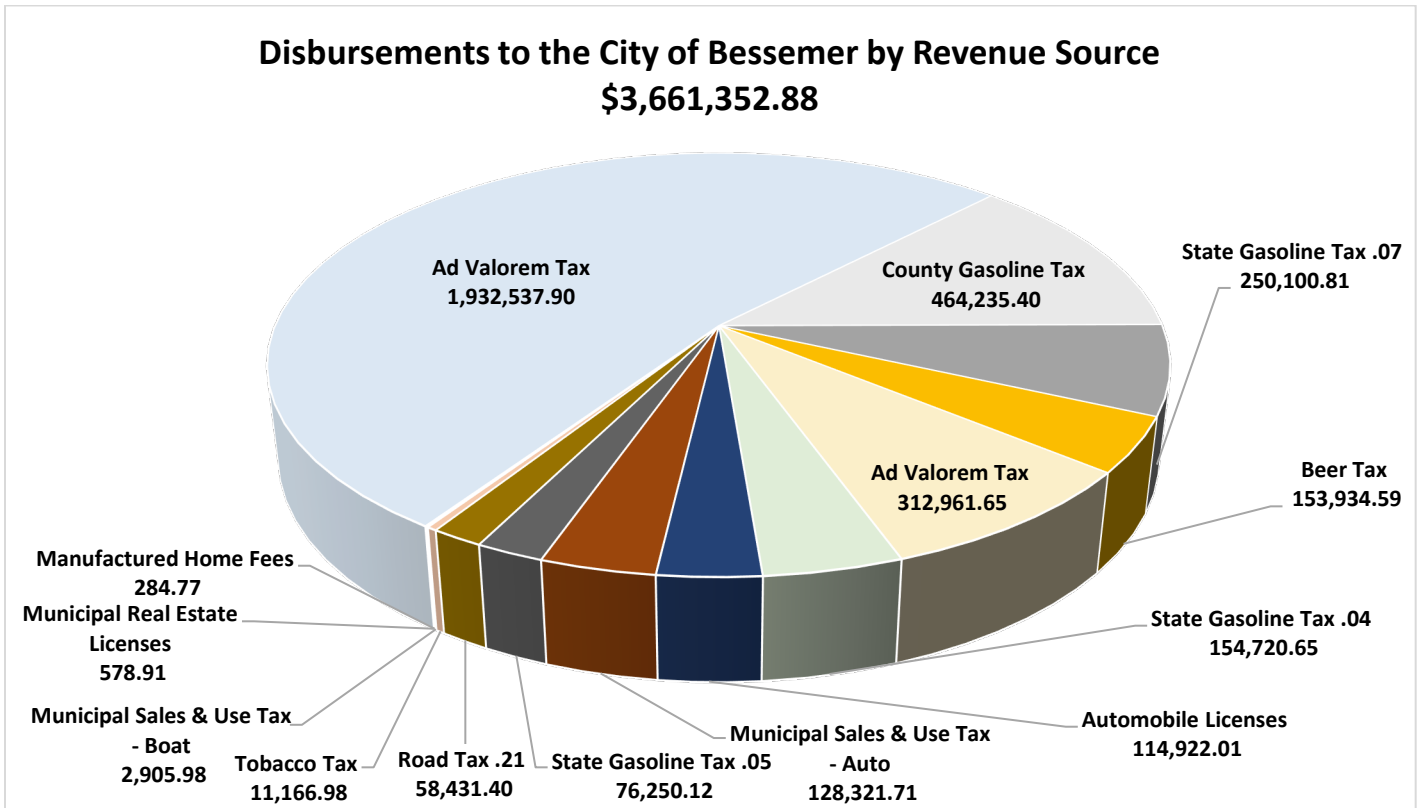
DISBURSEMENTS TO THE CITY OF BESSEMER

October 1, 2024 through September 30, 2025

Number of Vehicle Registrations	36,316
Total Assessed Value of all taxable vehicles registered in the City	\$ 59,750,940

SOURCE OF REVENUE

Ad Valorem Tax 3.51 General Fund	\$	1,932,537.90
County Gasoline Tax		464,235.40
State Gasoline Tax .07		250,100.81
Ad-Valorem Tax .54 School Fund		312,961.65
Beer Tax		153,934.59
State Gasoline Tax .04		154,720.65
Municipal Sales & Use Tax - Auto		128,321.71
Automobile Licenses		114,922.01
State Gasoline Tax .05		76,250.12
Road Tax .21		58,431.40
Tobacco Tax		11,166.98
Municipal Sales & Use Tax - Boat		2,905.98
Municipal Real Estate Licenses		578.91
Manufactured Home Fees		284.77
TOTAL PAID TO THE CITY OF BESSEMER	\$	3,661,352.88



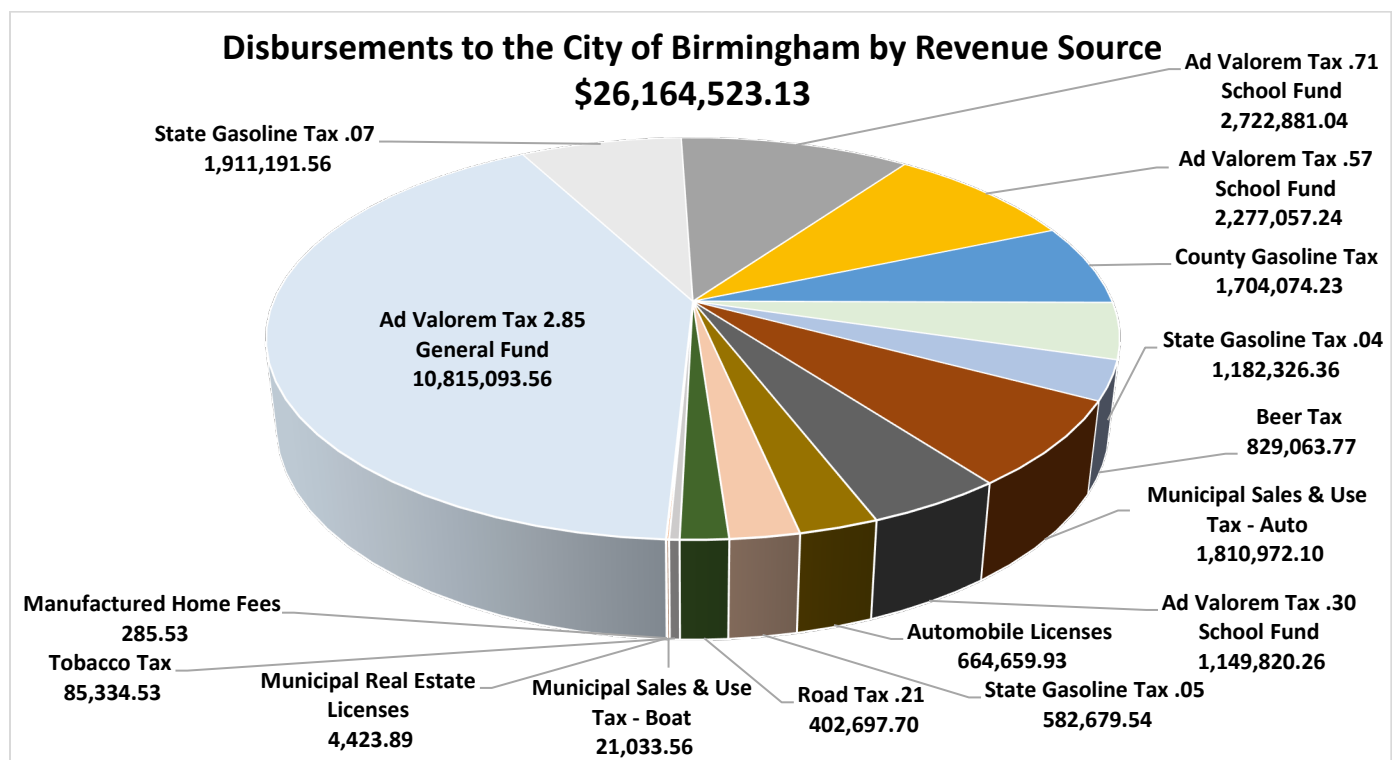
DISBURSEMENTS TO THE CITY OF BIRMINGHAM

October 1, 2024 through September 30, 2025

	Number of Vehicle Registrations	209,087
	<i>Total Assessed Value of all taxable vehicles registered in the City</i>	\$ 420,138,260

SOURCE OF REVENUE

Ad Valorem Tax 2.85 General Fund	\$ 10,815,093.56
Ad Valorem Tax .71 School Fund	2,722,881.04
State Gasoline Tax .07	1,911,191.56
Ad Valorem Tax .57 School Fund	2,277,985.57
Municipal Sales & Use Tax - Auto	1,810,972.10
County Gasoline Tax	1,704,074.23
State Gasoline Tax .04	1,182,326.36
Beer Tax	829,063.77
Ad Valorem Tax .30 School Fund	1,149,820.26
Automobile Licenses	664,659.93
State Gasoline Tax .05	582,679.54
Road Tax .21	402,697.70
Tobacco Tax	85,334.53
Municipal Sales & Use Tax - Boat	21,033.56
Municipal Real Estate Licenses	4,423.89
Manufactured Home Fees	285.53
TOTAL PAID TO THE CITY OF BIRMINGHAM	\$ 26,164,523.13



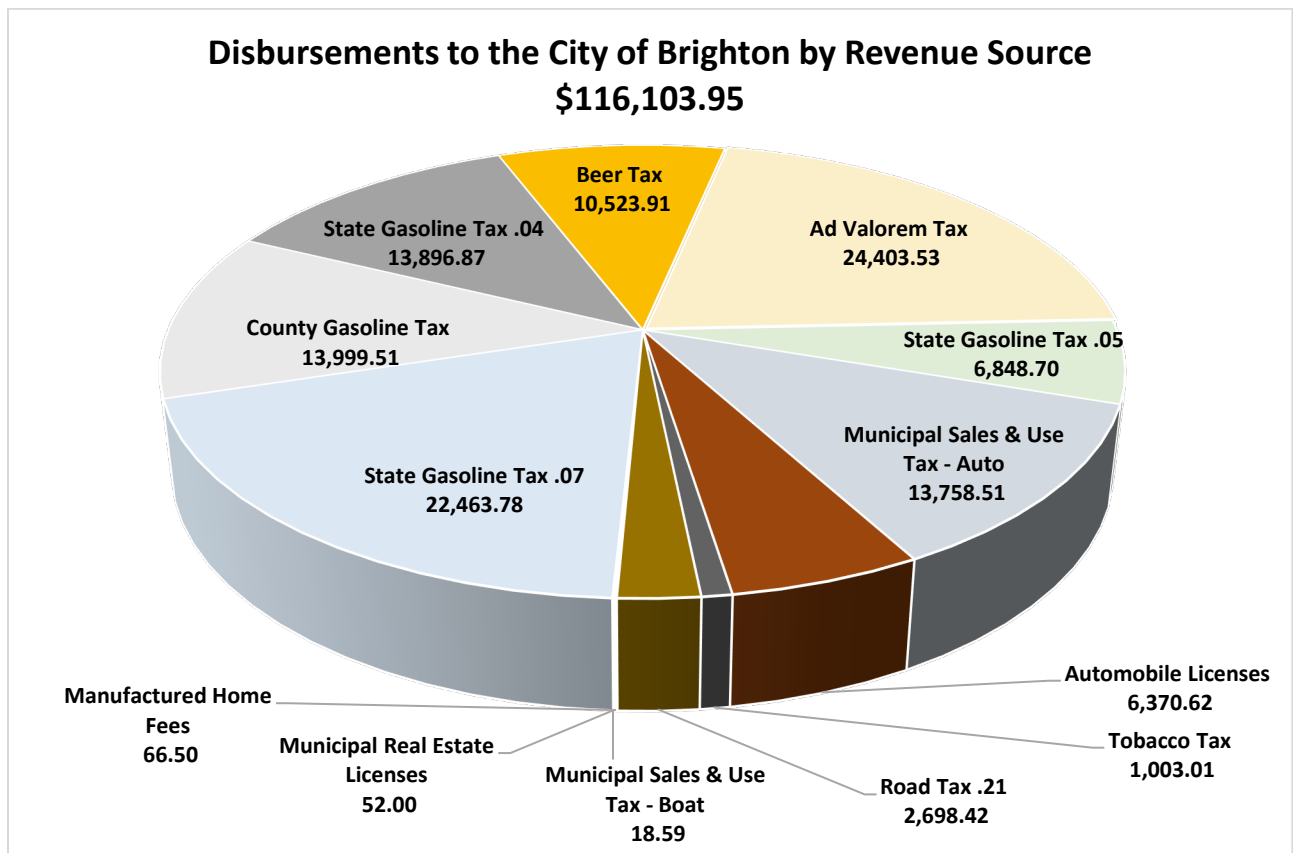
DISBURSEMENTS TO THE CITY OF BRIGHTON

October 1, 2024 through September 30, 2025

	<i>Number of Vehicle Registrations</i>	2,436
Total Assessed Value of all taxable vehicles registered in the City	\$	2,732,460

SOURCE OF REVENUE

State Gasoline Tax .07	\$	22,463.78
County Gasoline Tax		13,999.51
State Gasoline Tax .04		13,896.87
Beer Tax		10,523.91
Ad Valorem Tax		24,403.53
State Gasoline Tax .05		6,848.70
Municipal Sales & Use Tax - Auto		13,758.51
Automobile Licenses		6,370.62
Tobacco Tax		1,003.01
Road Tax .21		2,698.42
Municipal Real Estate Licenses		52.00
Manufactured Home Fees		66.50
Municipal Sales & Use Tax - Boat		18.59
TOTAL PAID TO THE CITY OF BRIGHTON	\$	116,103.95



DISBURSEMENTS TO THE TOWN OF BROOKSIDE

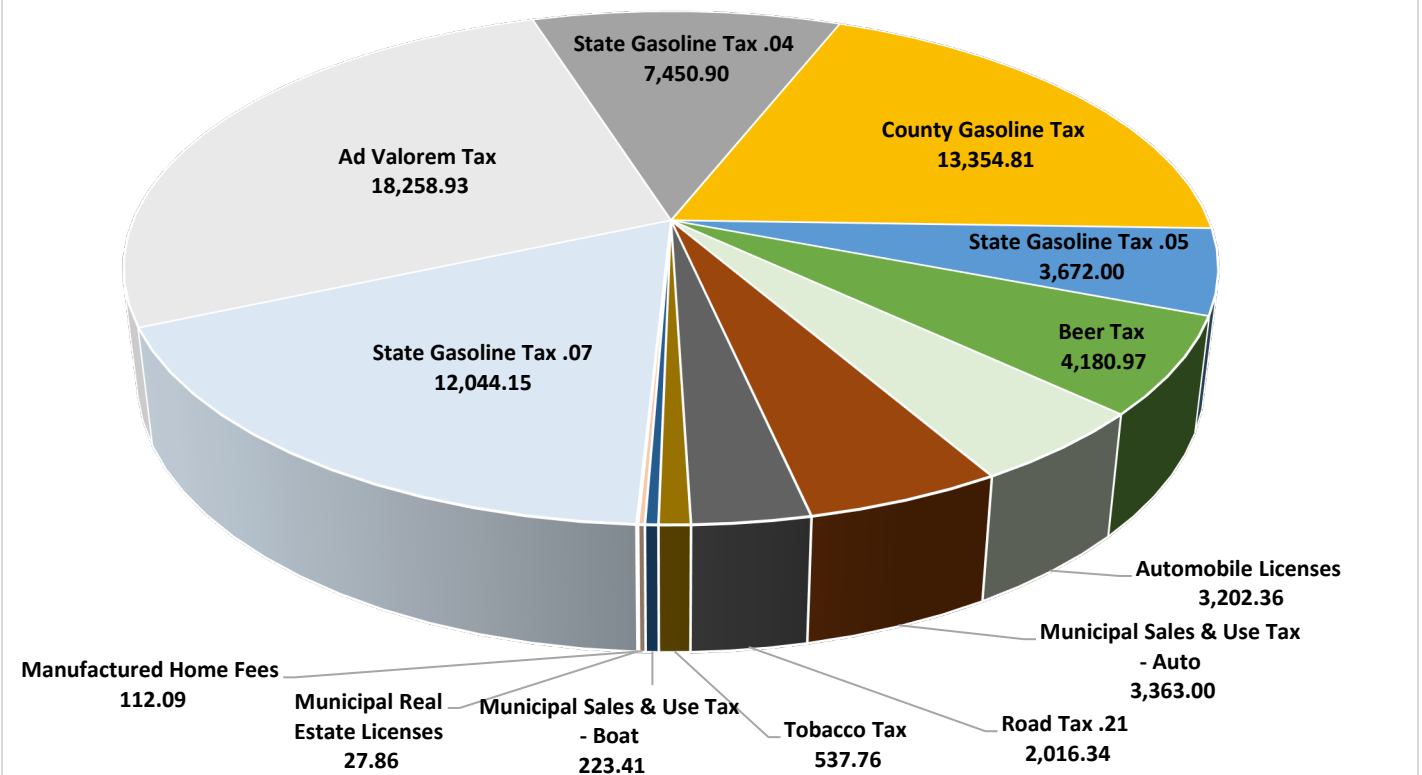
October 1, 2024 through September 30, 2025

Number of Vehicle Registrations	1,242
<i>Total Assessed Value of all taxable vehicles registered in the Town</i> \$	<i>2,071,560</i>

SOURCE OF REVENUE

State Gasoline Tax .07	\$ 12,044.15
Ad Valorem Tax	18,258.93
State Gasoline Tax .04	7,450.90
State Gasoline Tax .05	3,672.00
County Gasoline Tax	13,354.81
Beer Tax	4,180.97
Automobile Licenses	3,202.36
Municipal Sales & Use Tax - Auto	3,363.00
Road Tax .21	2,016.34
Tobacco Tax	537.76
Manufactured Home Fees	112.09
Municipal Real Estate Licenses	27.86
Municipal Sales & Use Tax - Boat	223.41
TOTAL PAID TO THE TOWN OF BROOKSIDE	\$ 68,444.58

Disbursements to the Town of Brookside by Revenue Source
\$ 68,444.58



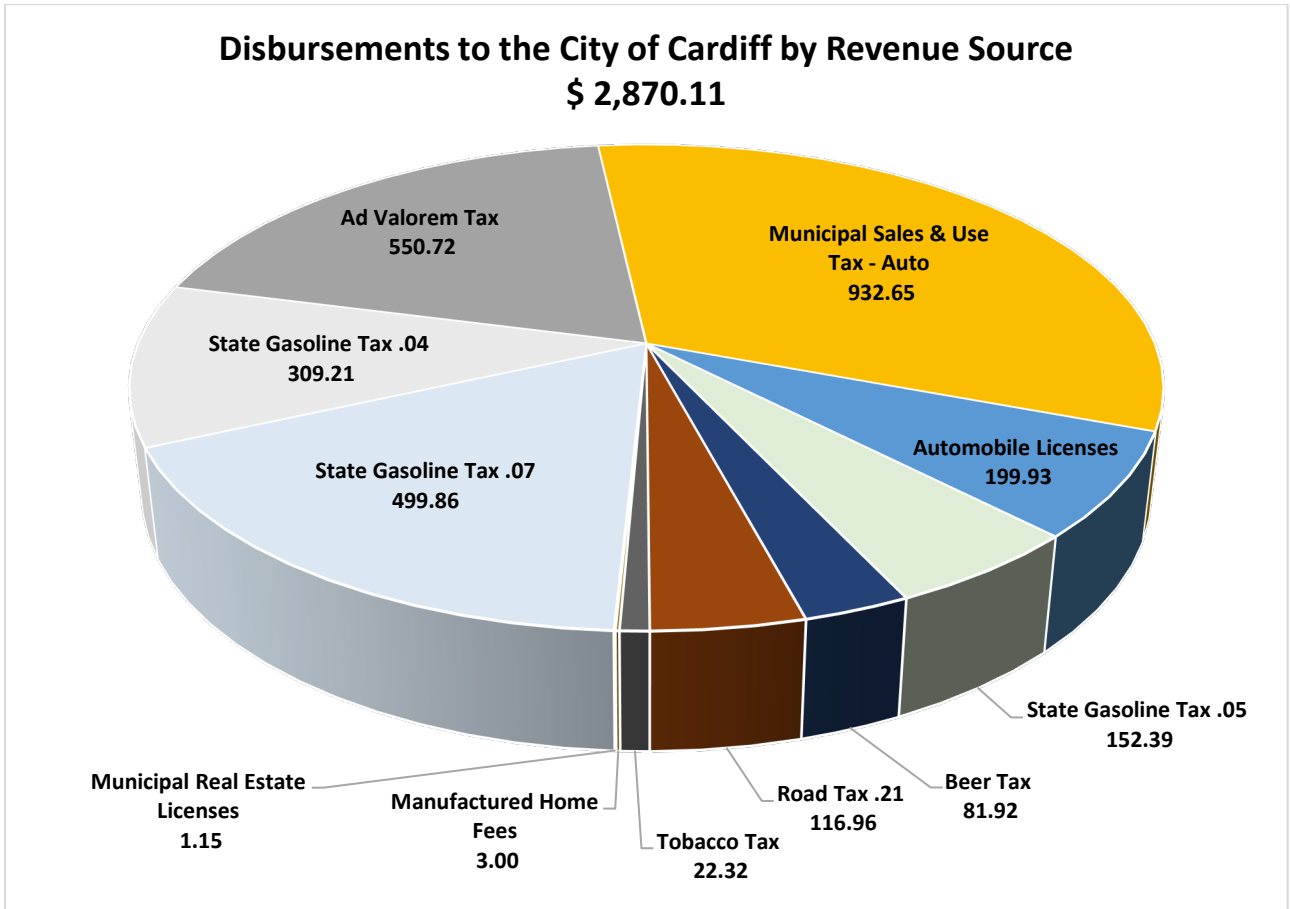
DISBURSEMENTS TO THE TOWN OF CARDIFF

October 1, 2024 through September 30, 2025

	Number of Vehicle Registrations	104
<i>Total Assessed Value of all taxable vehicles registered in the Town</i>	\$	121,580

SOURCE OF REVENUE

State Gasoline Tax .07	\$	499.86
Ad Valorem Tax		550.72
State Gasoline Tax .04		309.21
Automobile Licenses		199.93
State Gasoline Tax .05		152.39
Beer Tax		81.92
Road Tax .21		116.96
Municipal Sales & Use Tax - Auto		932.65
Tobacco Tax		22.32
Manufactured Home Fees		3.00
Municipal Real Estate Licenses		1.15
TOTAL PAID TO THE TOWN OF CARDIFF	\$	2,870.11



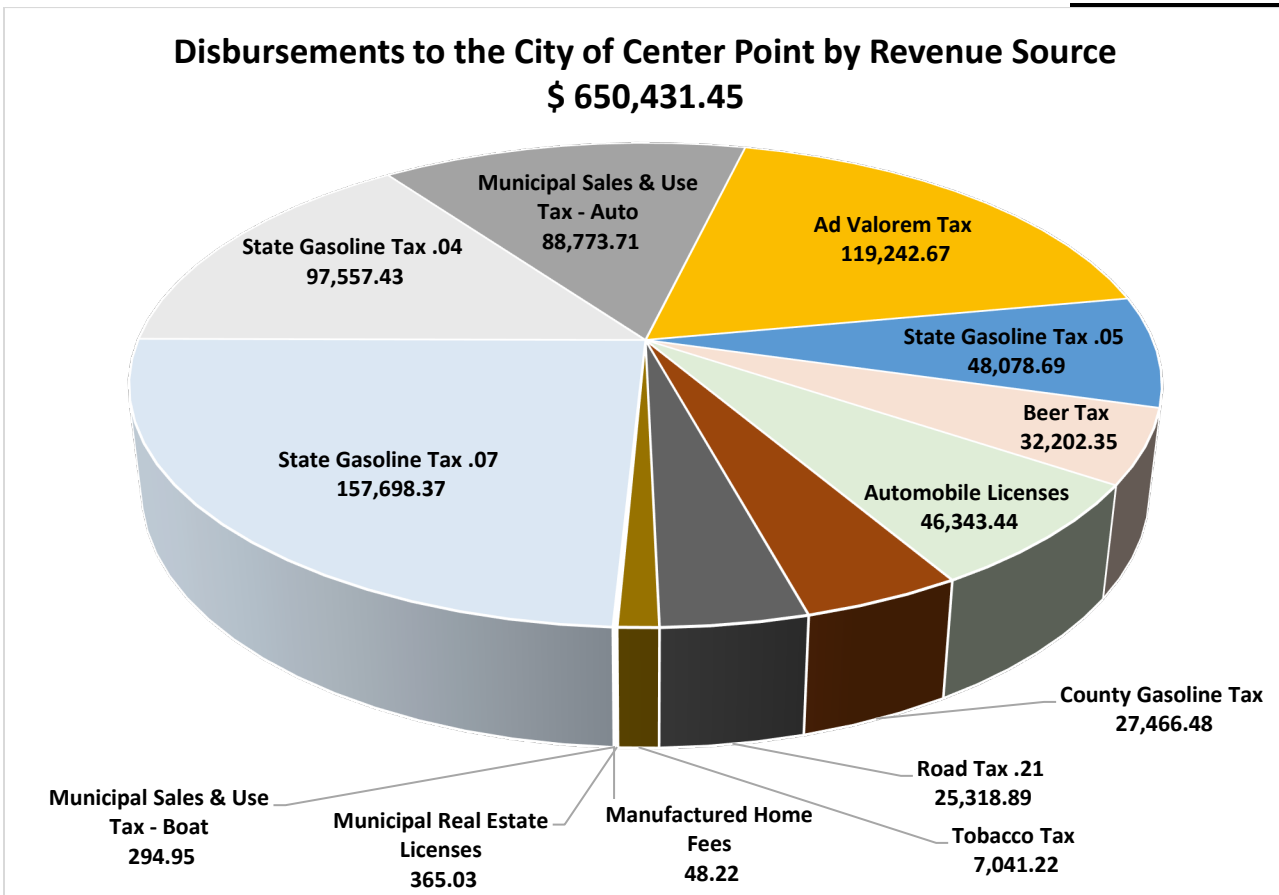
DISBURSEMENTS TO THE CITY OF CENTER POINT

October 1, 2024 through September 30, 2025

	Number of Vehicle Registrations	16,962
<i>Total Assessed Value of all taxable vehicles registered in the City</i>		<i>\$ 25,805,580</i>

SOURCE OF REVENUE

State Gasoline Tax .07	\$ 157,698.37
Municipal Sales & Use Tax - Auto	88,773.71
State Gasoline Tax .04	97,557.43
Ad Valorem Tax	119,242.67
State Gasoline Tax .05	48,078.69
Automobile Licenses	46,343.44
Beer Tax	32,202.35
County Gasoline Tax	27,466.48
Road Tax .21	25,318.89
Tobacco Tax	7,041.22
Municipal Real Estate Licenses	365.03
Municipal Sales & Use Tax - Boat	294.95
Manufactured Home Fees	48.22
TOTAL PAID TO THE CITY OF CENTER POINT	\$ 650,431.45



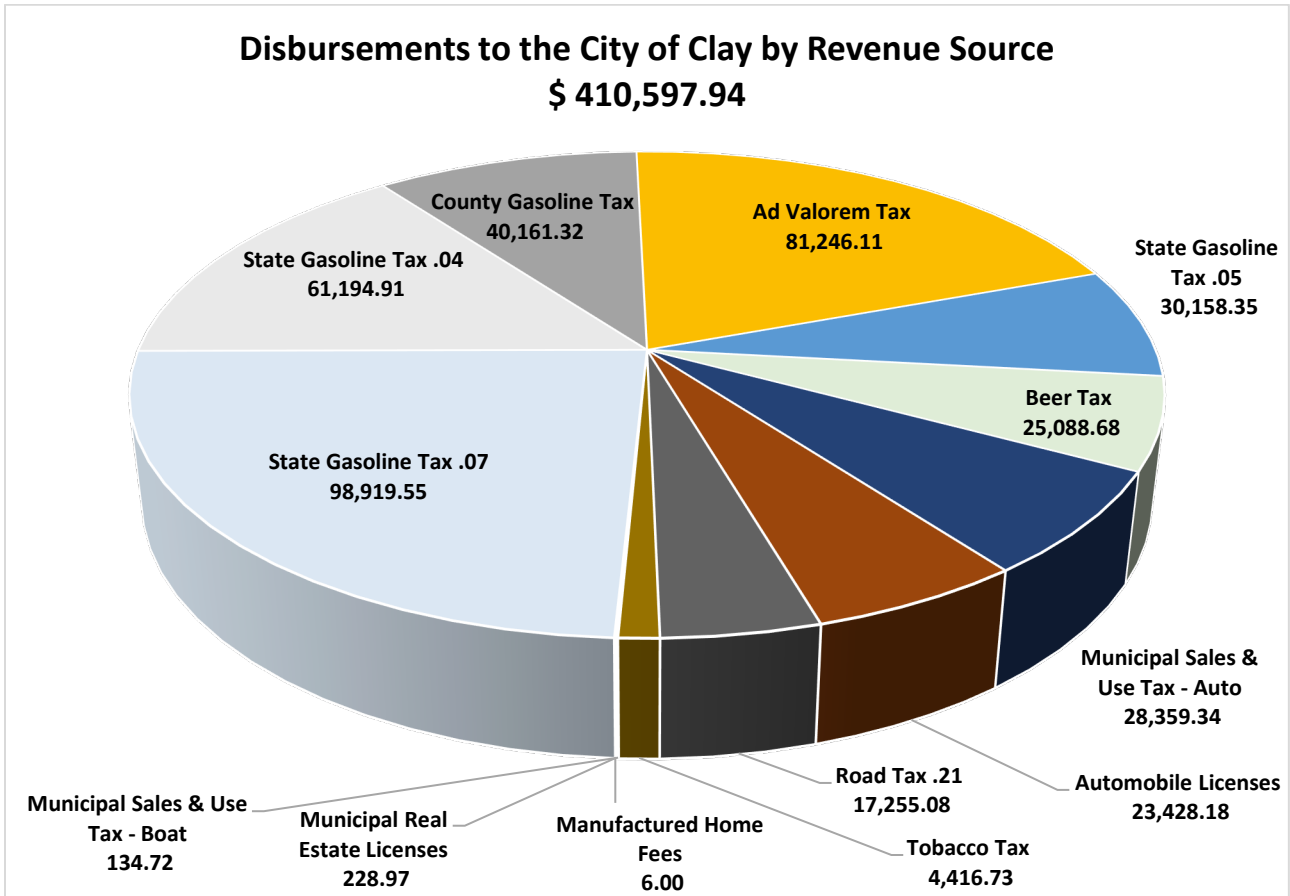
DISBURSEMENTS TO THE CITY OF CLAY

October 1, 2024 through September 30, 2025

Number of Vehicle Registrations	9,173
Total Assessed Value of all taxable vehicles registered in the City	\$ 17,850,600

SOURCE OF REVENUE

State Gasoline Tax .07	\$	98,919.55
Ad Valorem Tax		81,246.11
State Gasoline Tax .04		61,194.91
County Gasoline Tax		40,161.32
State Gasoline Tax .05		30,158.35
Municipal Sales & Use Tax - Auto		28,359.34
Beer Tax		25,088.68
Automobile Licenses		23,428.18
Road Tax .21		17,255.08
Tobacco Tax		4,416.73
Municipal Sales & Use Tax - Boat		134.72
Municipal Real Estate Licenses		228.97
Manufactured Home Fees		6.00
TOTAL PAID TO THE CITY OF CLAY	\$	410,597.94



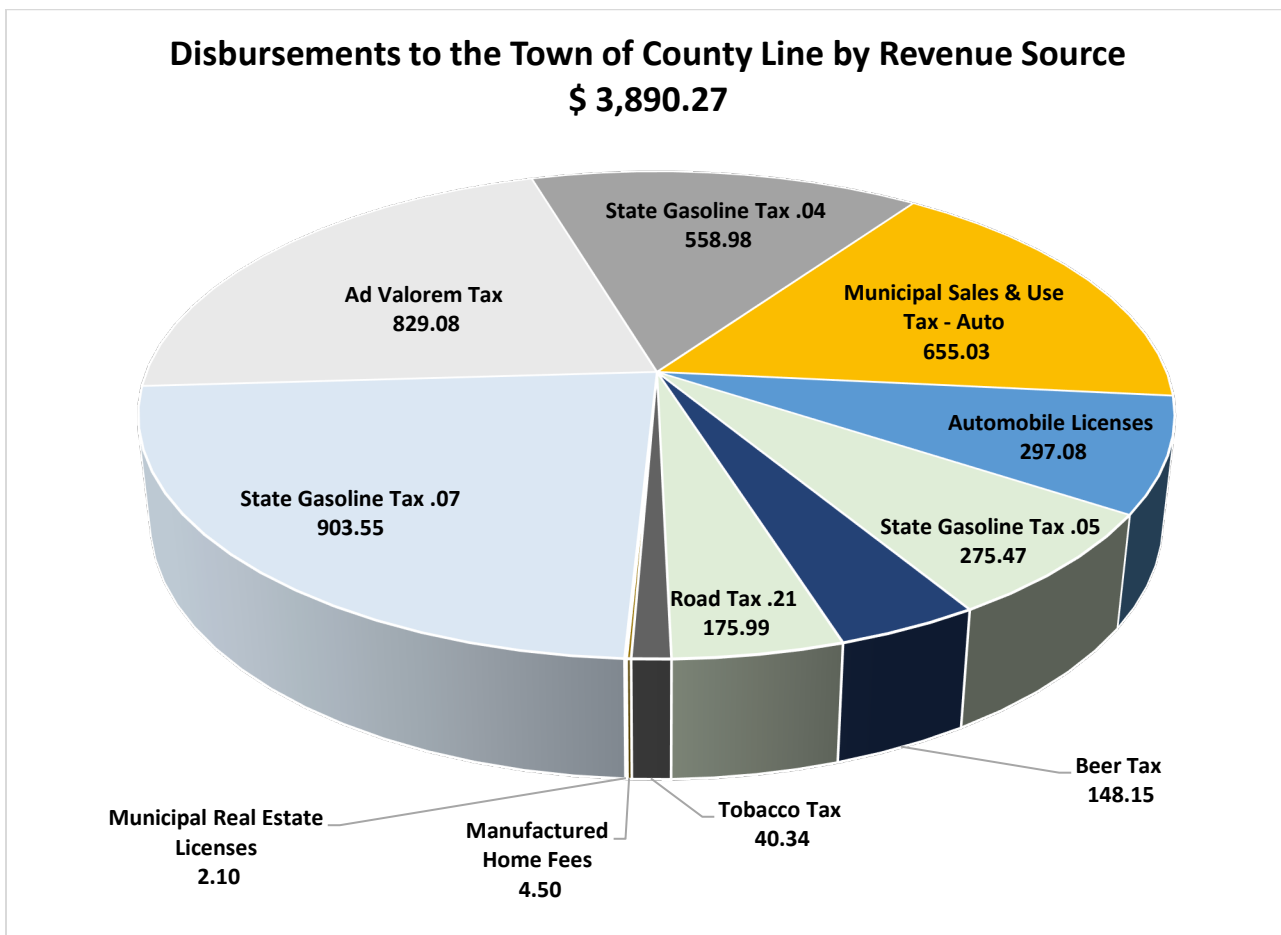
DISBURSEMENTS TO THE TOWN OF COUNTY LINE

October 1, 2024 through September 30, 2025

	Number of Vehicle Registrations	109
	<i>Total Assessed Value of all taxable vehicles registered in the Town</i>	<i>\$ 176,340</i>

SOURCE OF REVENUE

Municipal Sales & Use Tax - Auto	\$	655.03
Ad Valorem Tax		829.08
State Gasoline Tax .07		903.55
State Gasoline Tax .04		558.98
Automobile Licenses		297.08
State Gasoline Tax .05		275.47
Road Tax .21		175.99
Beer Tax		148.15
Tobacco Tax		40.34
Manufactured Home Fees		4.50
Municipal Real Estate Licenses		2.10
TOTAL PAID TO THE TOWN OF COUNTY LINE	\$	3,890.27



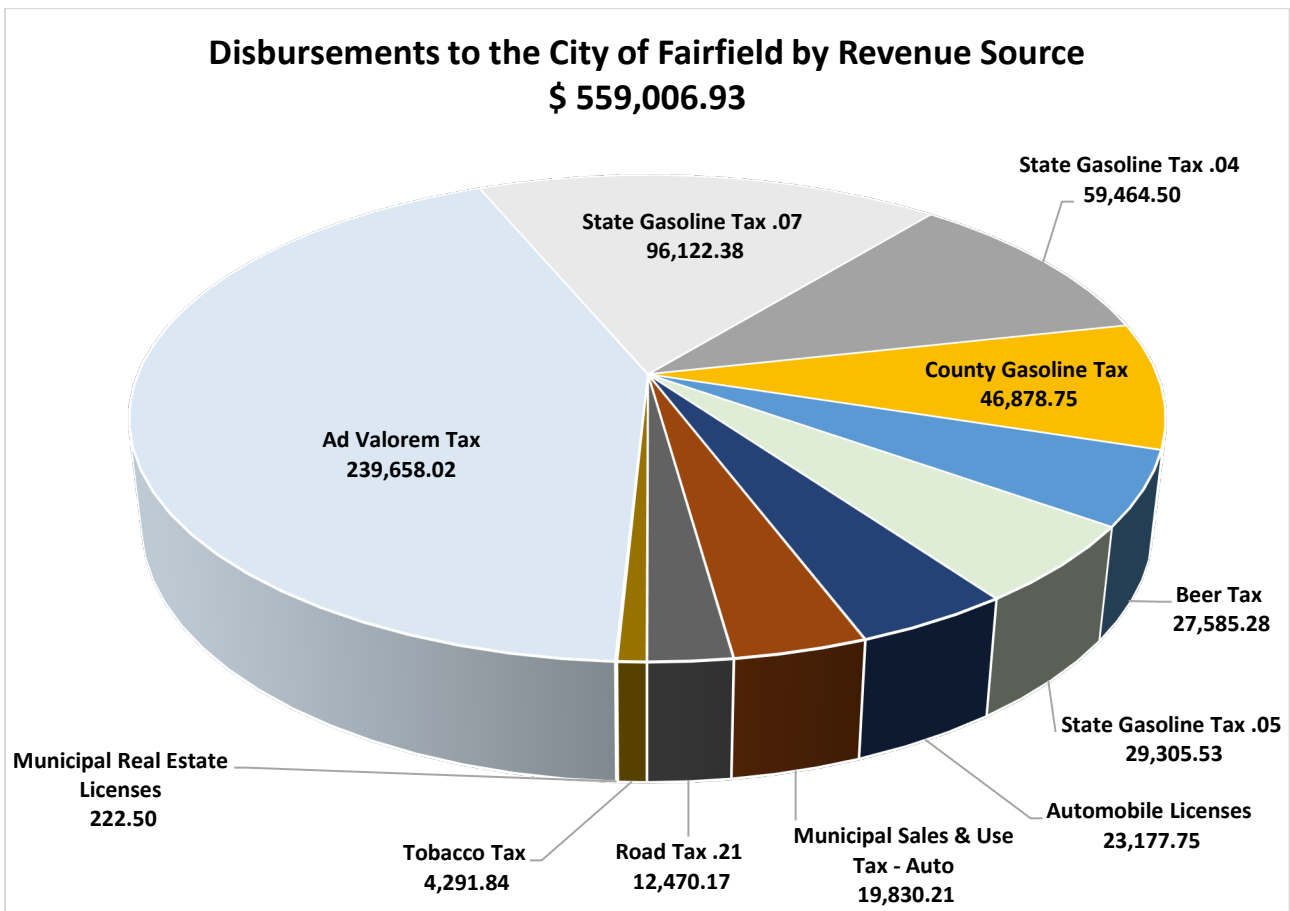
DISBURSEMENTS TO THE CITY OF FAIRFIELD

October 1, 2024 through September 30, 2025

	Number of Vehicle Registrations	8,544
	<i>Total Assessed Value of all taxable vehicles registered in the City</i> \$	<i>12,697,220</i>

SOURCE OF REVENUE

Ad Valorem Tax	\$	239,658.02
State Gasoline Tax .07		96,122.38
State Gasoline Tax .04		59,464.50
County Gasoline Tax		46,878.75
Beer Tax		27,585.28
State Gasoline Tax .05		29,305.53
Automobile Licenses		23,177.75
Municipal Sales & Use Tax - Auto		19,830.21
Road Tax .21		12,470.17
Tobacco Tax		4,291.84
Municipal Real Estate Licenses		222.50
TOTAL PAID TO THE CITY OF FAIRFIELD	\$	559,006.93



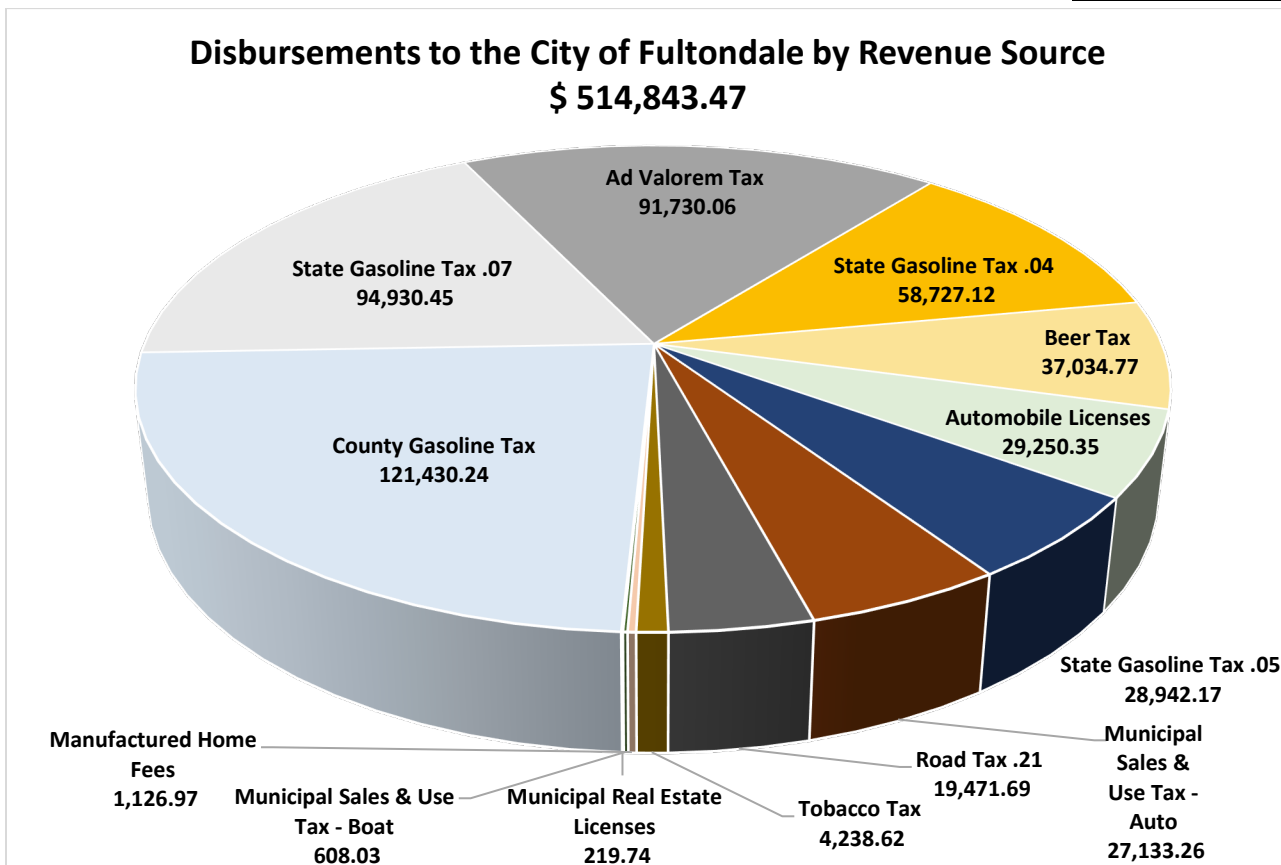
DISBURSEMENTS TO THE CITY OF FULTONDALE

October 1, 2024 through September 30, 2025

	Number of Vehicle Registrations	10,337
<i>Total Assessed Value of all taxable vehicles registered in the City</i>	\$	<i>19,999,620</i>

SOURCE OF REVENUE

County Gasoline Tax	\$	121,430.24
State Gasoline Tax .07		94,930.45
Ad Valorem Tax		91,730.06
State Gasoline Tax .04		58,727.12
Beer Tax		37,034.77
Automobile Licenses		29,250.35
Municipal Sales & Use Tax - Auto		27,133.26
State Gasoline Tax .05		28,942.17
Road Tax .21		19,471.69
Tobacco Tax		4,238.62
Manufactured Home Fees		1,126.97
Municipal Real Estate Licenses		219.74
Municipal Sales & Use Tax - Boat		608.03
TOTAL PAID TO THE CITY OF FULTONDALE	\$	514,843.47



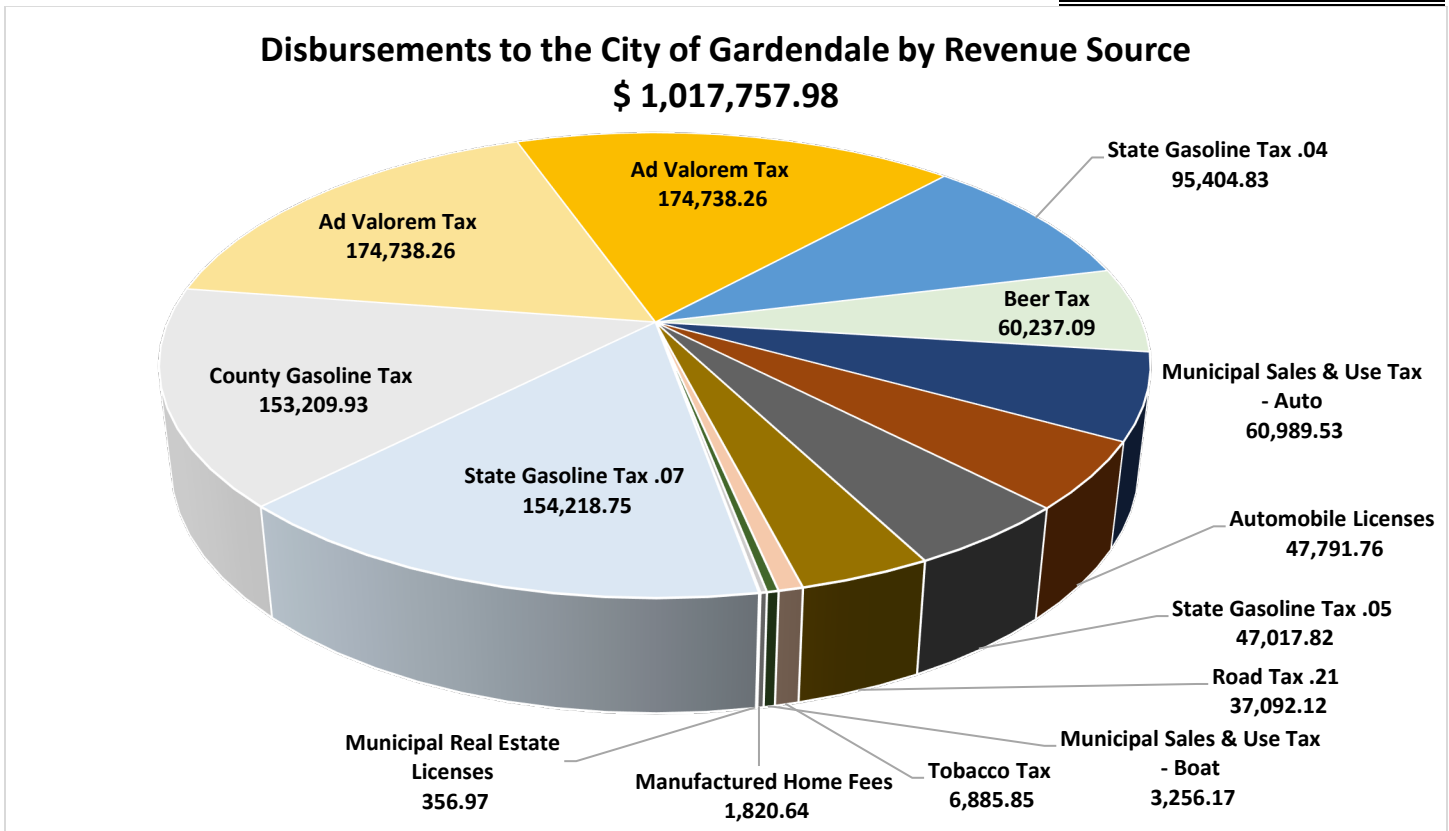
DISBURSEMENTS TO THE CITY OF GARDENDALE

October 1, 2024 through September 30, 2025

	Number of Vehicle Registrations	17,909
<i>Total Assessed Value of all taxable vehicles registered in the City</i>	\$	36,793,640

SOURCE OF REVENUE

County Gasoline Tax	\$	153,209.93
Ad Valorem Tax .50 School Fund		174,738.26
Ad Valorem Tax .50 School Fund		174,738.26
State Gasoline Tax .07		154,218.75
State Gasoline Tax .04		95,404.83
Beer Tax		60,237.09
Municipal Sales & Use Tax - Auto		60,989.53
Automobile Licenses		47,791.76
State Gasoline Tax .05		47,017.82
Road Tax .21		37,092.12
Tobacco Tax		6,885.85
Municipal Sales & Use Tax - Boat		3,256.17
Manufactured Home Fees		1,820.64
Municipal Real Estate Licenses		356.97
TOTAL PAID TO THE CITY OF GARDENDALE	\$	1,017,757.98



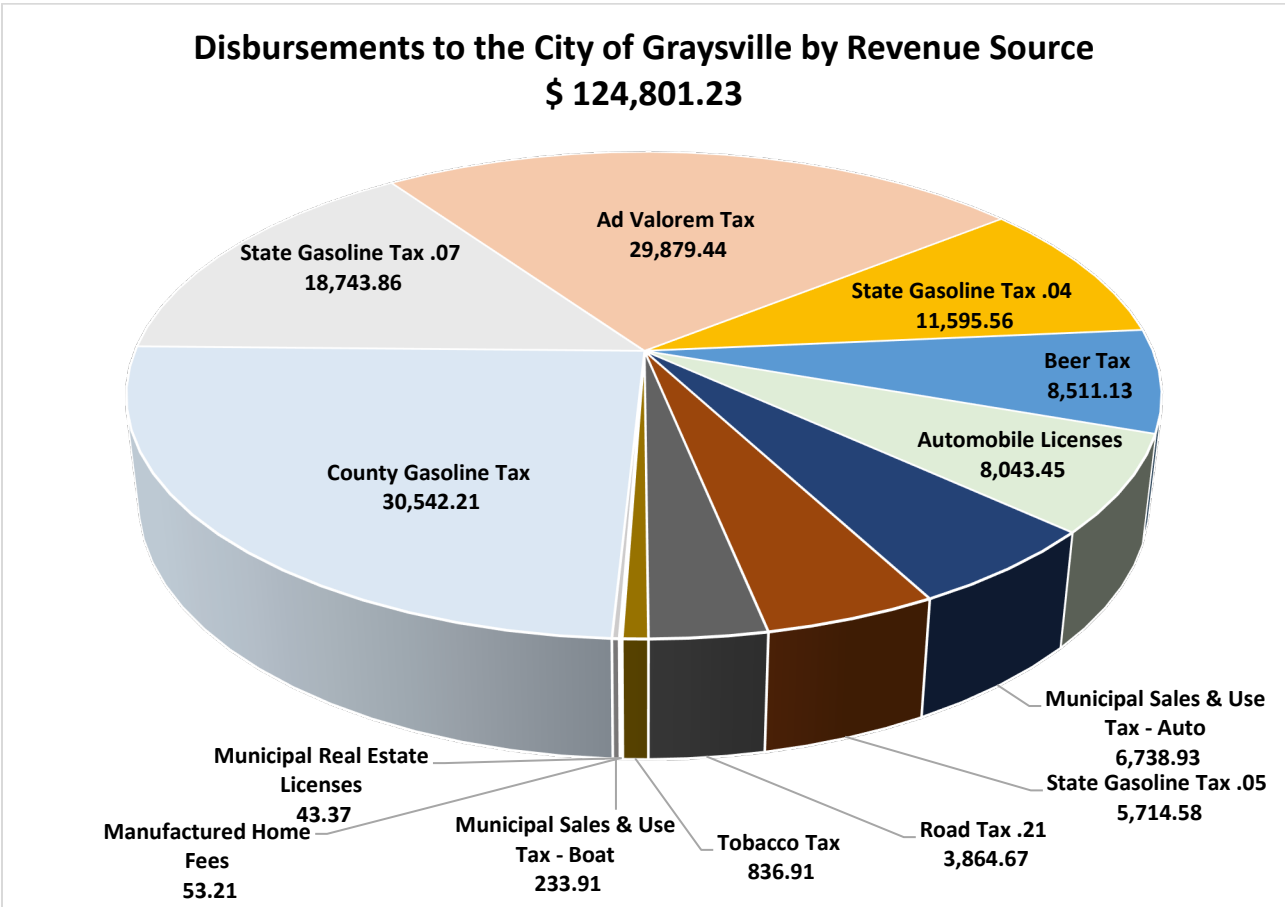
DISBURSEMENTS TO THE CITY OF GRAYSVILLE

October 1, 2024 through September 30, 2025

Number of Vehicle Registrations	2,457
Total Assessed Value of all taxable vehicles registered in the City	\$ 3,933,600

SOURCE OF REVENUE

County Gasoline Tax	\$	30,542.21
Ad Valorem Tax		29,879.44
State Gasoline Tax .07		18,743.86
State Gasoline Tax .04		11,595.56
Municipal Sales & Use Tax - Auto		6,738.93
Beer Tax		8,511.13
Automobile Licenses		8,043.45
State Gasoline Tax .05		5,714.58
Road Tax .21		3,864.67
Tobacco Tax		836.91
Municipal Sales & Use Tax - Boat		233.91
Municipal Real Estate Licenses		43.37
Manufactured Home Fees		53.21
TOTAL PAID TO THE CITY OF GRAYSVILLE	\$	124,801.23



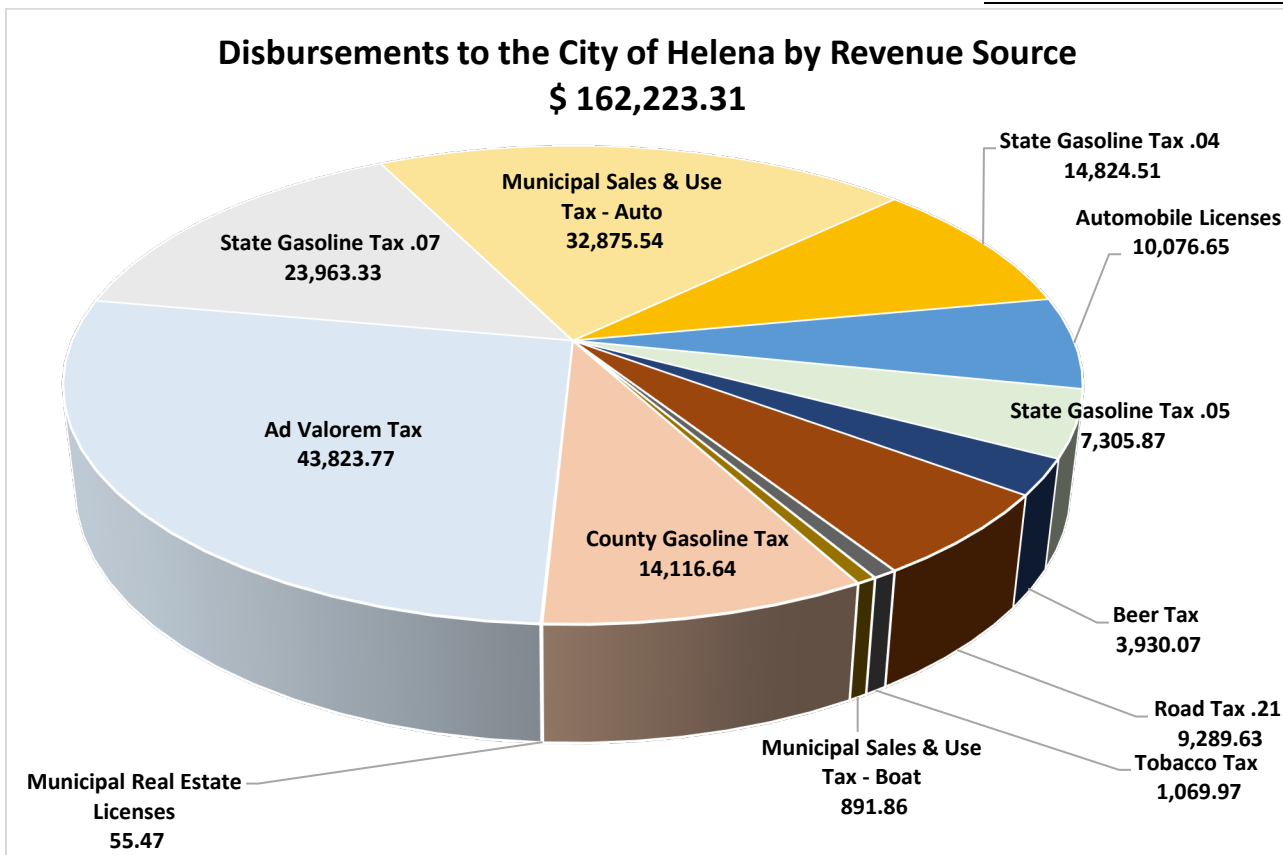
DISBURSEMENTS TO THE CITY OF HELENA

October 1, 2024 through September 30, 2025

Number of Vehicle Registrations	3,899
Total Assessed Value of all taxable vehicles registered in the City	\$ 9,728,620

SOURCE OF REVENUE

Ad Valorem Tax	\$	43,823.77
Municipal Sales & Use Tax - Auto		32,875.54
State Gasoline Tax .07		23,963.33
State Gasoline Tax .04		14,824.51
Automobile Licenses		10,076.65
State Gasoline Tax .05		7,305.87
Road Tax .21		9,289.63
County Gasoline Tax		14,116.64
Beer Tax		3,930.07
Tobacco Tax		1,069.97
Municipal Sales & Use Tax - Boat		891.86
Municipal Real Estate Licenses		55.47
TOTAL PAID TO THE CITY OF HELENA	\$	162,223.31



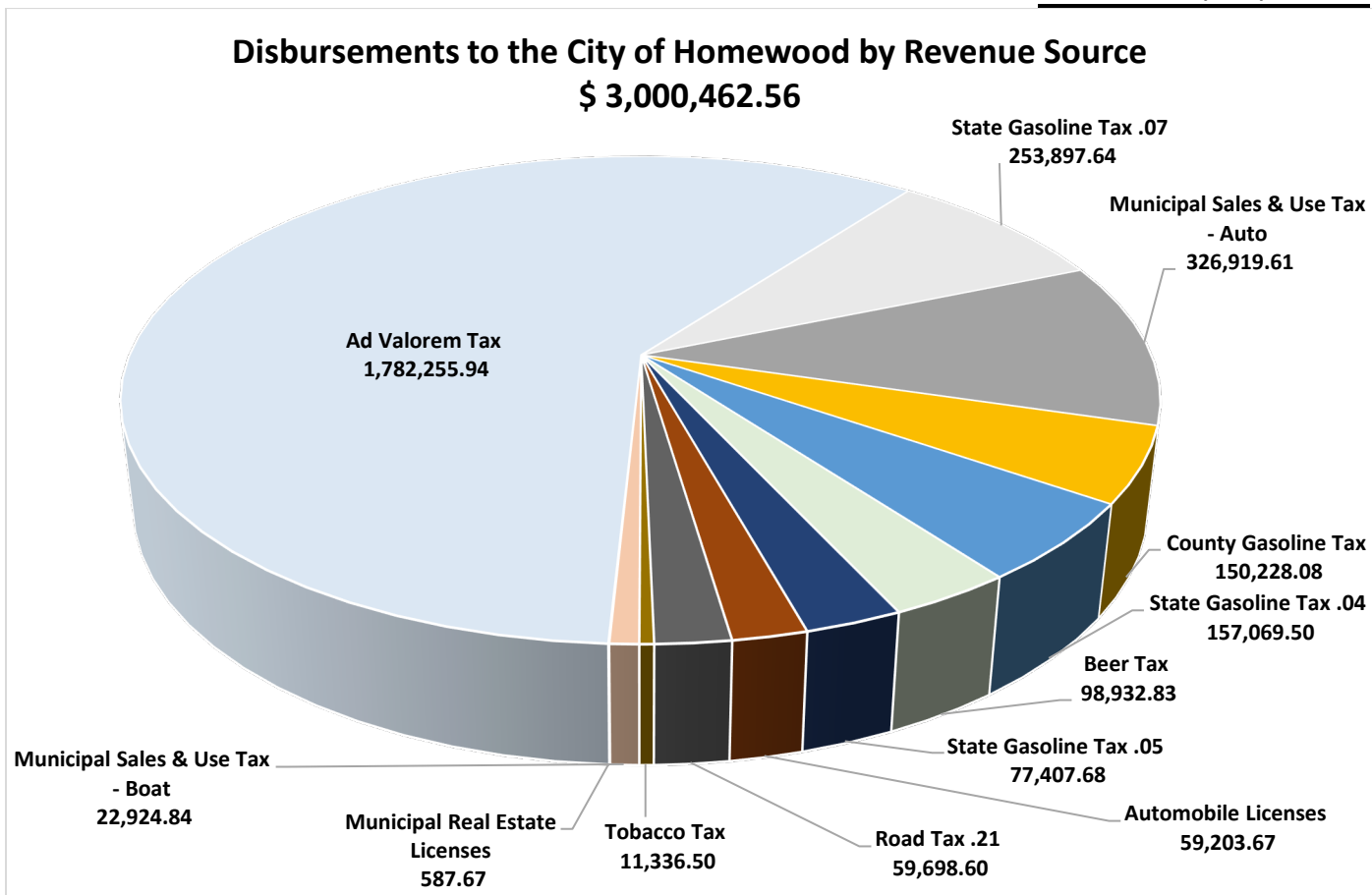
DISBURSEMENTS TO THE CITY OF HOMEWOOD

October 1, 2024 through September 30, 2025

	Number of Vehicle Registrations	22,677
Total Assessed Value of all taxable vehicles registered in the City	\$	61,815,580

SOURCE OF REVENUE

Ad Valorem Tax	\$	1,782,255.94
Municipal Sales & Use Tax - Auto		326,919.61
State Gasoline Tax .07		253,897.64
County Gasoline Tax		150,228.08
State Gasoline Tax .04		157,069.50
Beer Tax		98,932.83
State Gasoline Tax .05		77,407.68
Automobile Licenses		59,203.67
Road Tax .21		59,698.60
Municipal Sales & Use Tax - Boat		22,924.84
Tobacco Tax		11,336.50
Municipal Real Estate Licenses		587.67
TOTAL PAID TO THE CITY OF HOMEWOOD	\$	3,000,462.56



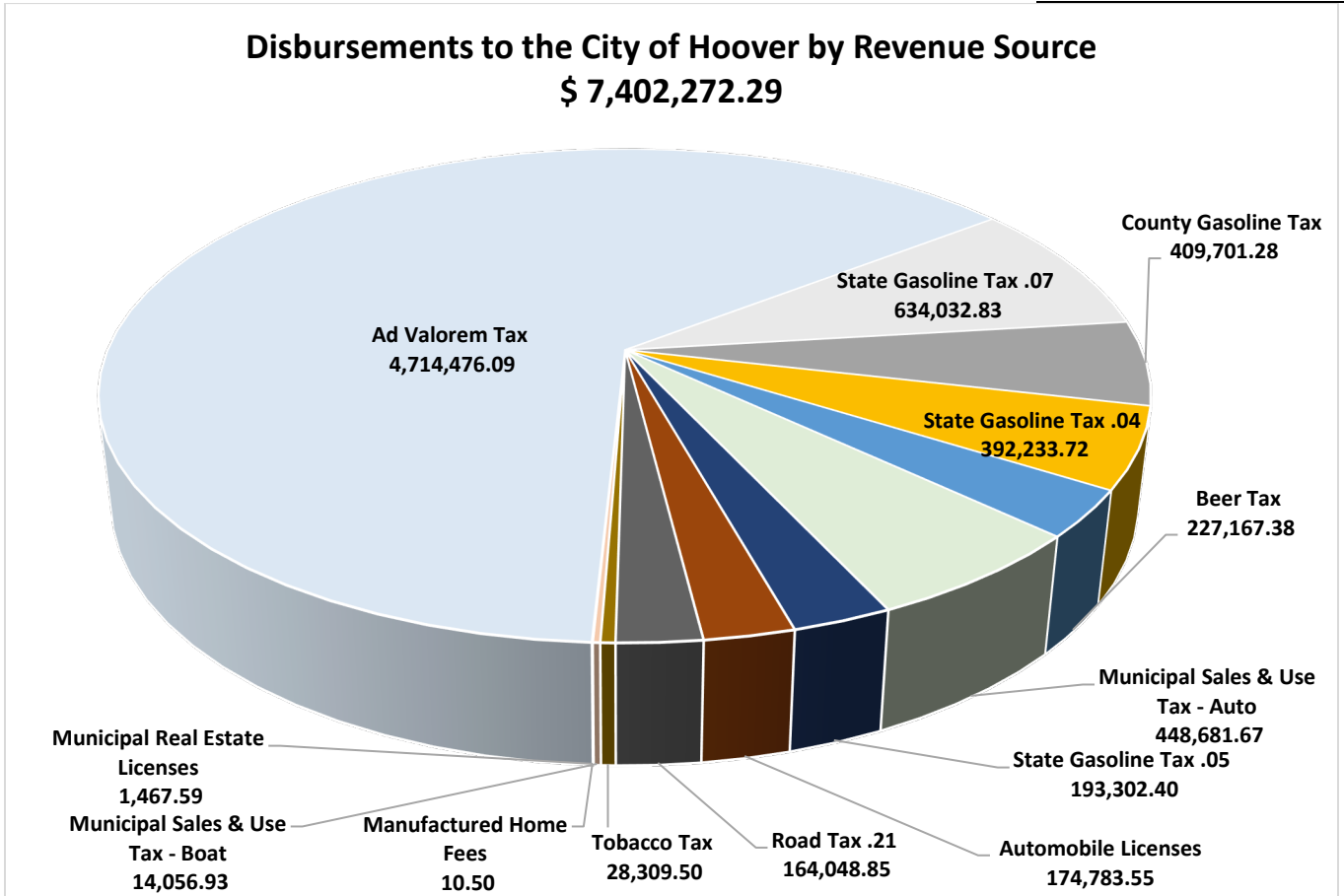
DISBURSEMENTS TO THE CITY OF HOOVER

October 1, 2024 through September 30, 2025

Number of Vehicle Registrations	68,396
Total Assessed Value of all taxable vehicles registered in the City	\$ 170,721,280

SOURCE OF REVENUE

Ad Valorem Tax	\$	4,714,476.09
State Gasoline Tax .07		634,032.83
County Gasoline Tax		409,701.28
Municipal Sales & Use Tax - Auto		448,681.67
State Gasoline Tax .04		392,233.72
Beer Tax		227,167.38
State Gasoline Tax .05		193,302.40
Automobile Licenses		174,783.55
Road Tax .21		164,048.85
Tobacco Tax		28,309.50
Municipal Sales & Use Tax - Boat		14,056.93
Municipal Real Estate Licenses		1,467.59
Manufactured Home Fees		10.50
TOTAL PAID TO THE CITY OF HOOVER	\$	7,402,272.29



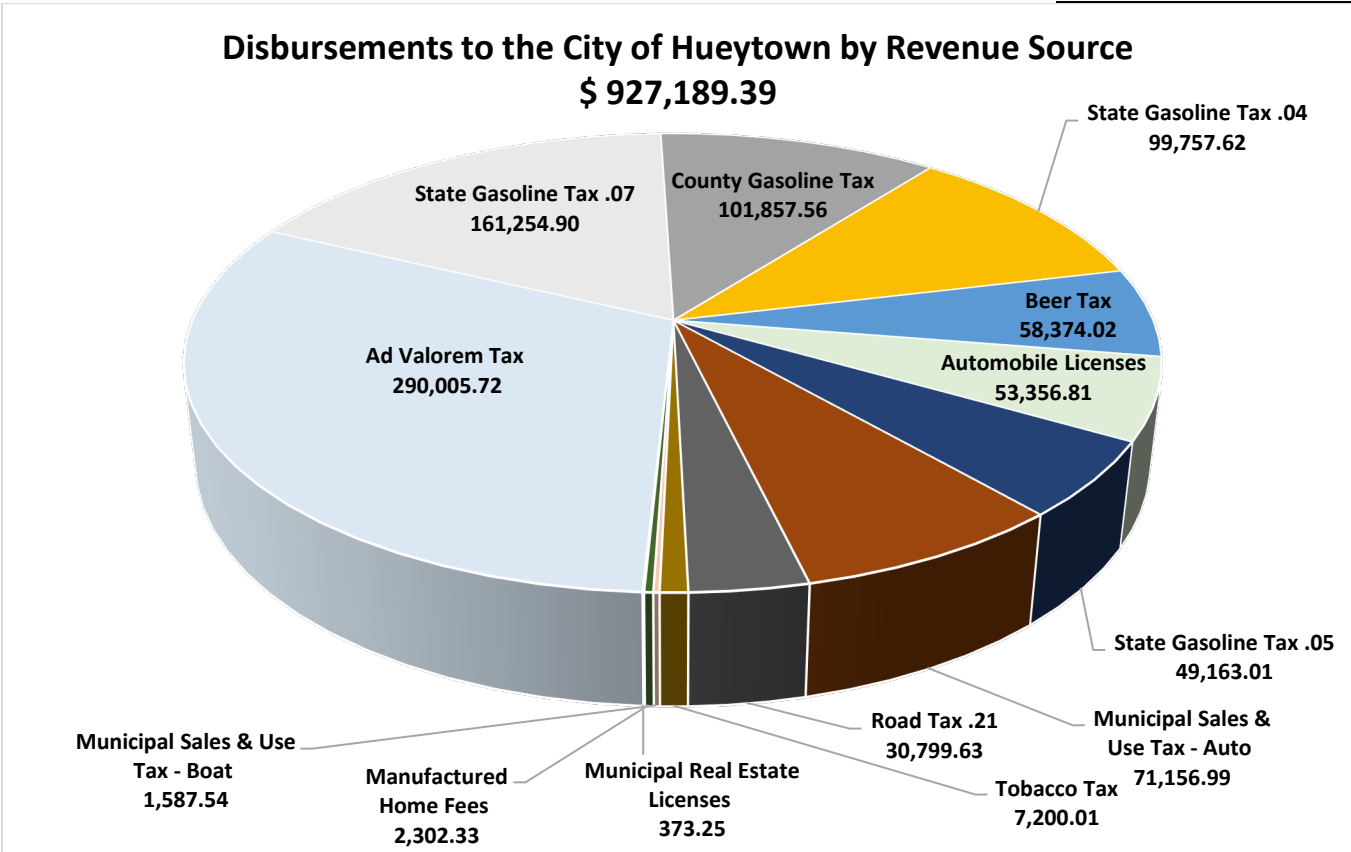
DISBURSEMENTS TO THE CITY OF HUEYTOWN

October 1, 2024 through September 30, 2025

	Number of Vehicle Registrations	19,111
	<i>Total Assessed Value of all taxable vehicles registered in the City</i>	\$ 31,637,820

SOURCE OF REVENUE

Ad Valorem Tax	\$ 290,005.72
State Gasoline Tax .07	161,254.90
County Gasoline Tax	101,857.56
State Gasoline Tax .04	99,757.62
Beer Tax	58,374.02
Municipal Sales & Use Tax - Auto	71,156.99
Automobile Licenses	53,356.81
State Gasoline Tax .05	49,163.01
Road Tax .21	30,799.63
Tobacco Tax	7,200.01
Municipal Sales & Use Tax - Boat	1,587.54
Manufactured Home Fees	2,302.33
Municipal Real Estate Licenses	373.25
TOTAL PAID TO THE CITY OF HUEYTOWN	\$ 927,189.39



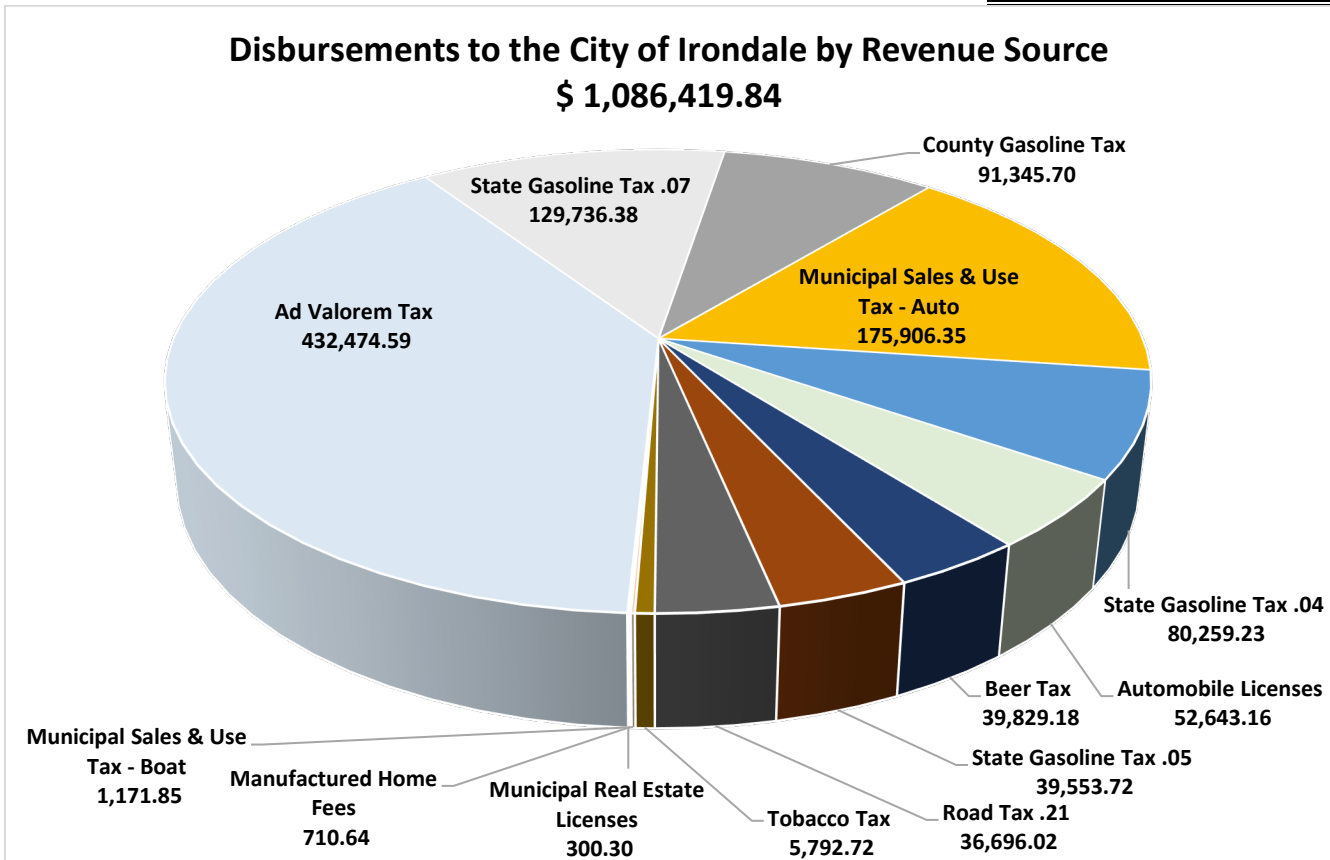
DISBURSEMENTS TO THE CITY OF IRONDALE

October 1, 2024 through September 30, 2025

Number of Vehicle Registrations	15,852
Total Assessed Value of all taxable vehicles registered in the City	\$ 37,509,180

SOURCE OF REVENUE

Ad Valorem Tax	\$	432,474.59
State Gasoline Tax .07		129,736.38
County Gasoline Tax		91,345.70
Municipal Sales & Use Tax - Auto		175,906.35
State Gasoline Tax .04		80,259.23
Automobile Licenses		52,643.16
Beer Tax		39,829.18
State Gasoline Tax .05		39,553.72
Road Tax .21		36,696.02
Tobacco Tax		5,792.72
Municipal Sales & Use Tax - Boat		1,171.85
Manufactured Home Fees		710.64
Municipal Real Estate Licenses		300.30
TOTAL PAID TO THE CITY OF IRONDALE	\$	1,086,419.84



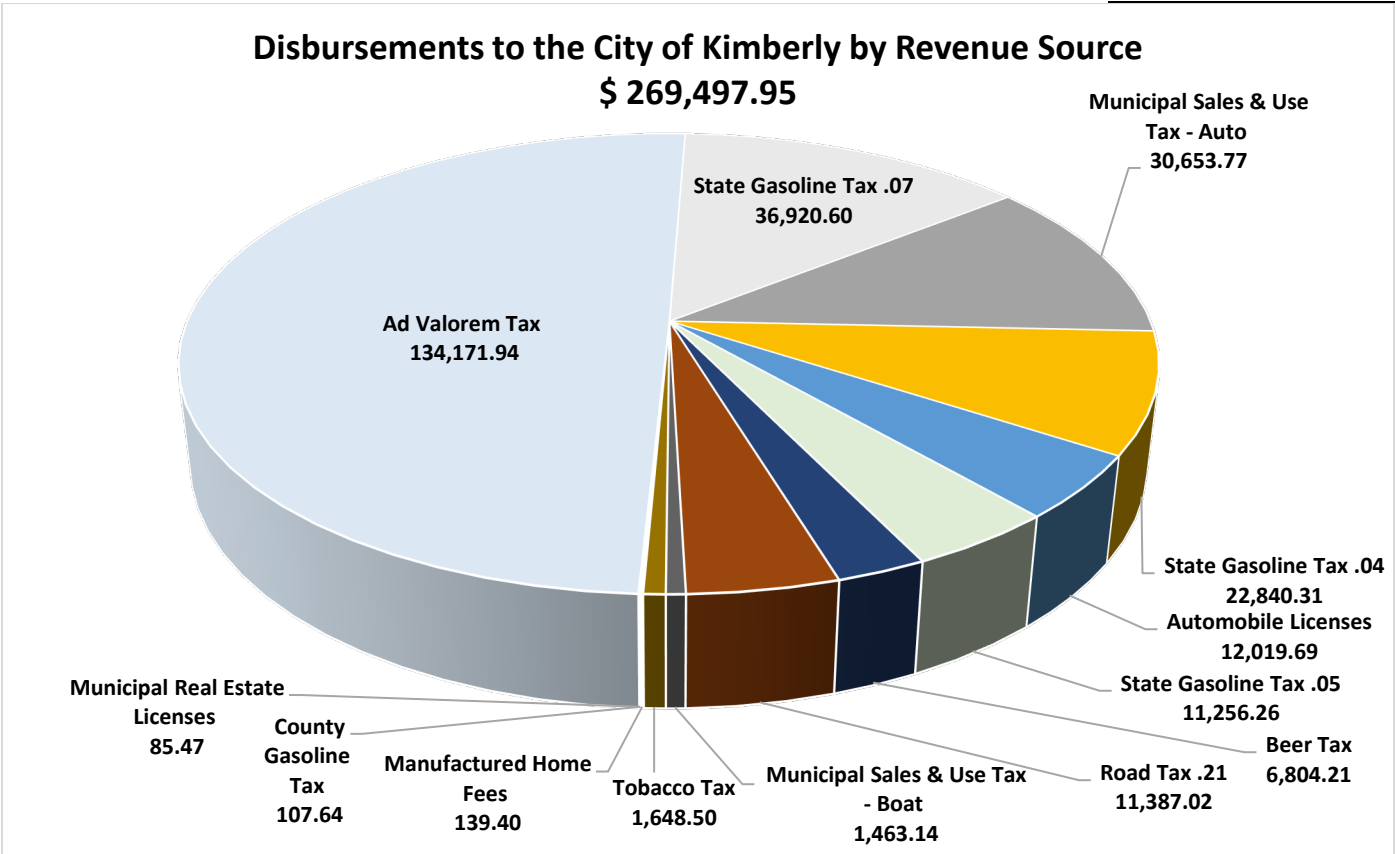
DISBURSEMENTS TO THE CITY OF KIMBERLY

October 1, 2024 through September 30, 2025

Number of Vehicle Registrations	5,042
Total Assessed Value of all taxable vehicles registered in the City \$	11,885,260

SOURCE OF REVENUE

Ad Valorem Tax	\$ 134,171.94
State Gasoline Tax .07	36,920.60
Municipal Sales & Use Tax - Auto	30,653.77
State Gasoline Tax .04	22,840.31
Automobile Licenses	12,019.69
State Gasoline Tax .05	11,256.26
Beer Tax	6,804.21
Road Tax .21	11,387.02
Municipal Sales & Use Tax - Boat	1,463.14
Tobacco Tax	1,648.50
Manufactured Home Fees	139.40
Municipal Real Estate Licenses	85.47
County Gasoline Tax	107.64
TOTAL PAID TO THE CITY OF KIMBERLY	\$ 269,497.95



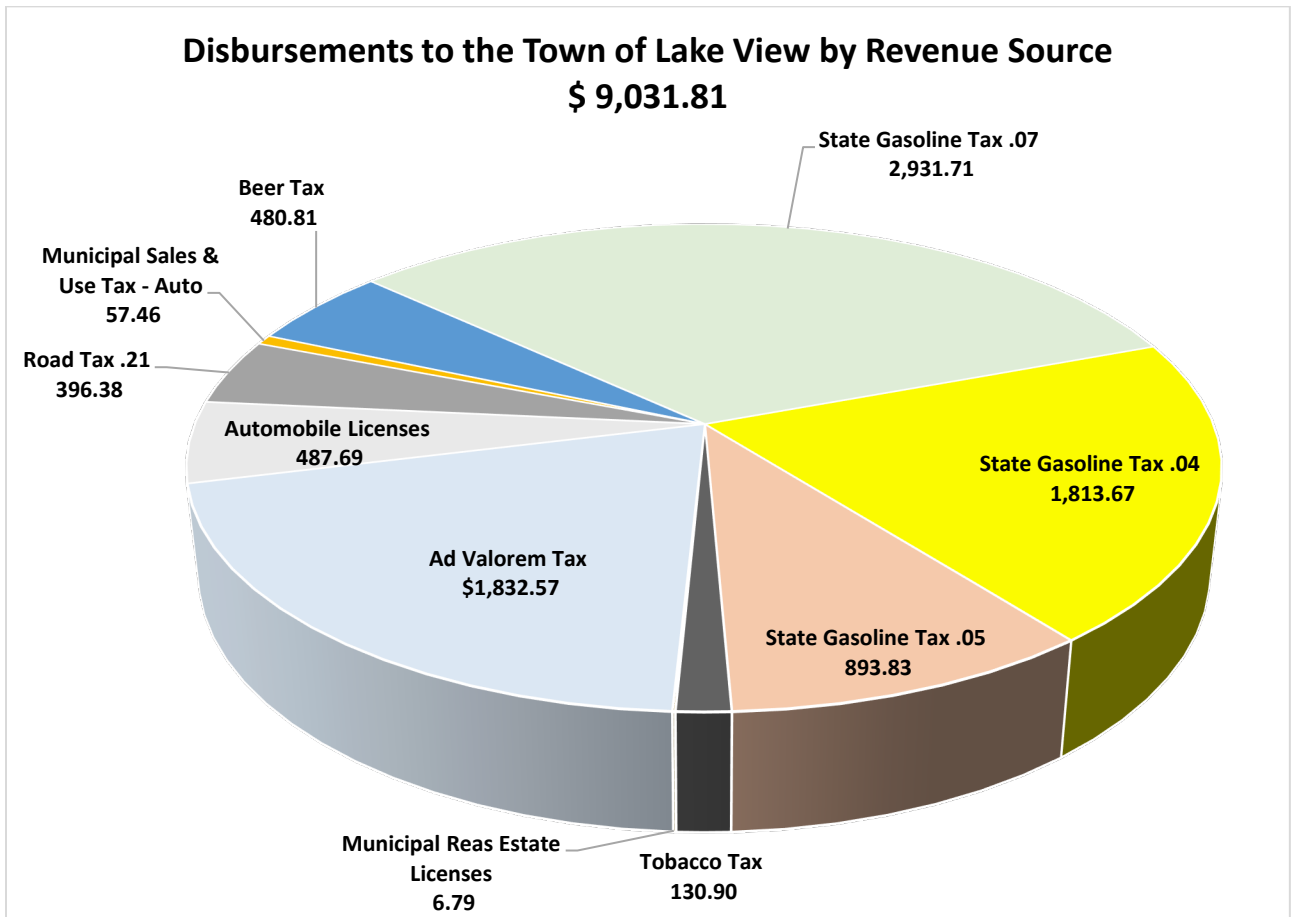
DISBURSEMENTS TO THE TOWN OF LAKE VIEW

October 1, 2024 through September 30, 2025

	Number of Vehicle Registrations	206
<i>Total Assessed Value of all taxable vehicles registered in the Town</i>	\$	400,400

SOURCE OF REVENUE

Ad Valorem Tax	\$	1,832.57
Automobile Licenses		487.69
Road Tax .21		396.38
Municipal Sales & Use Tax - Auto		57.46
Beer Tax		480.81
State Gasoline Tax .07		2,931.71
State Gasoline Tax .04		1,813.67
State Gasoline Tax .05		893.83
Tobacco Tax		130.90
Municipal Real Estate Licenses		6.79
TOTAL PAID TO THE TOWN OF LAKE VIEW	\$	9,031.81




DISBURSEMENTS TO THE CITY OF LEEDS

October 1, 2024 through September 30, 2025

	Number of Vehicle Registrations	11,842
<i>Total Assessed Value of all taxable vehicles registered in the City</i>	\$	21,690,520

SOURCE OF REVENUE

Ad Valorem Tax	\$	181,336.83
State Gasoline Tax .07		97,698.78
State Gasoline Tax .04		60,439.71
Beer Tax		43,040.31
County Gasoline Tax		303,209.26
Municipal Sales & Use Tax - Auto		56,723.46
State Gasoline Tax .05		29,786.15
Automobile Licenses		29,925.74
Road Tax .21		20,931.16
Tobacco Tax		4,362.23
Municipal Sales & Use Tax - Boat		2,710.76
Manufactured Home Fees		544.29
Municipal Real Estate Licenses		226.15
TOTAL PAID TO THE CITY OF LEEDS	\$	830,934.83



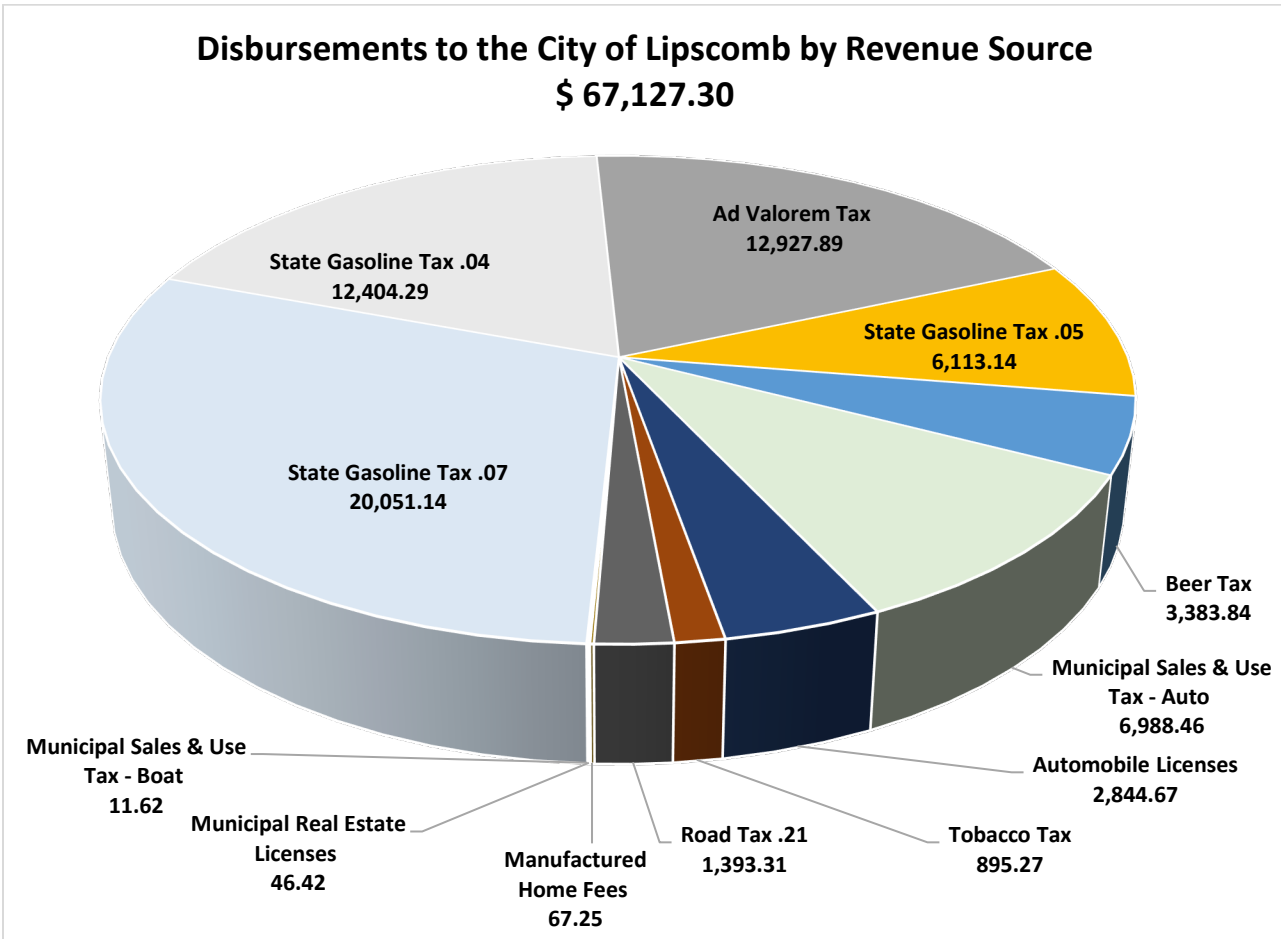
DISBURSEMENTS TO THE CITY OF LIPSCOMB

October 1, 2024 through September 30, 2025

Number of Vehicle Registrations	1,192
<i>Total Assessed Value of all taxable vehicles registered in the City</i> \$	1,406,240

SOURCE OF REVENUE

State Gasoline Tax .07	\$	20,051.14
State Gasoline Tax .04		12,404.29
Ad Valorem Tax		12,927.89
State Gasoline Tax .05		6,113.14
Beer Tax		3,383.84
Municipal Sales & Use Tax - Auto		6,988.46
Automobile Licenses		2,844.67
Tobacco Tax		895.27
Road Tax .21		1,393.31
Manufactured Home Fees		67.25
Municipal Real Estate Licenses		46.42
Municipal Sales & Use Tax – Boat		11.62
TOTAL PAID TO THE CITY OF LIPSCOMB	\$	67,127.30



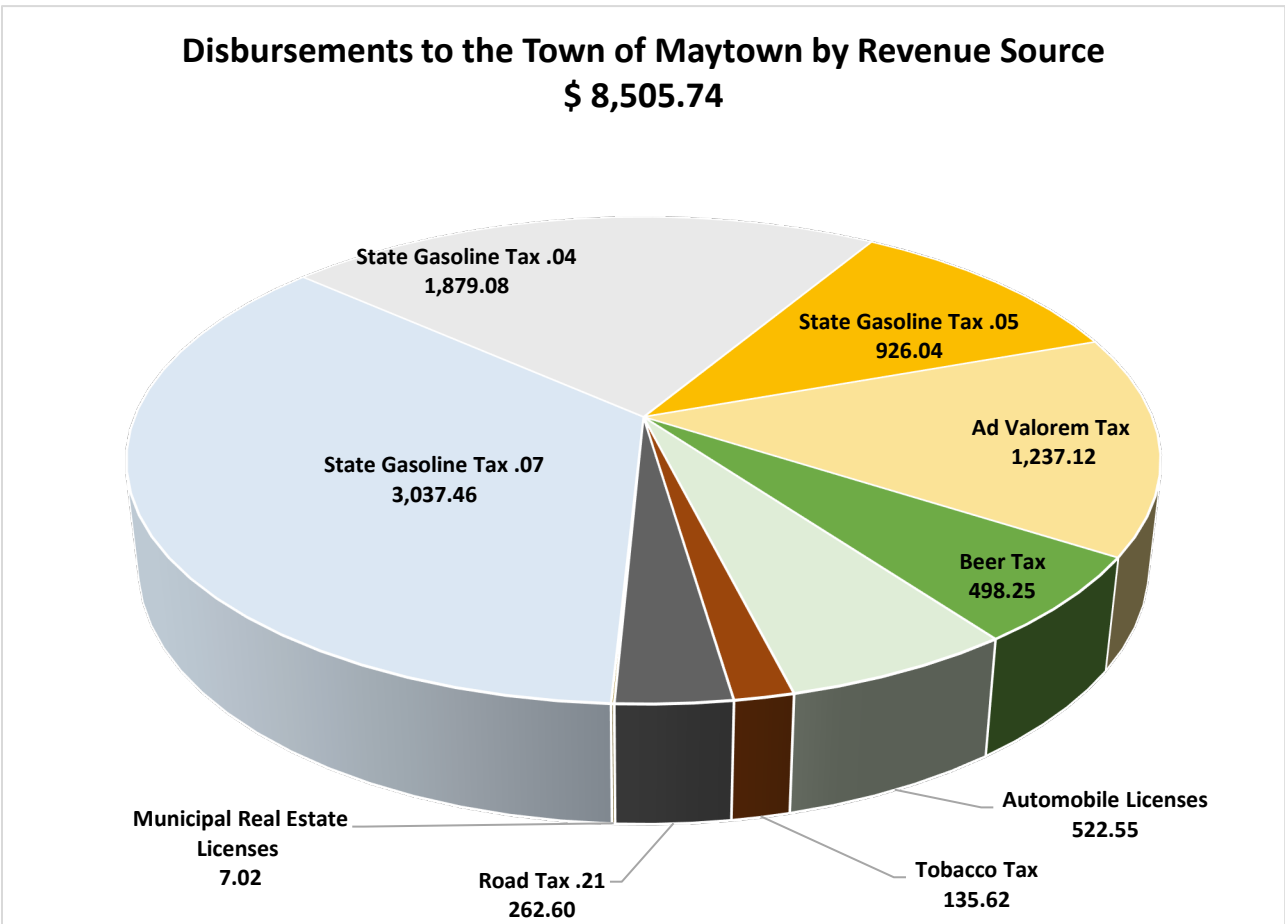
DISBURSEMENTS TO THE TOWN OF MAYTOWN

October 1, 2024 through September 30, 2025

Number of Vehicle Registrations	244
Total Assessed Value of all taxable vehicles registered in the Town	\$ 271,820

SOURCE OF REVENUE

State Gasoline Tax .07	\$ 3,037.46
State Gasoline Tax .04	1,879.08
State Gasoline Tax .05	926.04
Ad Valorem Tax	1,237.12
Beer Tax	498.25
Automobile Licenses	522.55
Tobacco Tax	135.62
Road Tax .21	262.60
Municipal Real Estate Licenses	7.02
TOTAL PAID TO THE TOWN OF MAYTOWN	\$ 8,505.74



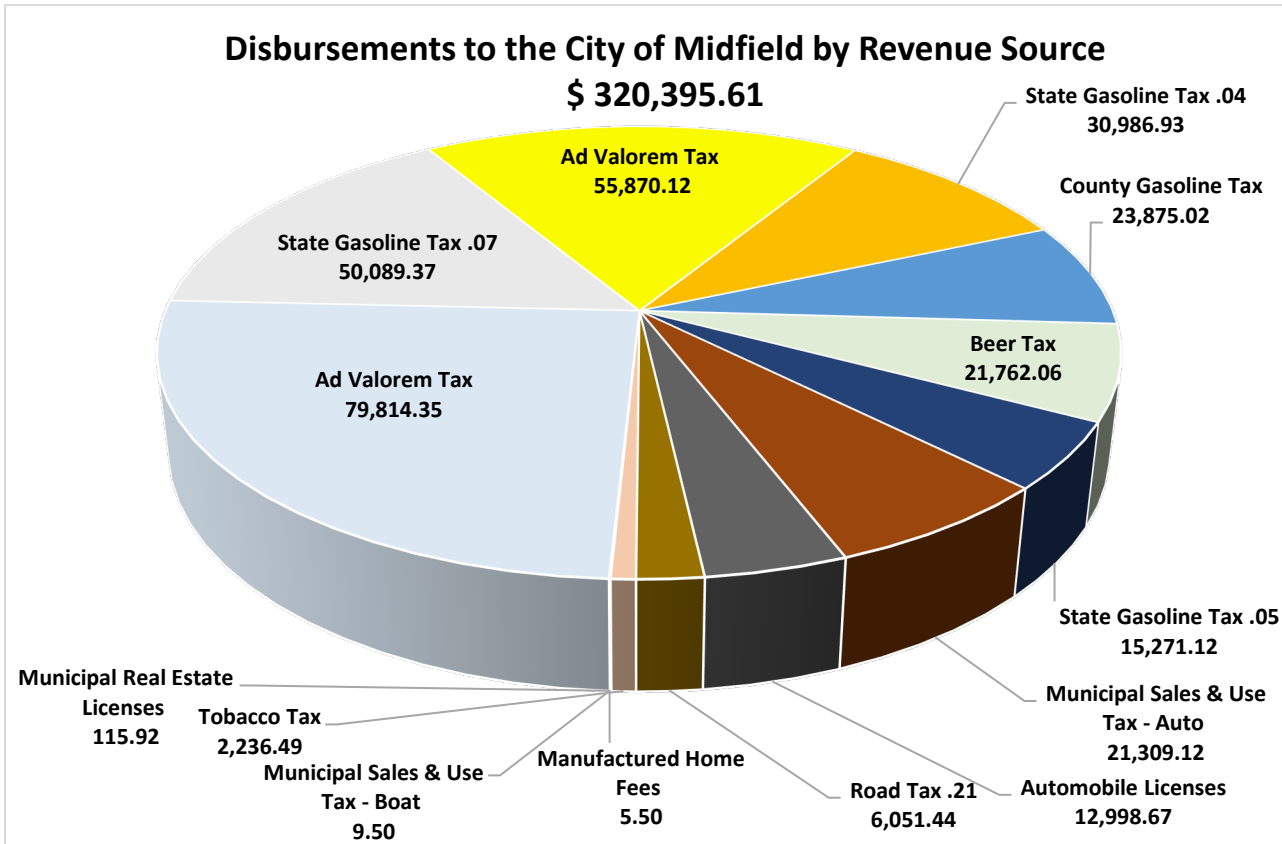
DISBURSEMENTS TO THE CITY OF MIDFIELD

October 1,2024 through September 30, 2025

<i>Number of Vehicle Registrations</i>	4,613
<i>Total Assessed Value of all taxable vehicles registered in the City</i>	\$ 6,157,620

SOURCE OF REVENUE

Ad Valorem Tax 1.40 General Fund	\$	79,814.35
State Gasoline Tax .07		50,089.37
Ad Valorem Tax .98 General Fund		55,870.12
State Gasoline Tax .04		30,986.93
County Gasoline Tax		23,875.02
Beer Tax		21,762.06
State Gasoline Tax .05		15,271.12
Municipal Sales & Use Tax - Auto		21,309.12
Automobile Licenses		12,998.67
Road Tax .21		6,051.44
Tobacco Tax		2,236.49
Municipal Real Estate Licenses		115.92
Municipal Sales & Use Tax - Boat		9.50
Manufactured Home Fees		5.50
TOTAL PAID TO THE CITY OF MIDFIELD	\$	320,395.61



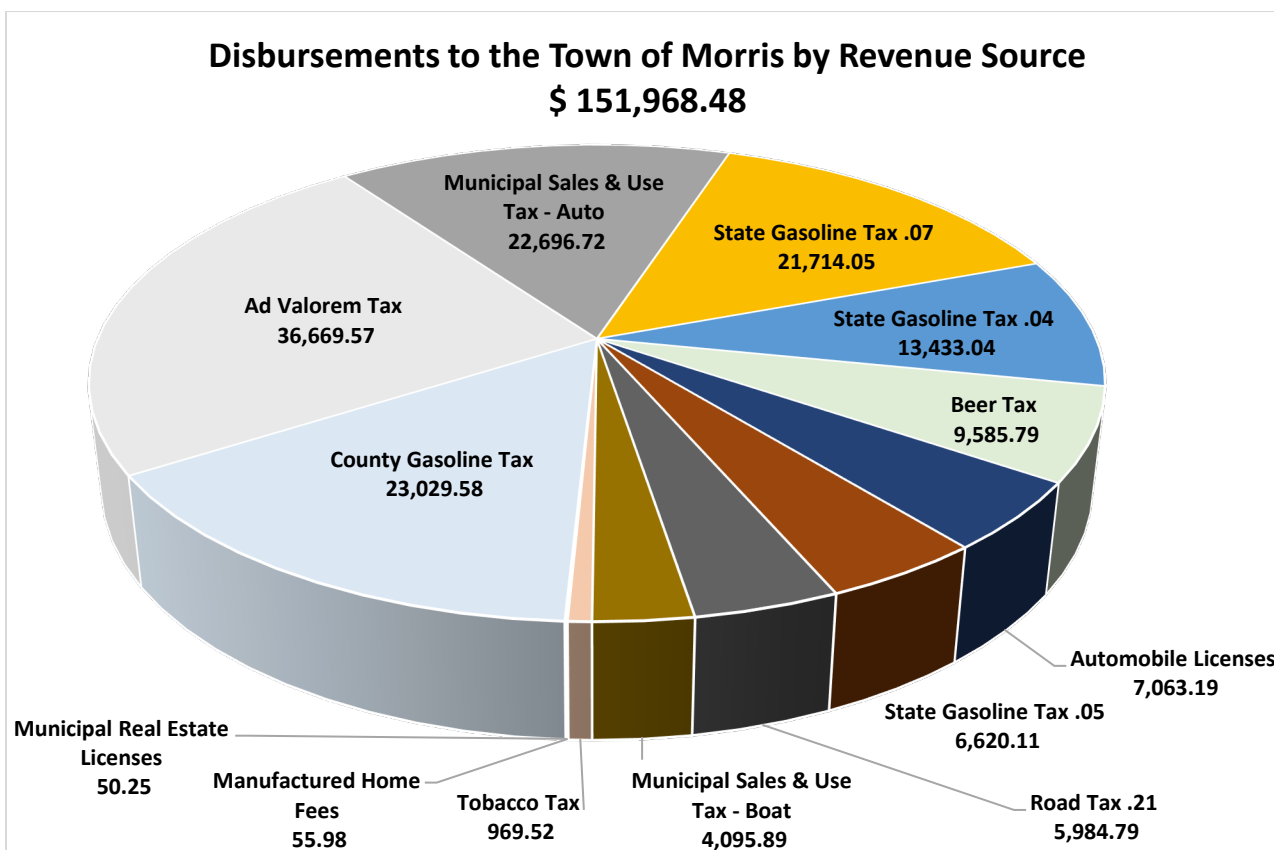
DISBURSEMENTS TO THE TOWN OF MORRIS

October 1, 2024 through September 30, 2025

<i>Number of Vehicle Registrations</i>	2,947
<i>Total Assessed Value of all taxable vehicles registered in the Town</i>	\$ 6,258,880

SOURCE OF REVENUE

Ad Valorem Tax	\$	36,669.57
County Gasoline Tax		23,029.58
Municipal Sales & Use Tax - Auto		22,696.72
State Gasoline Tax .07		21,714.05
State Gasoline Tax .04		13,433.04
Beer Tax		9,585.79
Automobile Licenses		7,063.19
State Gasoline Tax .05		6,620.11
Road Tax .21		5,984.79
Municipal Sales & Use Tax - Boat		4,095.89
Tobacco Tax		969.52
Manufactured Home Fees		55.98
Municipal Real Estate Licenses		50.25
TOTAL PAID TO THE TOWN OF MORRIS	\$	151,968.48



DISBURSEMENTS TO THE CITY OF MOUNTAIN BROOK

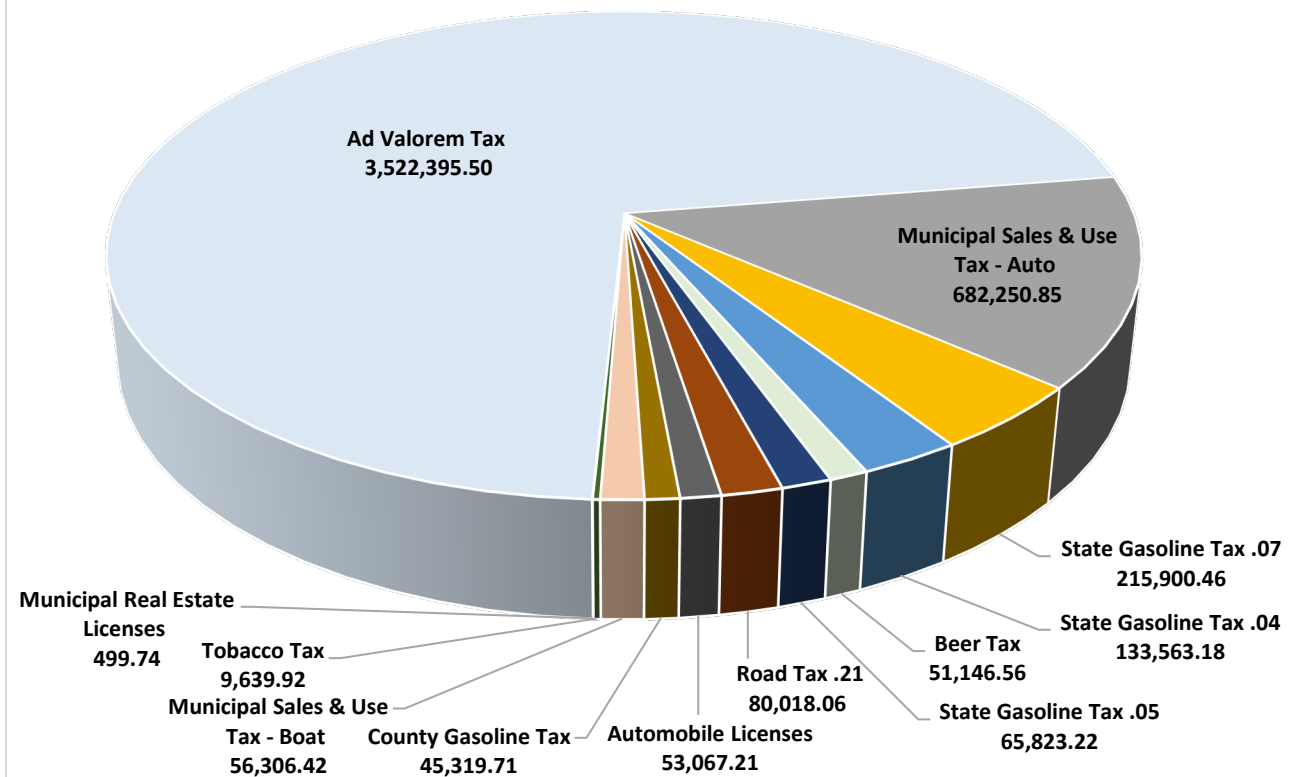
October 1, 2024 through September 30, 2025

	Number of Vehicle Registrations	22,537
	<i>Total Assessed Value of all taxable vehicles registered in the City</i>	\$ 83,815,580

SOURCE OF REVENUE

Ad Valorem Tax	\$ 3,522,395.50
Municipal Sales & Use Tax - Auto	682,250.85
State Gasoline Tax .07	215,900.46
State Gasoline Tax .04	133,563.18
Beer Tax	51,146.56
State Gasoline Tax .05	65,823.22
Road Tax .21	80,018.06
Automobile Licenses	53,067.21
County Gasoline Tax	45,319.71
Municipal Sales & Use Tax - Boat	56,306.42
Tobacco Tax	9,639.92
Municipal Real Estate Licenses	499.74
TOTAL PAID TO THE CITY OF MOUNTAIN BROOK	\$ 4,915,930.83

Disbursements to the City of Mountain Brook by Revenue Source
\$ 4,915,930.83



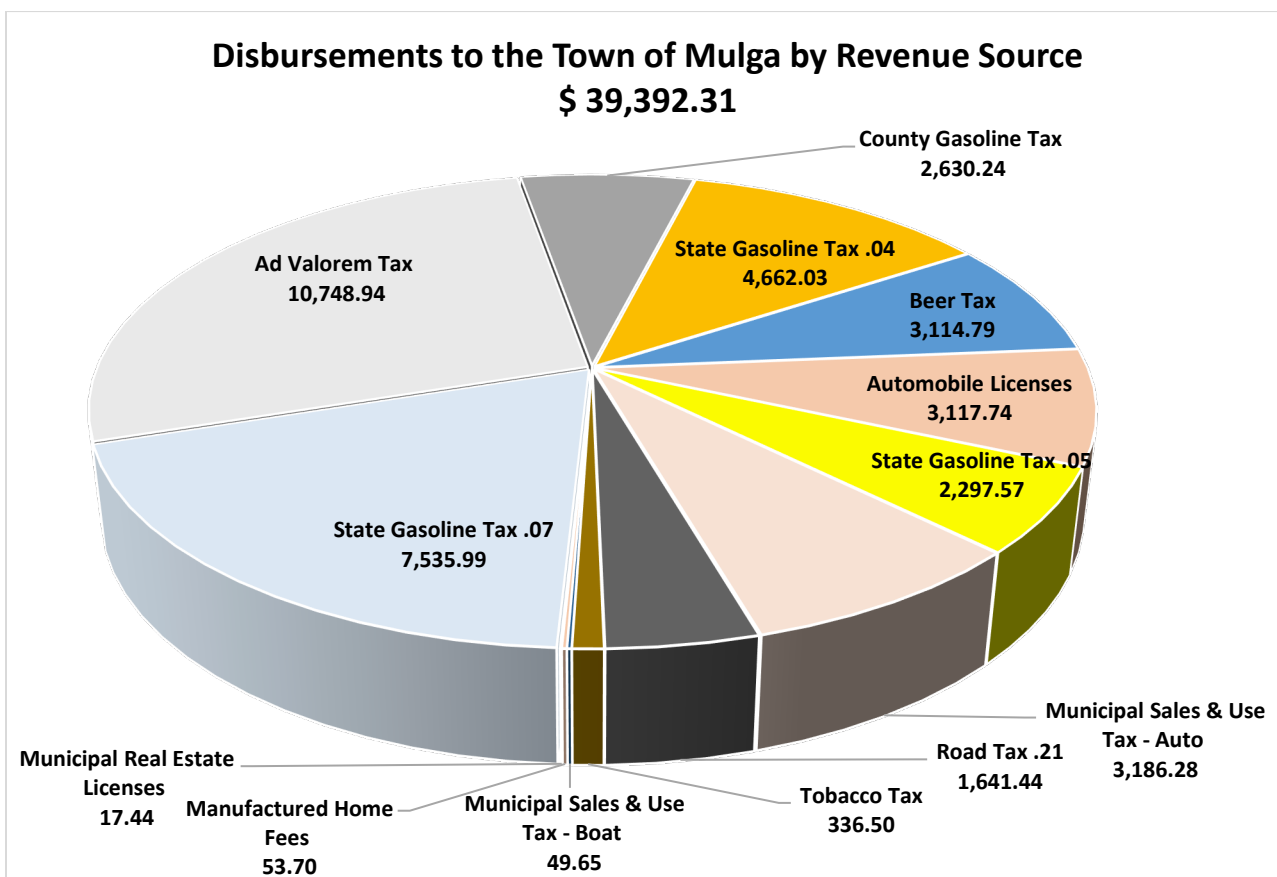
DISBURSEMENTS TO THE TOWN OF MULGA

October 1, 2024 through September 30, 2025

	<i>Number of Vehicle Registrations</i>	1,270
<i>Total Assessed Value of all taxable vehicles registered in the Town</i>	\$	1,717,080

SOURCE OF REVENUE

Ad Valorem Tax	\$	10,748.94
State Gasoline Tax .07		7,535.99
County Gasoline Tax		2,630.24
State Gasoline Tax .04		4,662.03
Beer Tax		3,114.79
Automobile Licenses		3,117.74
State Gasoline Tax .05		2,297.57
Municipal Sales & Use Tax - Auto		3,186.28
Road Tax .21		1,641.44
Tobacco Tax		336.50
Municipal Sales & Use Tax - Boat		49.65
Manufactured Home Fees		53.70
Municipal Real Estate Licenses		17.44
TOTAL PAID TO THE TOWN OF MULGA	\$	39,392.31



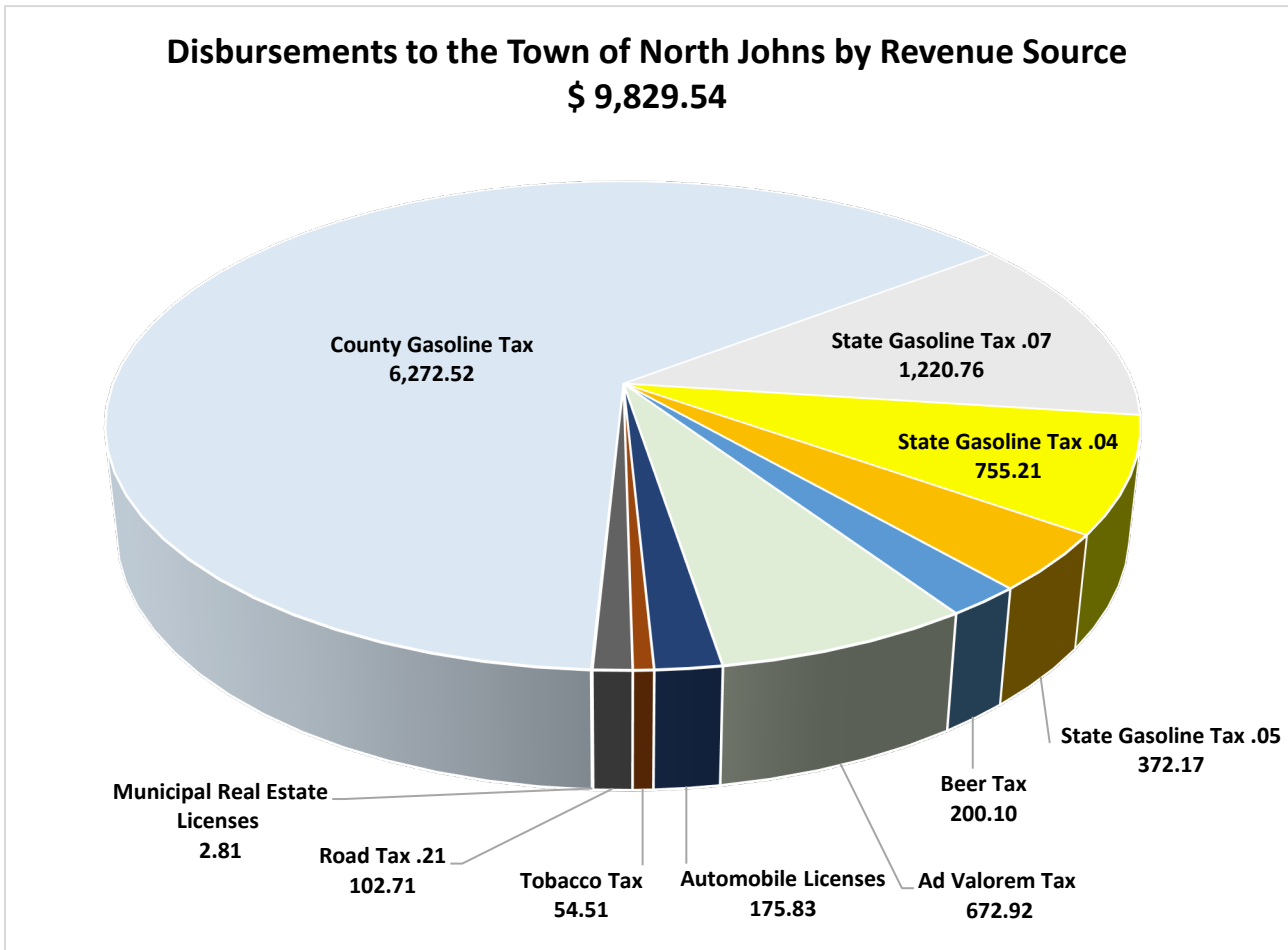
DISBURSEMENTS TO THE TOWN OF NORTH JOHNS

October 1, 2024 through September 30, 2025

<i>Number of Vehicle Registrations</i>	103
<i>Total Assessed Value of all taxable vehicles registered in the Town</i>	\$ 116,520

SOURCE OF REVENUE

County Gasoline Tax	\$	6,272.52
State Gasoline Tax .07		1,220.76
State Gasoline Tax .04		755.21
State Gasoline Tax .05		372.17
Beer Tax		200.10
Ad Valorem Tax		672.92
Automobile Licenses		175.83
Tobacco Tax		54.51
Road Tax .21		102.71
Municipal Real Estate Licenses		2.81
TOTAL PAID TO THE TOWN OF NORTH JOHNS	\$	9,829.54



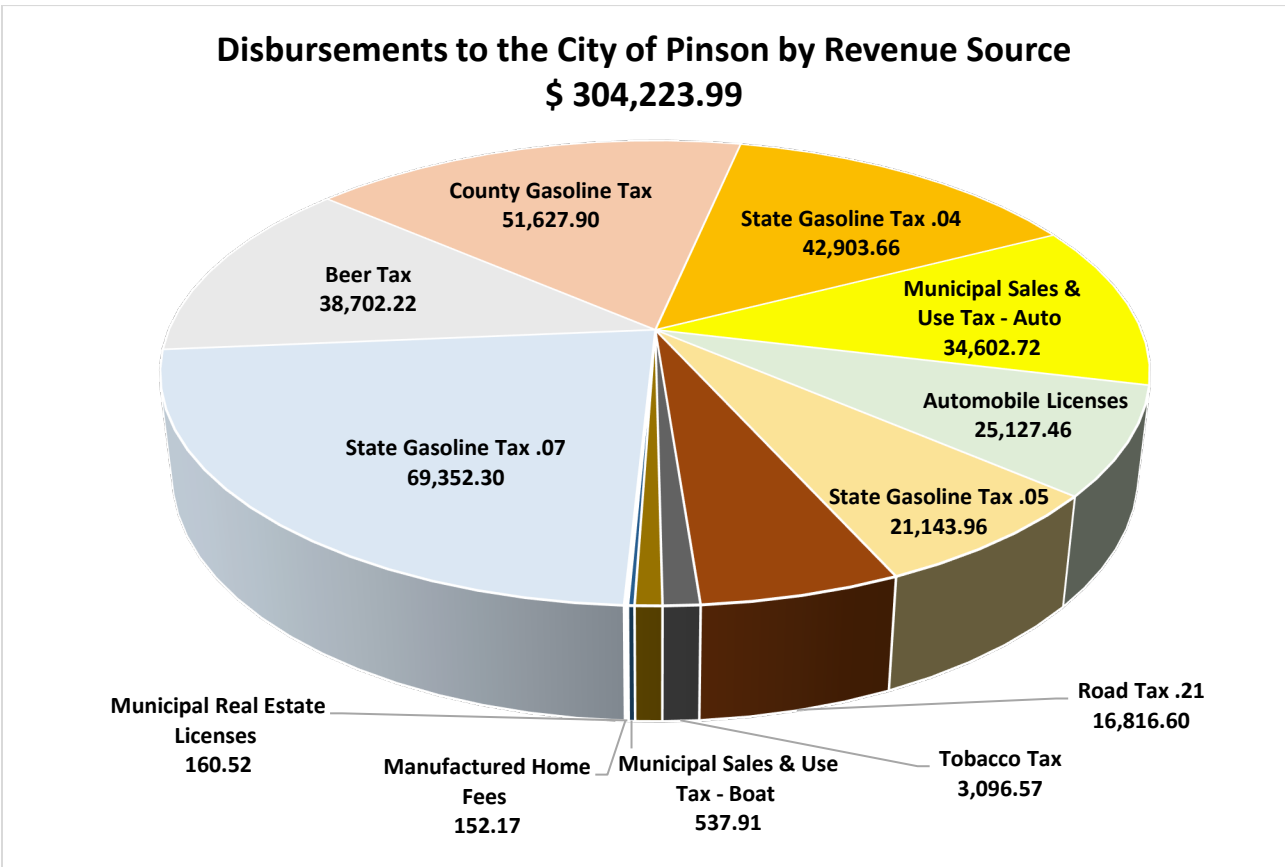
DISBURSEMENTS TO THE CITY OF PINSON

October 1, 2024 through September 30, 2025

Number of Vehicle Registrations	9,857
Total Assessed Value of all taxable vehicles registered in the City	\$ 17,326,940

SOURCE OF REVENUE

State Gasoline Tax .07	\$	69,352.30
Beer Tax		38,702.22
County Gasoline Tax		51,627.90
State Gasoline Tax .04		42,903.66
Municipal Sales & Use Tax - Auto		34,602.72
Automobile Licenses		25,127.46
State Gasoline Tax .05		21,143.96
Road Tax .21		16,816.60
Tobacco Tax		3,096.57
Municipal Sales & Use Tax - Boat		537.91
Municipal Real Estate Licenses		160.52
Manufactured Home Fees		152.17
TOTAL PAID TO THE CITY OF PINSON	\$	304,223.99



DISBURSEMENTS TO THE CITY OF PLEASANT GROVE

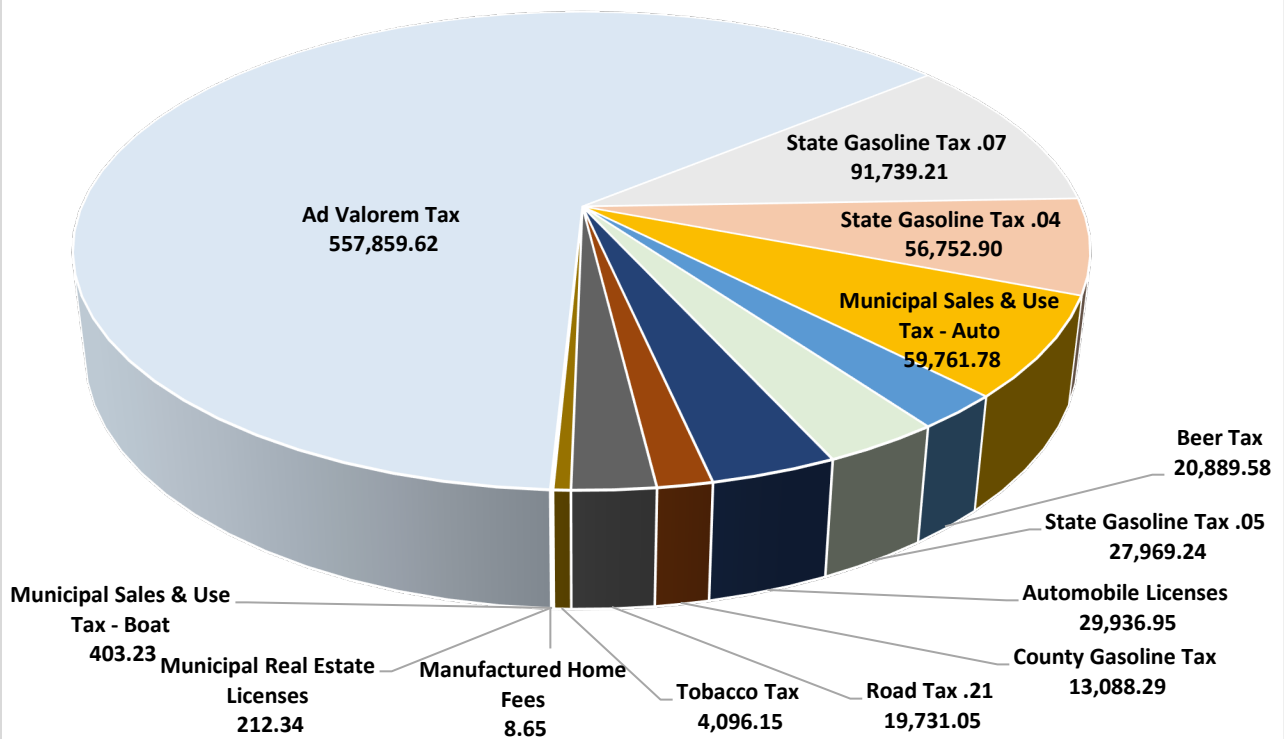
October 1, 2024 through September 30, 2025

	Number of Vehicle Registrations	11,536
	<i>Total Assessed Value of all taxable vehicles registered in the City</i>	<i>\$ 20,220,260</i>

SOURCE OF REVENUE

Ad Valorem Tax	\$ 557,859.62
State Gasoline Tax .07	91,739.21
State Gasoline Tax .04	56,752.90
Municipal Sales & Use Tax - Auto	59,761.78
Beer Tax	20,889.58
State Gasoline Tax .05	27,969.24
Automobile Licenses	29,936.95
County Gasoline Tax	13,088.29
Road Tax .21	19,731.05
Tobacco Tax	4,096.15
Municipal Sales & Use Tax - Boat	403.23
Municipal Real Estate Licenses	212.34
Manufactured Home Fees	8.65
TOTAL PAID TO THE CITY OF PLEASANT GROVE	\$ 882,448.99

Disbursements to the City of Pleasant Grove by Revenue Source
\$ 882,448.99



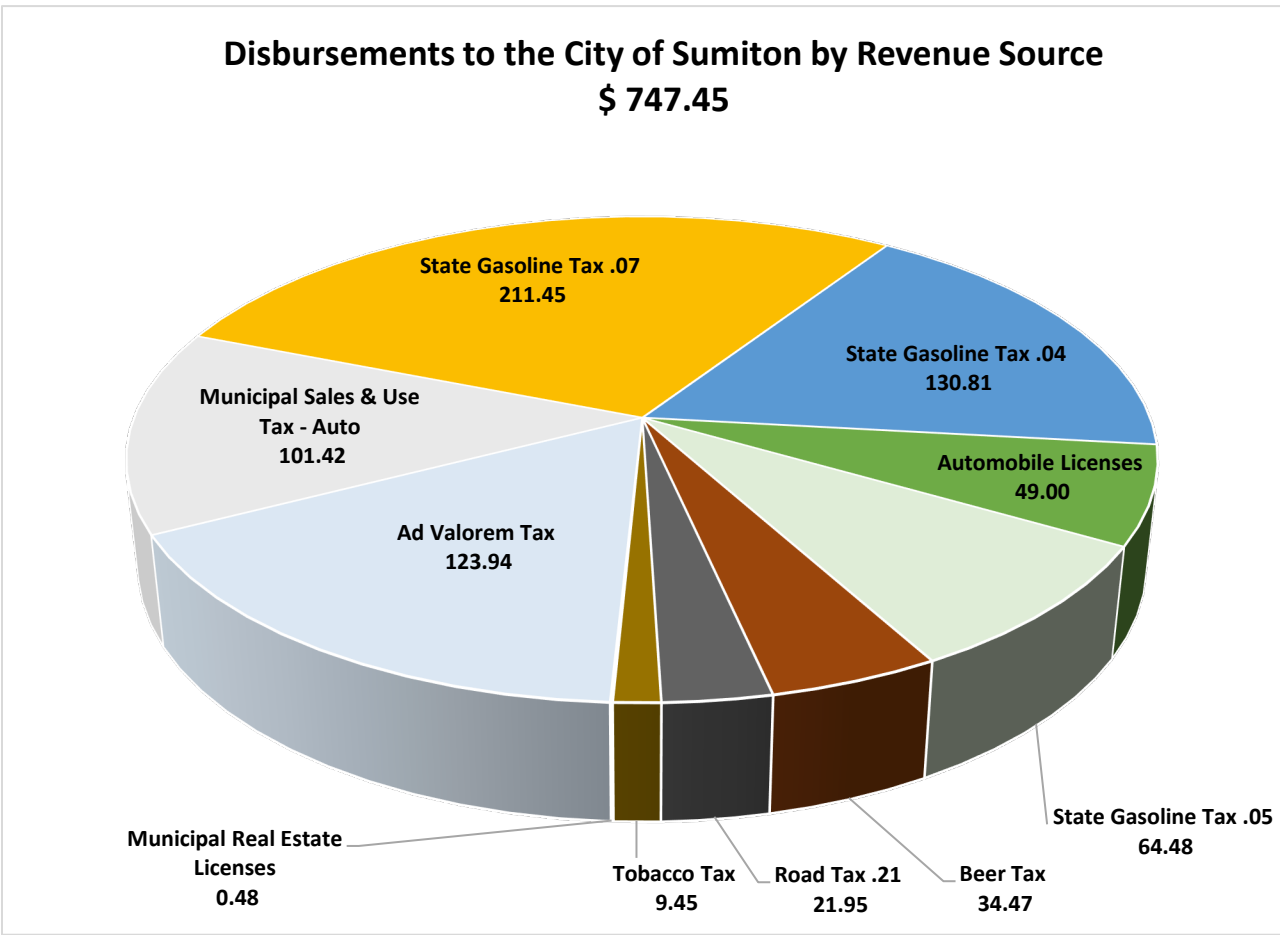
DISBURSEMENTS TO THE CITY OF SUMITON

October 1, 2024 through September 30, 2025

Number of Vehicle Registrations	40
<i>Total Assessed Value of all taxable vehicles registered in the City</i>	<i>\$ 21,880</i>

SOURCE OF REVENUE

Ad Valorem Tax	\$ 123.94
State Gasoline Tax .07	211.45
Municipal Sales & Use Tax – Auto	101.42
State Gasoline Tax .04	130.81
Automobile Licenses	49.00
State Gasoline Tax .05	64.48
Beer Tax	34.47
Road Tax .21	21.95
Tobacco Tax	9.45
Municipal Real Estate Licenses	0.48
TOTAL PAID TO THE CITY OF SUMITON	\$ 747.45



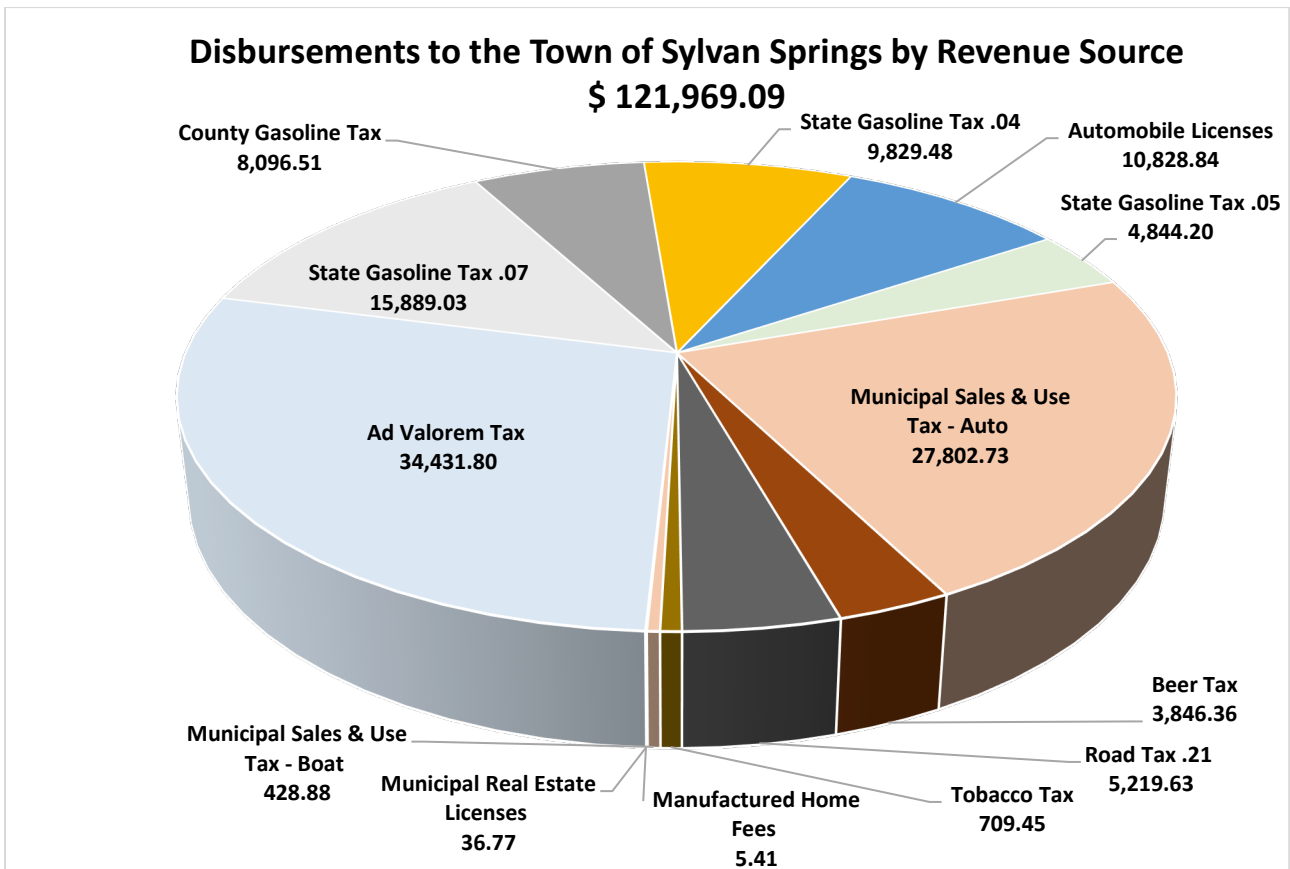
DISBURSEMENTS TO THE TOWN OF SYLVAN SPRINGS

October 1, 2024 through September 30, 2025

Number of Vehicle Registrations	1,979
Total Assessed Value of all taxable vehicles registered in the Town	\$ 5,315,360

SOURCE OF REVENUE

Ad Valorem Tax	\$	34,431.80
State Gasoline Tax .07		15,889.03
County Gasoline Tax		8,096.51
State Gasoline Tax .04		9,829.48
Automobile Licenses		10,828.84
State Gasoline Tax .05		4,844.20
Municipal Sales & Use Tax - Auto		27,802.73
Beer Tax		3,846.36
Road Tax .21		5,219.63
Tobacco Tax		709.45
Municipal Sales & Use Tax - Boat		428.88
Municipal Real Estate Licenses		36.77
Manufactured Home Fees		5.41
TOTAL PAID TO THE CITY OF SYLVAN SPRINGS	\$	121,969.09



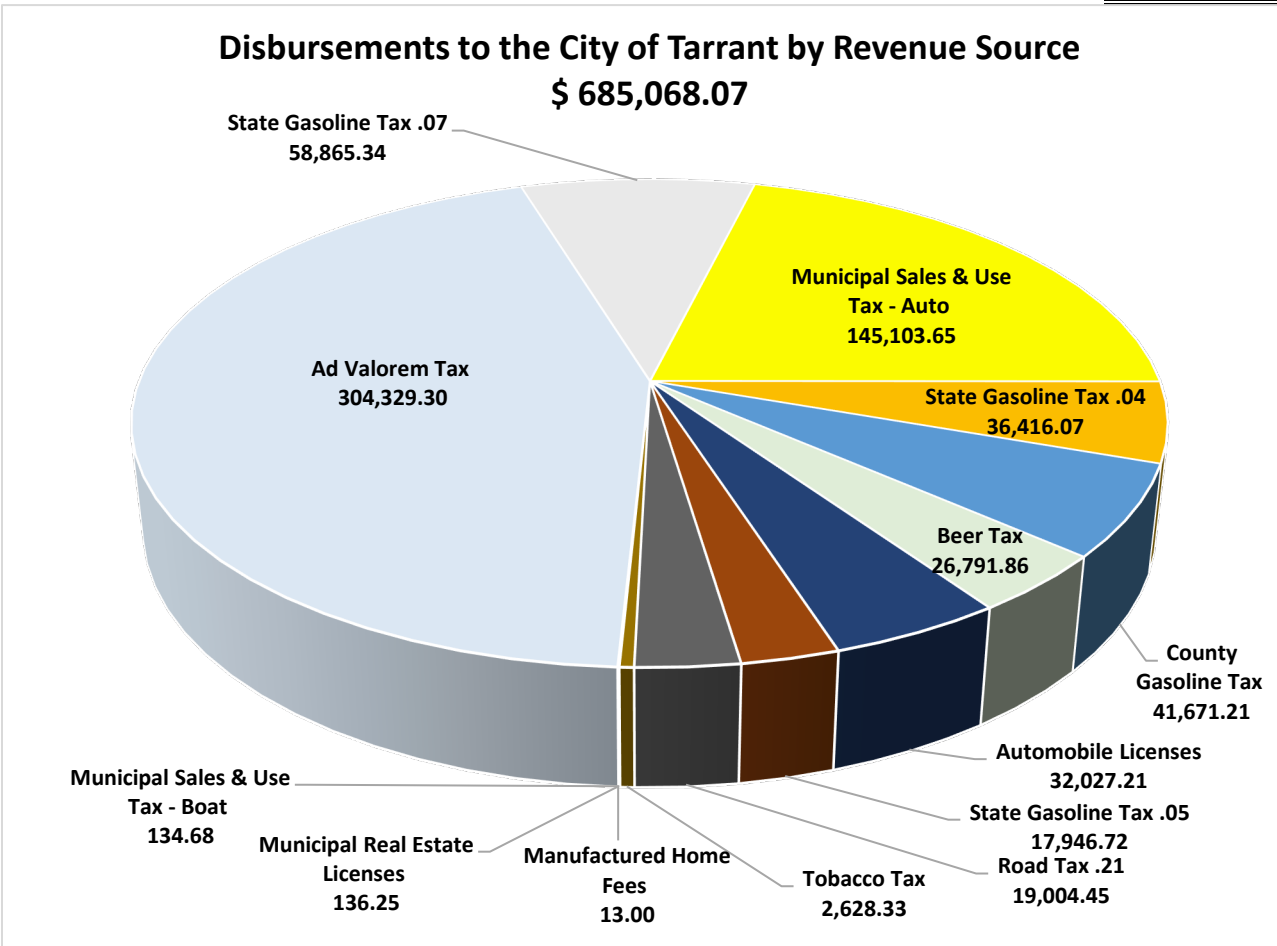
DISBURSEMENTS TO THE CITY OF TARRANT

October 1, 2024 through September 30, 2025

	Number of Vehicle Registrations	7,342
<i>Total Assessed Value of all taxable vehicles registered in the City</i>		\$ 19,203,940

SOURCE OF REVENUE

Ad Valorem Tax	\$ 304,329.30
State Gasoline Tax .07	58,865.34
Municipal Sales & Use Tax - Auto	145,103.65
State Gasoline Tax .04	36,416.07
County Gasoline Tax	41,671.21
Beer Tax	26,791.86
Automobile Licenses	32,027.21
State Gasoline Tax .05	17,946.72
Road Tax .21	19,004.45
Tobacco Tax	2,628.33
Municipal Real Estate Licenses	136.25
Manufactured Home Fees	13.00
Municipal Sales & Use Tax – Boat	134.68
TOTAL PAID TO THE CITY OF TARRANT	\$ 685,068.07



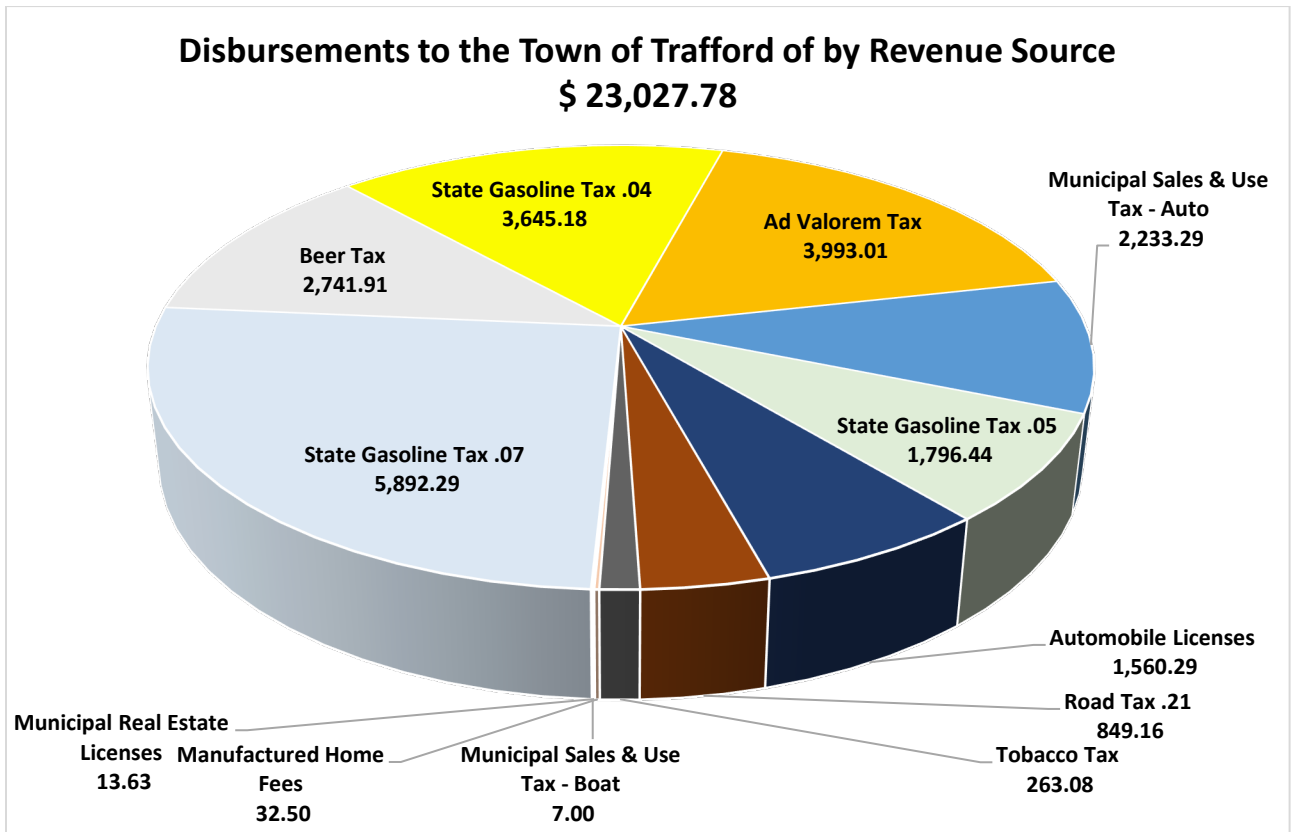
DISBURSEMENTS TO THE TOWN OF TRAFFORD

October 1, 2024 through September 30, 2025

Number of Vehicle Registrations	648
Total Assessed Value of all taxable vehicles registered in the Town	\$ 888,520

SOURCE OF REVENUE

State Gasoline Tax .07	\$	5,892.29
State Gasoline Tax .04		3,645.18
Ad Valorem Tax		3,993.01
Beer Tax		2,741.91
Municipal Sales & Use Tax - Auto		2,233.29
State Gasoline Tax .05		1,796.44
Automobile Licenses		1,560.29
Road Tax .21		849.16
Tobacco Tax		263.08
Municipal Sales & Use Tax – Boat		7.00
Manufactured Home Fees		32.50
Municipal Real Estate Licenses		13.63
TOTAL PAID TO THE TOWN OF TRAFFORD	\$	23,027.78



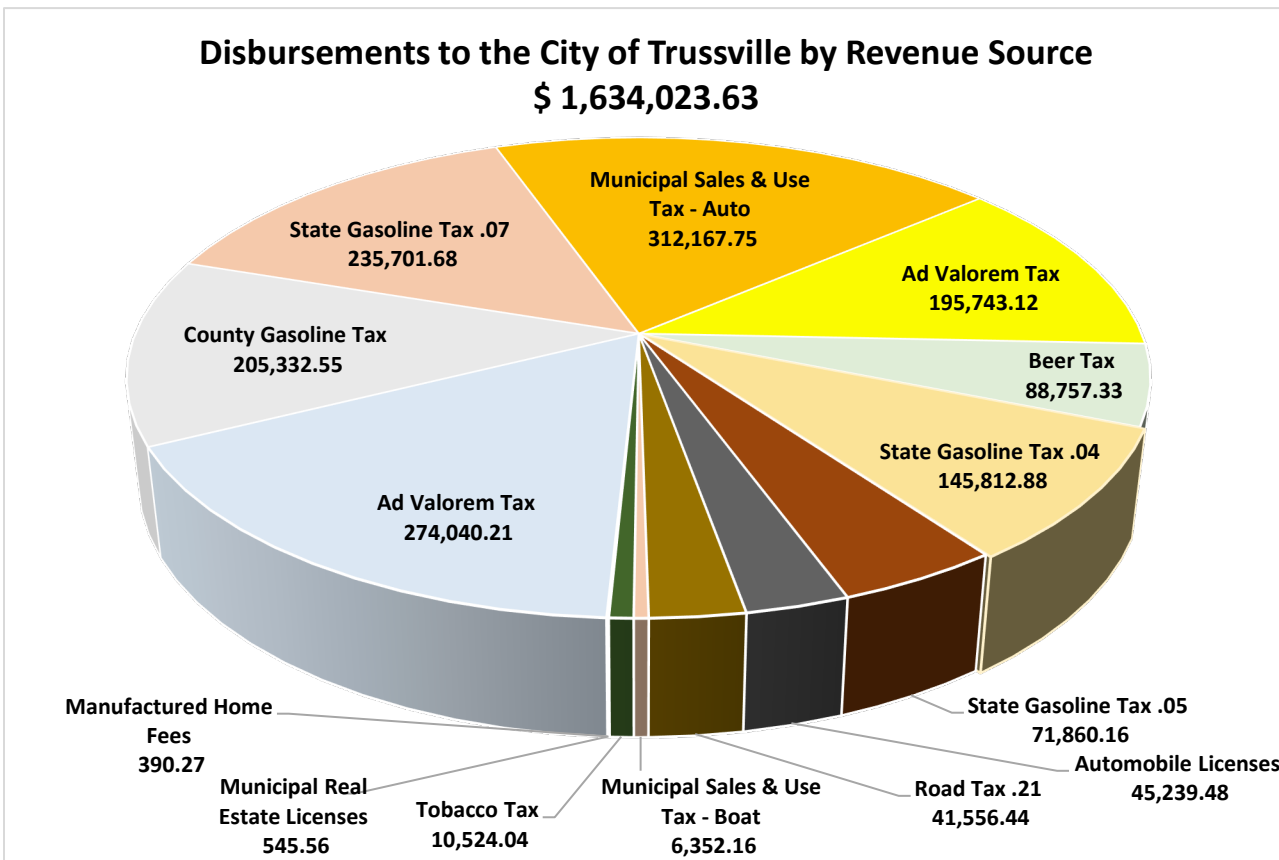
DISBURSEMENTS TO THE CITY OF TRUSSVILLE

October 1, 2024 through September 30, 2025

	Number of Vehicle Registrations	17,025
	<i>Total Assessed Value of all taxable vehicles registered in the City</i>	<i>\$ 43,096,680</i>

SOURCE OF REVENUE

Ad Valorem Tax	\$ 274,040.21
County Gasoline Tax	205,332.55
State Gasoline Tax .07	235,701.68
Municipal Sales & Use Tax - Auto	312,167.75
Ad Valorem Tax	195,743.12
Beer Tax	88,757.33
State Gasoline Tax .04	145,812.88
State Gasoline Tax .05	71,860.16
Automobile Licenses	45,239.48
Road Tax .21	41,556.44
Municipal Sales & Use Tax - Boat	6,352.16
Tobacco Tax	10,524.04
Municipal Real Estate Licenses	545.56
Manufactured Home Fees	390.27
TOTAL PAID TO THE CITY OF TRUSSVILLE	<u>\$ 1,634,023.63</u>



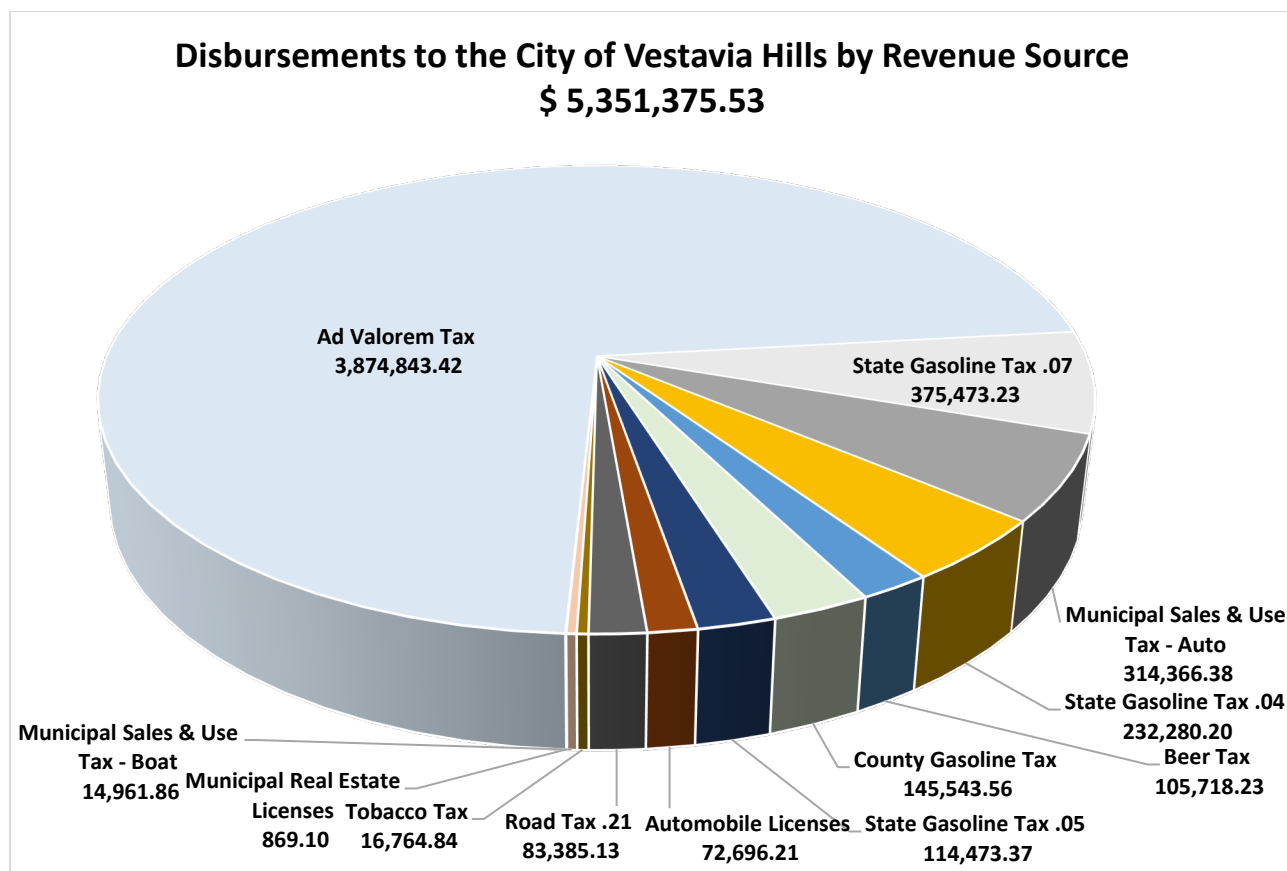
DISBURSEMENTS TO THE CITY OF VESTAVIA HILLS

October 1, 2024 through September 30, 2025

	Number of Vehicle Registrations	29,280
	<i>Total Assessed Value of all taxable vehicles registered in the City</i>	<i>\$ 87,281,940</i>

SOURCE OF REVENUE

Ad Valorem Tax	\$ 3,874,843.42
State Gasoline Tax .07	375,473.23
Municipal Sales & Use Tax - Auto	314,366.38
State Gasoline Tax .04	232,280.20
Beer Tax	105,718.23
County Gasoline Tax	145,543.56
State Gasoline Tax .05	114,473.37
Automobile Licenses	72,696.21
Road Tax .21	83,385.13
Tobacco Tax	16,764.84
Municipal Sales & Use Tax - Boat	14,961.86
Municipal Real Estate Licenses	869.10
TOTAL PAID TO THE CITY OF VESTAVIA HILLS	\$ 5,351,375.53



DISBURSEMENTS TO THE CITY OF WARRIOR

October 1, 2024 through September 30, 2025

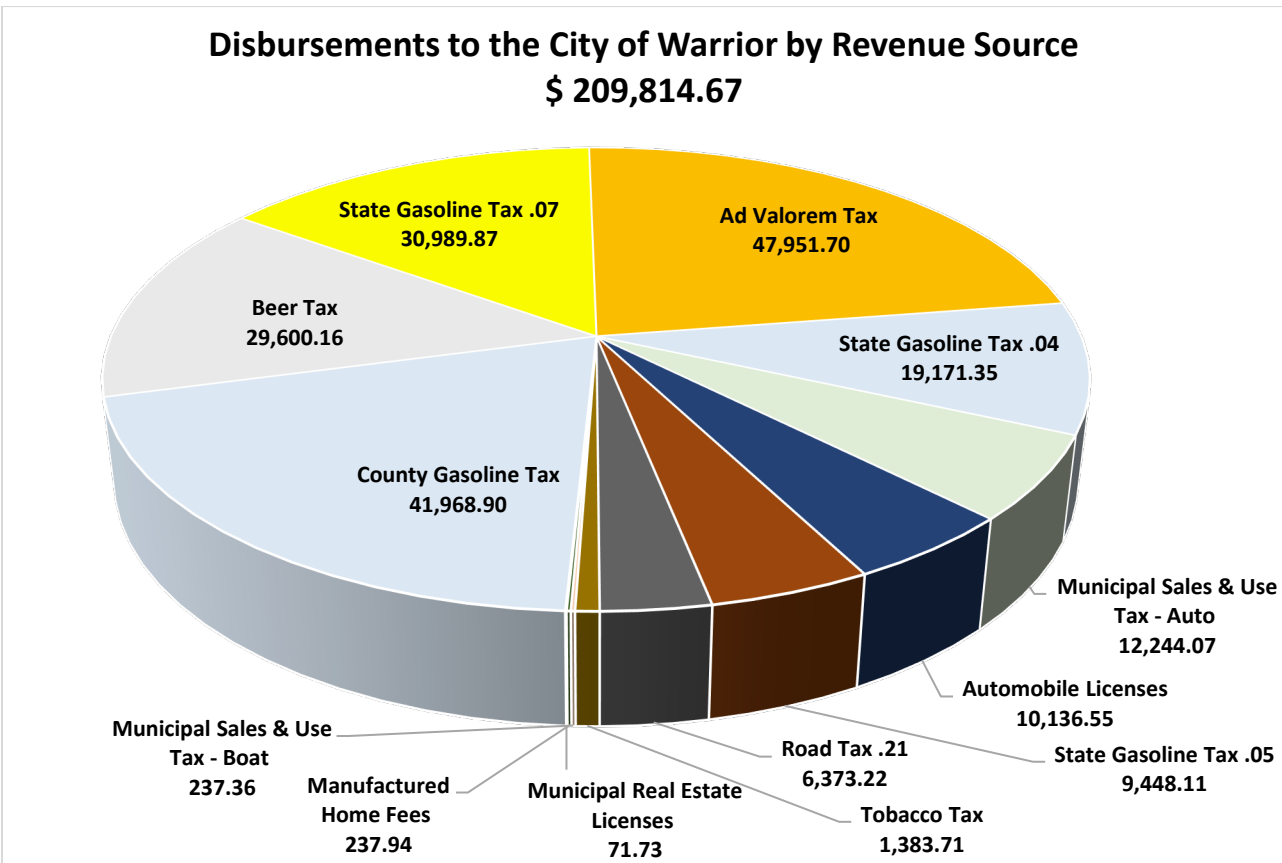
Number of Vehicle Registrations	3,868
Total Assessed Value of all taxable vehicles registered in the City	\$ 6,599,180

SOURCE OF REVENUE

County Gasoline Tax	\$	41,968.90
Beer Tax		29,600.16
State Gasoline Tax .07		30,989.87
Ad Valorem Tax		47,951.70
State Gasoline Tax .04		19,171.35
Municipal Sales & Use Tax - Auto		12,244.07
Automobile Licenses		10,136.55
State Gasoline Tax .05		9,448.11
Road Tax .21		6,373.22
Tobacco Tax		1,383.71
Municipal Sales & Use Tax - Boat		237.36
Manufactured Home Fees		237.94
Municipal Real Estate Licenses		71.73

TOTAL PAID TO THE CITY OF WARRIOR

\$ 209,814.67



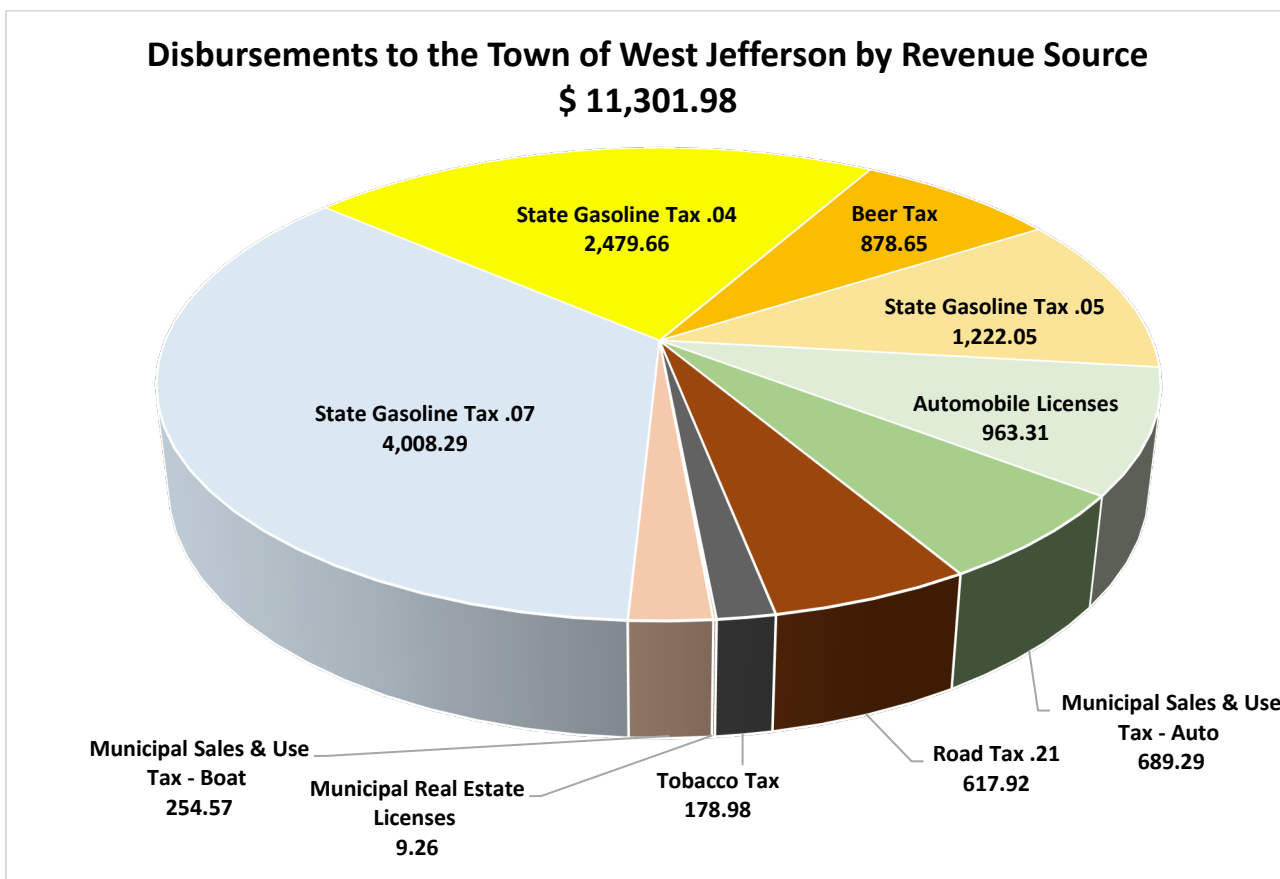
DISBURSEMENTS TO THE TOWN OF WEST JEFFERSON

October 1, 2024 through September 30, 2025

<i>Number of Vehicle Registrations</i>	425
<i>Total Assessed Value of all taxable vehicles registered in the Town</i>	\$ 650,620

SOURCE OF REVENUE

State Gasoline Tax .07	\$ 4,008.29
State Gasoline Tax .04	2,479.66
Beer Tax	878.65
State Gasoline Tax .05	1,222.05
Automobile Licenses	963.31
Municipal Sales & Use Tax - Auto	689.29
Road Tax .21	617.92
Tobacco Tax	178.98
Municipal Real Estate Licenses	9.26
Municipal Sales & Use Tax - Boat	254.57
TOTAL PAID TO THE TOWN OF WEST JEFFERSON	\$ 11,301.98



DISBURSEMENTS TO THE BESSEMER BOARD OF EDUCATION

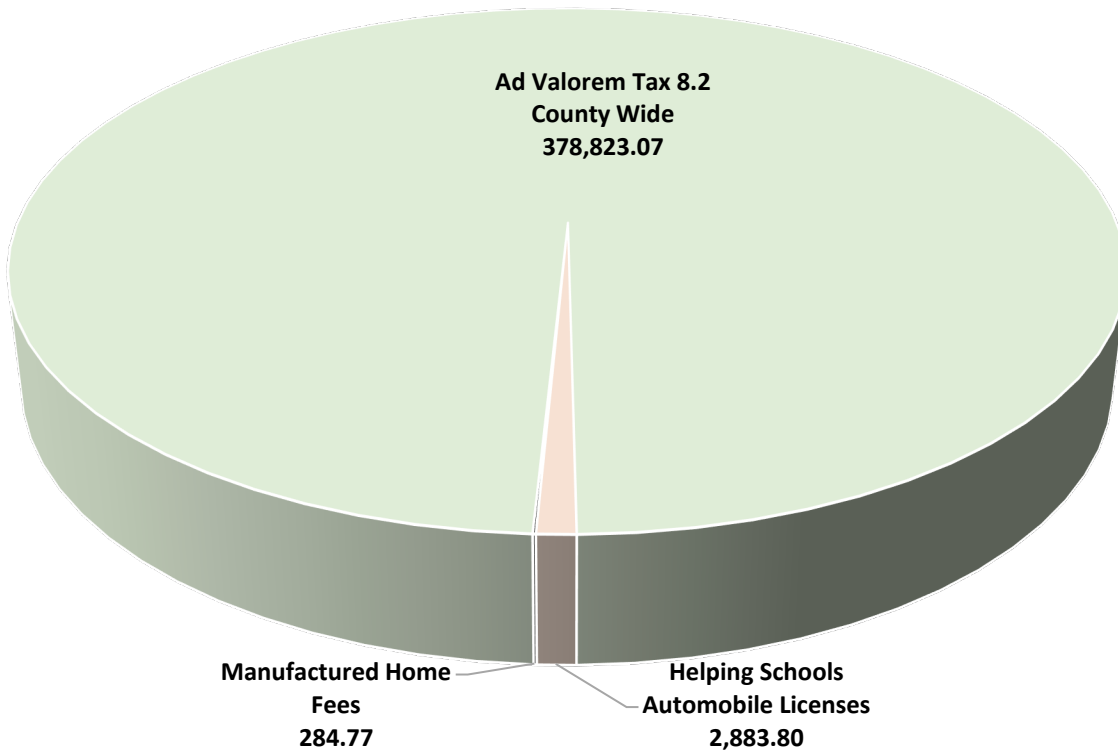
October 1, 2024 through September 30, 2025

<i>Total Assessed Value of all taxable vehicles registered in the District</i>	\$	59,750,940
--	----	-------------------

SOURCE OF REVENUE

Ad Valorem Tax 8.2 County-Wide	\$	378,823.07
Helping Schools Automobile Licenses		2,883.80
Manufactured Home Fees		284.77
TOTAL PAID TO BESSEMER BOARD OF EDUCATION	\$	381,991.64

**Disbursements to the
Bessemer Board of Education
by Revenue Source
\$381,991.64**



DISBURSEMENTS TO THE BIRMINGHAM BOARD OF EDUCATION

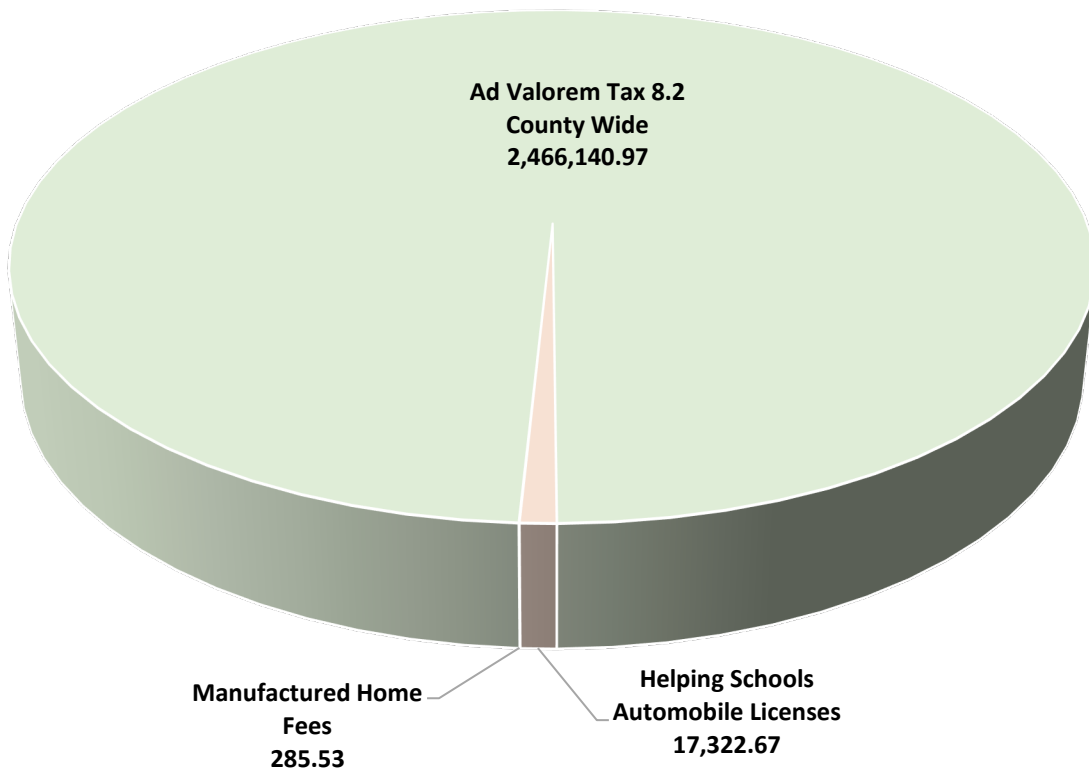
October 1, 2024 through September 30, 2025

<i>Total Assessed Value of all taxable vehicles registered in the District</i>	\$	420,138,260
--	-----------	--------------------

SOURCE OF REVENUE

Ad Valorem Tax 8.2 County-Wide	\$	2,466,140.97
Helping Schools Automobile Licenses		17,322.67
Manufactured Home Fees		285.53
TOTAL PAID TO BIRMINGHAM BOARD OF EDUCATION	\$	2,483,749.17

**Disbursements to the
Birmingham Board of Education
by Revenue Source
\$2,483,749.17**



DISBURSEMENTS TO THE FAIRFIELD BOARD OF EDUCATION

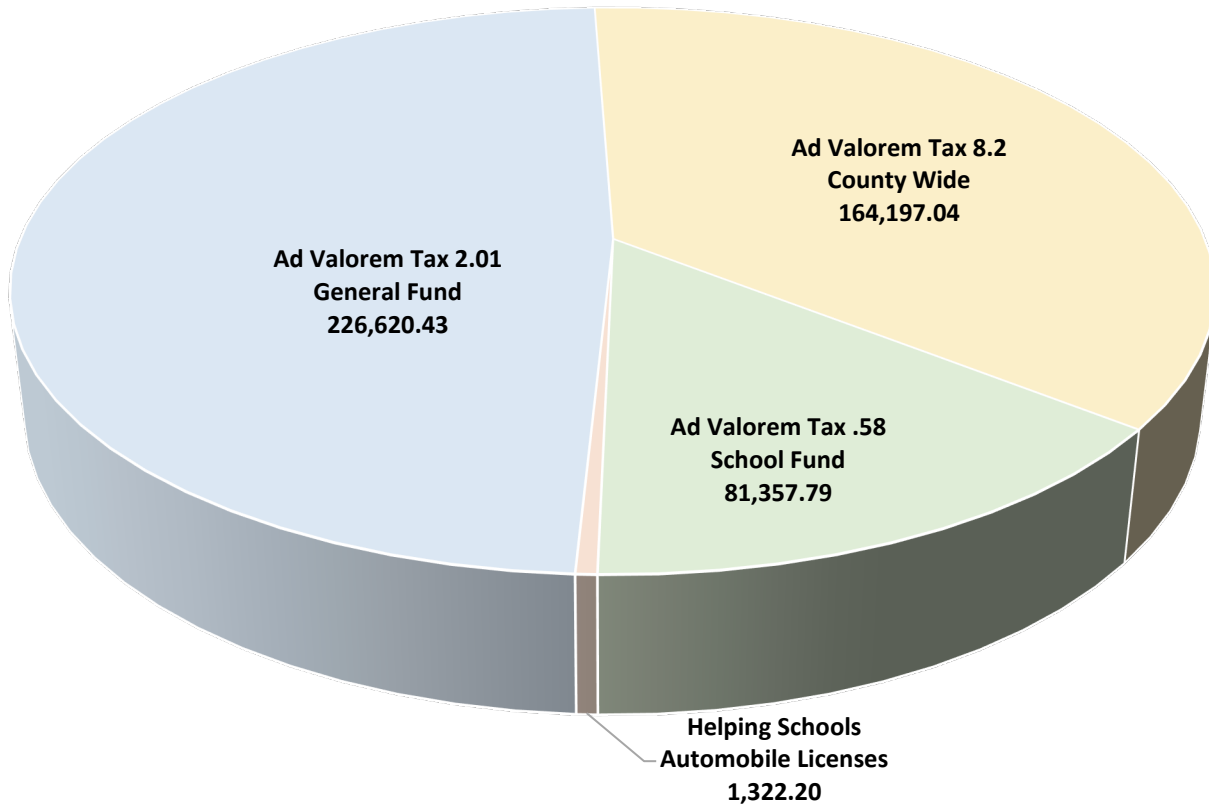
October 1, 2024 through September 30, 2025

Total Assessed Value of all taxable vehicles registered in the District	\$	12,697,220
--	-----------	-------------------

SOURCE OF REVENUE

Ad Valorem Tax 2.01 General Fund	\$	226,620.43
Ad Valorem Tax 8.2 County-Wide		164,197.04
Ad Valorem Tax .58 School Fund		81,357.79
Helping Schools Automobile Licenses		1,322.20
TOTAL PAID TO FAIRFIELD BOARD OF EDUCATION	\$	473,497.46

**Disbursements to the
Fairfield Board of Education
by Revenue Source
\$473,497.46**



DISBURSEMENTS TO THE HOMEWOOD BOARD OF EDUCATION

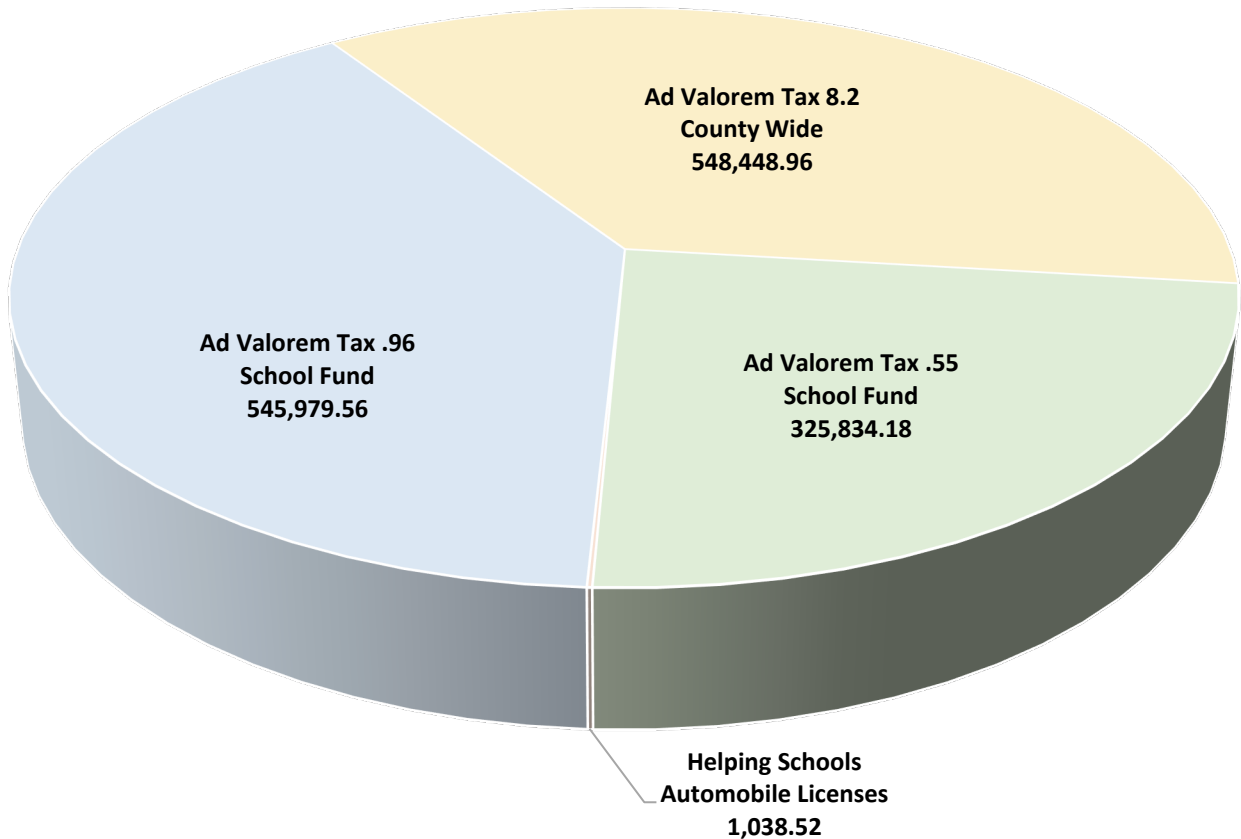
October 1, 2024 through September 30, 2025

<i>Total Assessed Value of all taxable vehicles registered in the District</i>	\$	61,815,580
--	----	-------------------

SOURCE OF REVENUE

Ad Valorem Tax .96 School Fund	\$	545,979.56
Ad Valorem Tax 8.2 County-Wide		548,448.96
Ad Valorem Tax .55 School Fund		325,834.18
Helping Schools Automobile Licenses		1,038.52
TOTAL PAID TO HOMEWOOD BOARD OF EDUCATION	\$	<u>1,421,301.22</u>

**Disbursements to the
Homewood Board of Education
by Revenue Source
\$1,421,301.22**



DISBURSEMENTS TO THE HOOVER BOARD OF EDUCATION

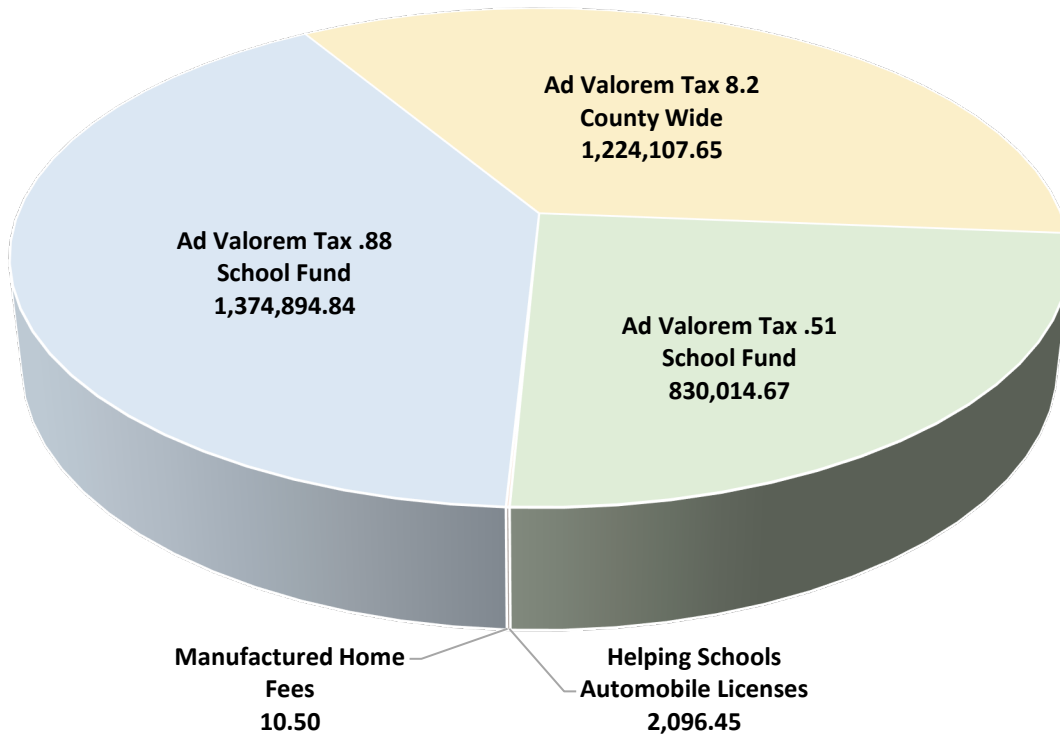
October 1, 2024 through September 30, 2025

Total Assessed Value of all taxable vehicles registered in the District	\$ 170,721,280
--	-----------------------

SOURCE OF REVENUE

Ad Valorem Tax .88 School Fund	\$	1,374,894.84
Ad Valorem Tax 8.2 County-Wide		1,224,107.65
Ad Valorem Tax .51 School Fund		830,014.67
Helping Schools Automobile Licenses		2,096.45
Manufactured Home Fees		10.50
TOTAL PAID TO HOOVER BOARD OF EDUCATION	\$	3,431,124.11

**Disbursements to the
Hoover Board of Education
by Revenue Source
\$3,431,124.11**



DISBURSEMENTS TO THE LEEDS BOARD OF EDUCATION

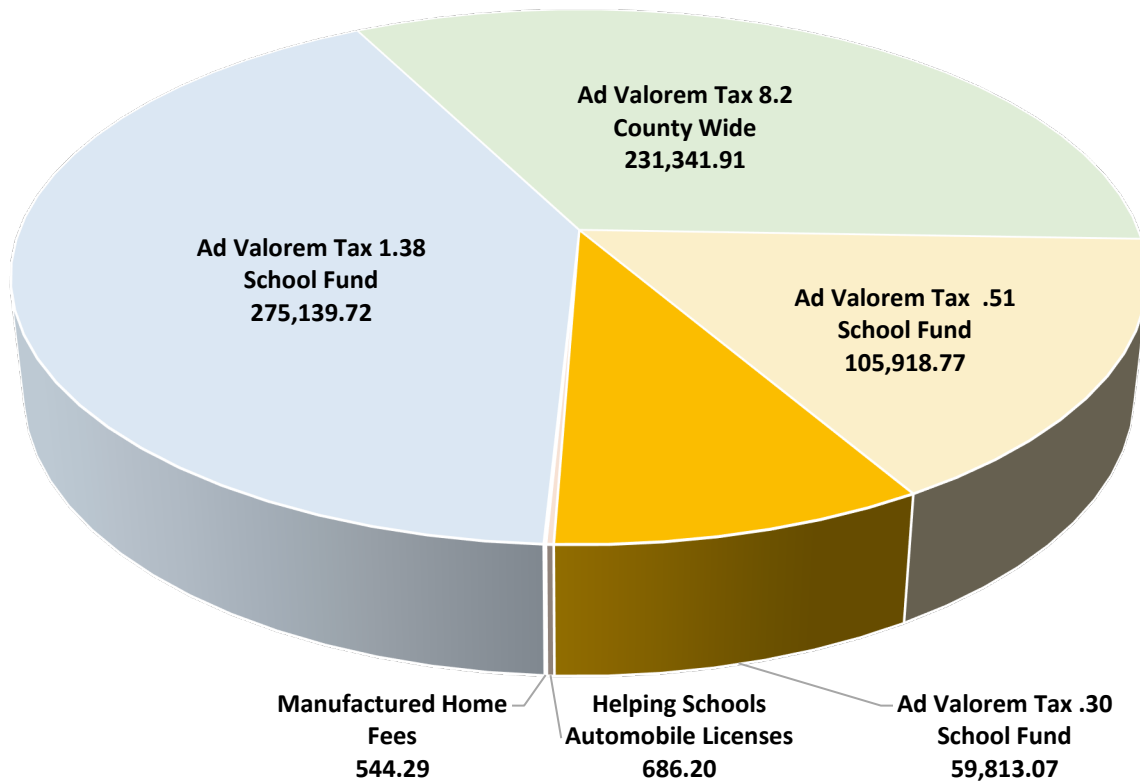
October 1, 2024 through September 30, 2025

Total Assessed Value of all taxable vehicles registered in the District	\$	21,690,520
--	-----------	-------------------

SOURCE OF REVENUE

Ad Valorem Tax 1.38 School Fund	\$	275,139.72
Ad Valorem Tax 8.2 County-Wide		231,341.91
Ad Valorem Tax .51 School Fund		105,918.77
Ad Valorem Tax .30 School Fund		59,813.07
Helping Schools Automobile Licenses		686.20
Manufactured Home Fees		544.29
TOTAL PAID TO LEEDS BOARD OF EDUCATION	\$	673,443.96

**Disbursements to the
Leeds Board of Education
by Revenue Source
\$673,443.96**



DISBURSEMENTS TO THE MIDFIELD BOARD OF EDUCATION

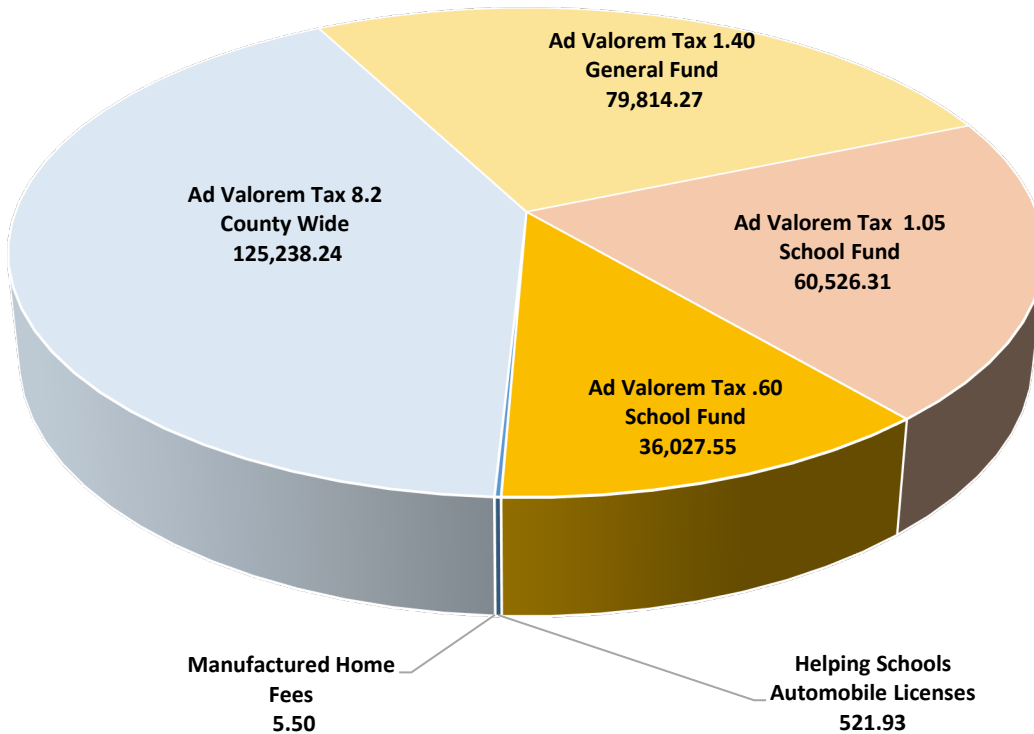
October 1, 2024 through September 30, 2025

Total Assessed Value of all taxable vehicles registered in the District	\$	6,157,620
--	-----------	------------------

SOURCE OF REVENUE

Ad Valorem Tax 8.2 County-Wide	\$	125,238.24
Ad Valorem Tax 1.40 General Fund		79,814.27
Ad Valorem Tax 1.05 School Fund		60,526.31
Ad Valorem Tax .60 School Fund		36,027.55
Helping Schools Automobile Licenses		521.93
Manufactured Home Fees		5.50
TOTAL PAID TO MIDFIELD BOARD OF EDUCATION	\$	302,133.80

**Disbursements to the
Midfield Board of Education
by Revenue Source
\$ 302,133.80**



DISBURSEMENTS TO THE MOUNTAIN BROOK BOARD OF EDUCATION

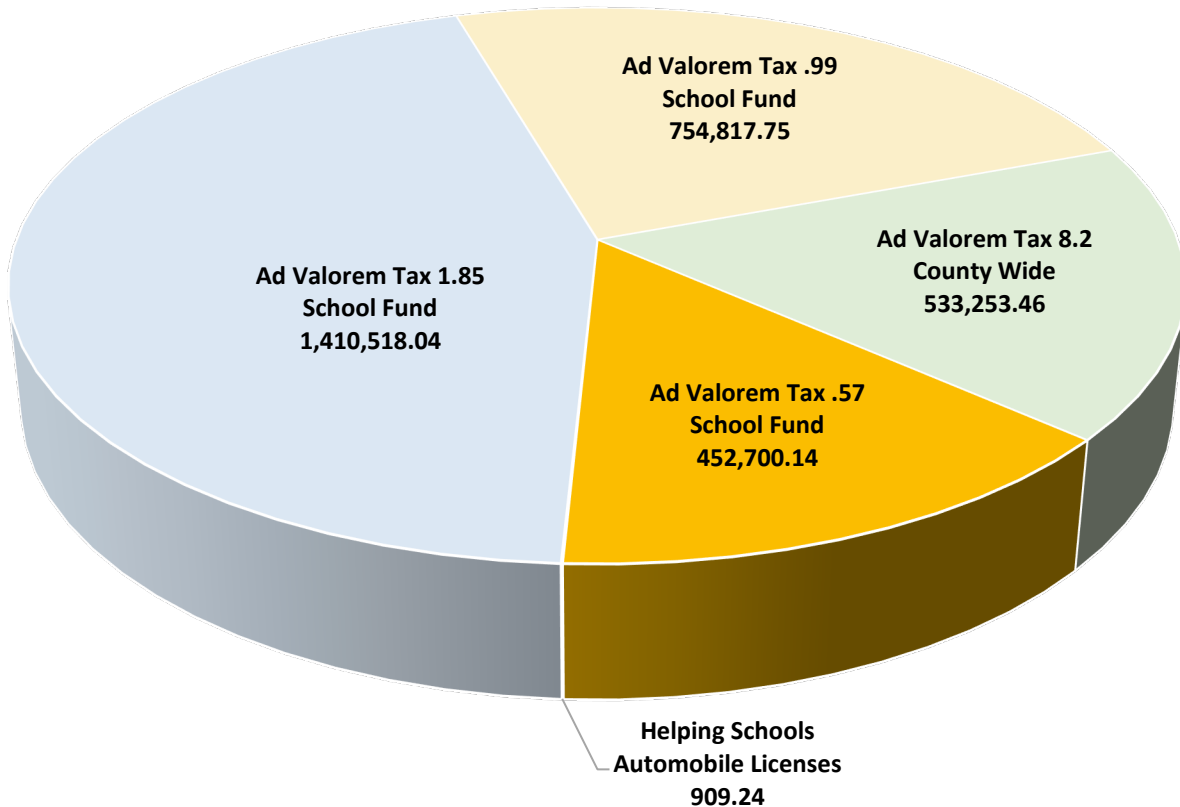
October 1, 2024 through September 30, 2025

Total Assessed Value of all taxable vehicles registered in the District	\$	83,815,580
--	-----------	-------------------

SOURCE OF REVENUE

Ad Valorem Tax 1.85 School Fund	\$	1,410,518.04
Ad Valorem Tax .99 School Fund		754,817.75
Ad Valorem Tax 8.2 County-Wide		533,253.46
Ad Valorem Tax .57 School Fund		452,700.14
Helping Schools Automobile Licenses		909.24
TOTAL PAID TO MOUNTAIN BROOK BOARD OF EDUCATION	\$	3,152,198.63

**Disbursements to the
Mountain Brook Board of Education
by Revenue Source
\$ 3,152,198.63**



DISBURSEMENTS TO THE TARRANT BOARD OF EDUCATION

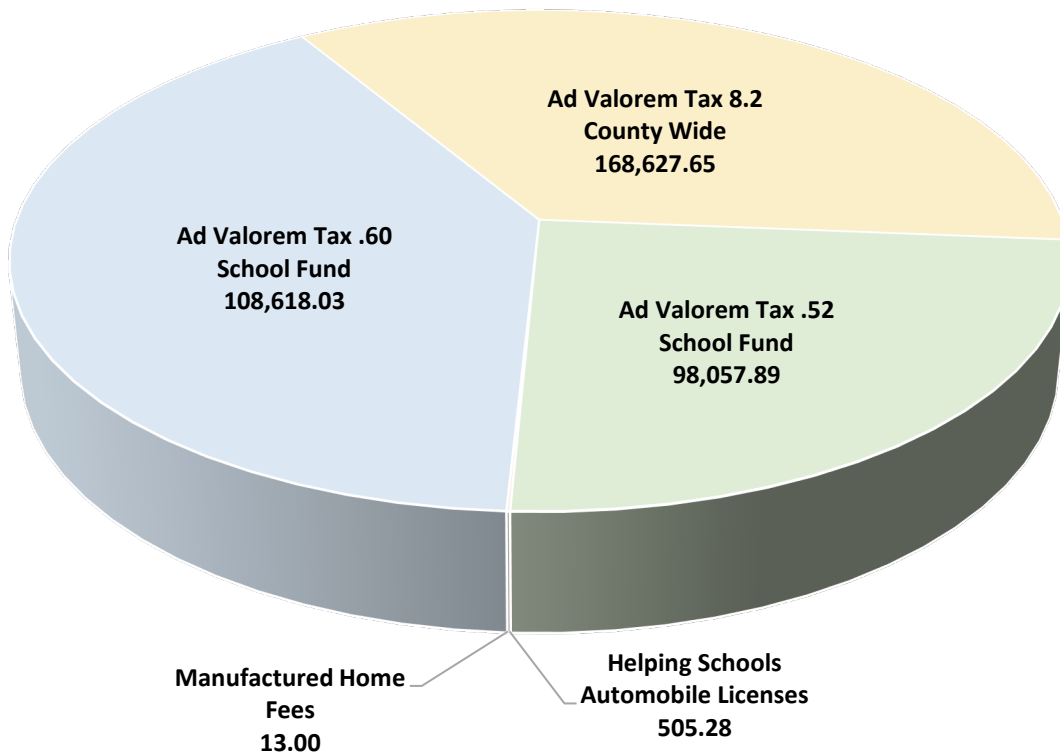
October 1, 2024 through September 30, 2025

<i>Total Assessed Value of all taxable vehicles registered in the District</i>	\$ 19,203,940
--	----------------------

SOURCE OF REVENUE

Ad Valorem Tax 8.2 County-Wide	\$	168,627.65
Ad Valorem Tax .60 School Fund		108,618.03
Ad Valorem Tax .52 School Fund		98,057.89
Helping Schools Automobile Licenses		505.28
Manufactured Home Fees		13.00
TOTAL PAID TO TARRANT BOARD OF EDUCATION	\$	375,821.85

**Disbursements to the
Tarrant Board of Education
by Revenue Source
\$375,821.85**



DISBURSEMENTS TO THE TRUSSVILLE BOARD OF EDUCATION

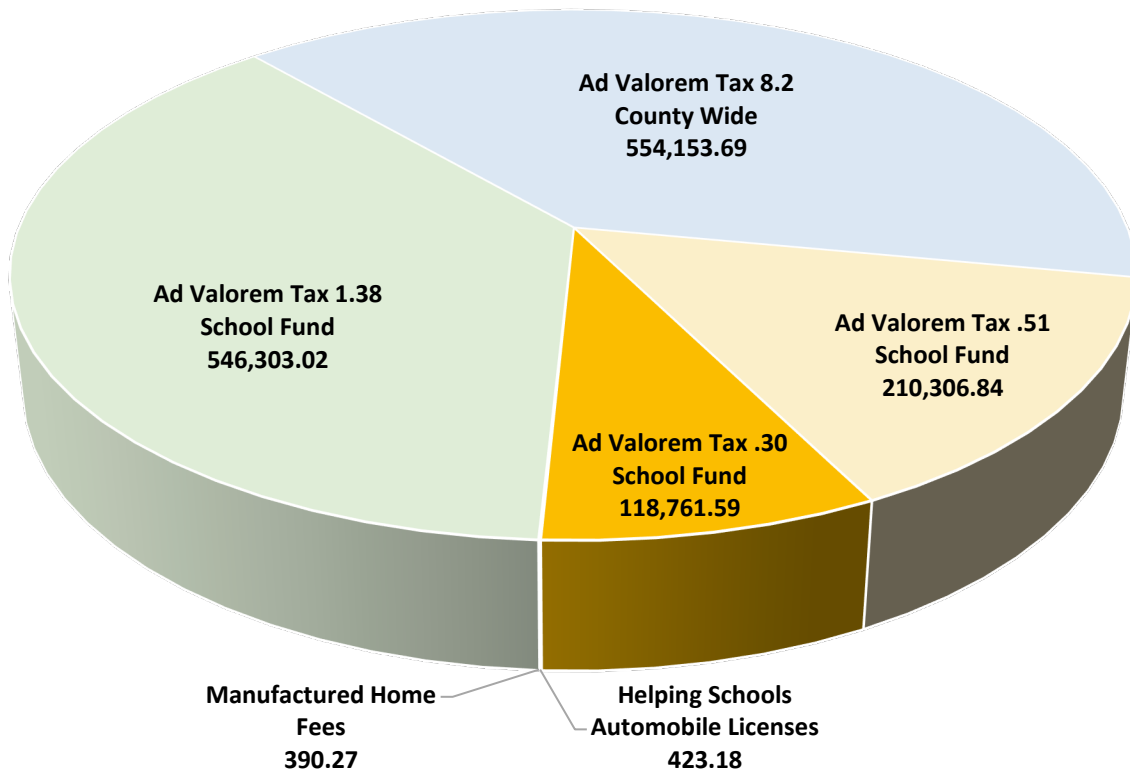
October 1, 2024 through September 30, 2025

Total Assessed Value of all taxable vehicles registered in the District	\$ 43,096,680
--	----------------------

SOURCE OF REVENUE

Ad Valorem Tax 1.38 School Fund	\$	546,303.02
Ad Valorem Tax 8.2 County-Wide		554,153.69
Ad Valorem Tax .51 School Fund		210,306.84
Ad Valorem Tax .30 School Fund		118,761.59
Helping Schools Automobile Licenses		423.18
Manufactured Home Fees		390.27
TOTAL PAID TO TRUSSVILLE BOARD OF EDUCATION	\$	1,430,338.59

**Disbursements to the
Trussville Board of Education
by Revenue Source
\$ 1,430,338.59**



DISBURSEMENTS TO THE VESTAVIA HILLS BOARD OF EDUCATION

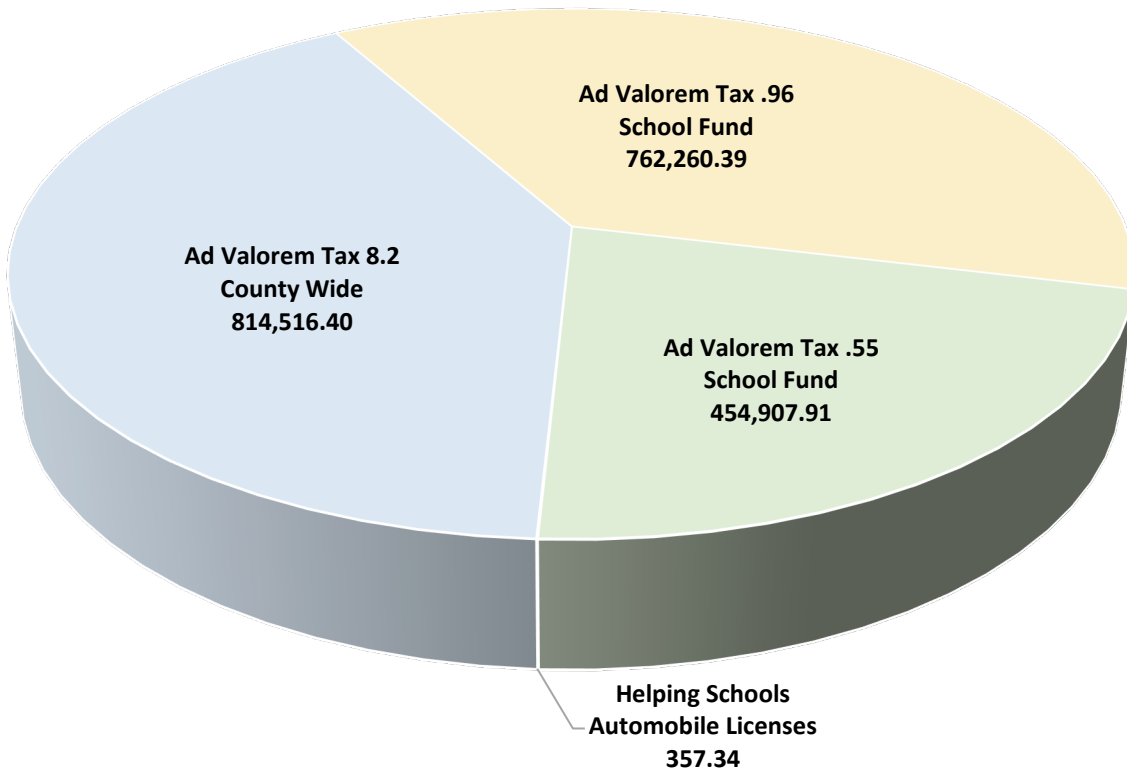
October 1, 2024 through September 30, 2025

Total Assessed Value of all taxable vehicles registered in the District	\$ 87,281,940
--	----------------------

SOURCE OF REVENUE

Ad Valorem Tax 8.2 County-Wide	\$	814,516.40
Ad Valorem Tax .96 School Fund		762,260.39
Ad Valorem Tax .55 School Fund		454,907.91
Helping Schools Automobile Licenses		357.34
TOTAL PAID TO VESTAVIA HILLS BOARD OF EDUCATION	\$	2,032,042.04

**Disbursements to the
Vestavia Hills Board of Education
by Revenue Source
\$2,032,042.04**



DISBURSEMENTS TO I 3 ACADEMY

October 1, 2024 through September 30, 2025

<i>Total Assessed Value of all taxable vehicles registered in the District</i>	\$	N/A
--	----	-----

SOURCE OF REVENUE

Ad Valorem Tax 8.2 County-Wide	\$	88,558.00
TOTAL PAID TO I 3 ACADEMY	\$	88,558.00

**Disbursements to
3 Academy
by Revenue Source
\$ 88,558.00**



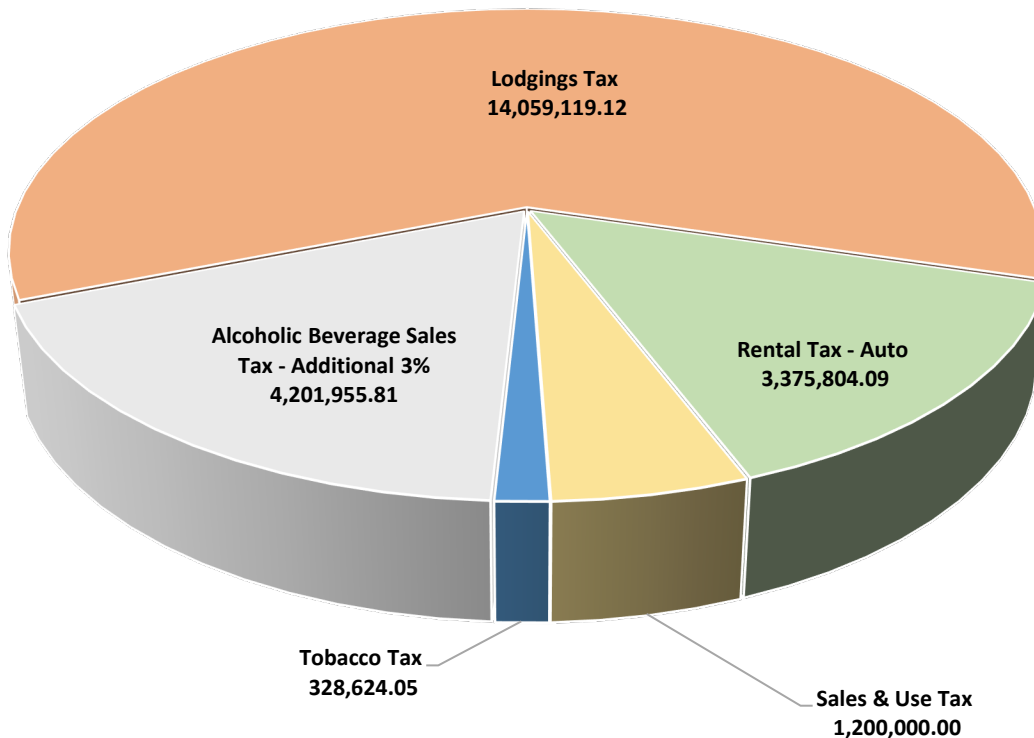
DISBURSEMENTS TO THE BIRMINGHAM-JEFFERSON CIVIC CENTER AUTHORITY

October 1, 2024 through September 30, 2025

SOURCE OF REVENUE

Lodgings Tax	\$ 14,059,119.12
Alcoholic Beverage Sales Tax - Additional 3%	4,201,955.81
Renter's Tax - Auto	3,375,804.09
Sales & Use Tax	1,200,000.00
Tobacco Tax	328,624.05
TOTAL PAID TO BIRMINGHAM-JEFFERSON CIVIC CENTER AUTHORITY	\$ 23,165,503.07

**Disbursements to the
Birmingham-Jefferson Civic Center Authority
by Revenue Source
\$23,165,503.07**



DETAILED DISBURSEMENTS TO OTHER AGENCIES

October 1, 2024 through September 30, 2025

BIRMINGHAM-JEFFERSON COUNTY TRANSIT AUTHORITY

Source: Beer Tax	\$ 1,810,221.08
------------------	-----------------

CITIZENSHIP TRUST / STATE VETERANS LIVING AGENCY

Source: Driver License	\$ 10,487.00
------------------------	--------------

GREATER BIRMINGHAM CONVENTION AND VISTORS BUREAU

Source: Lodgings Tax	\$ 10,506,819.78
----------------------	------------------

SPECIAL REVENUE SALES & USE TAX REVENUE ACCOUNT

	Retail	\$	145,797,367.42
	Automobiles & Boats		1,373,842.98
	From Municipalities		6,891.24
TOTAL PAID TO SPECIAL REVENUE SALES & USE TAX		\$	147,178,101.64

JEFFERSON COUNTY HEALTH DEPARTMENT

Source: Sales & Use Tax	\$ 29,160,096.64
-------------------------	------------------

JUVENILE HEALTH CARE BOARD

Source: Shrine Tags	\$ 1,773.75
---------------------	-------------

SCHOOL DISTRICTS OUTSIDE JEFFERSON COUNTY

Source: Auto Licenses-Helping Schools	\$ 2,246.00
---------------------------------------	-------------

TENTH JUDICIAL CIRCUIT - DISTRICT ATTORNEY'S OFFICE

Source: Stop Domestic Violence Tags	\$ 3,382.50
-------------------------------------	-------------

JEFFERSON COUNTY AND MUNICIPALITY POPULATIONS

(According to 2020 Federal Census and Enumerations)

Incorporated Areas	Population
Adamsville	4,366
Argo	61
Bessemer	26,019
Birmingham	198,829
Brighton	2,337
Brookside	1,253
Cardiff	52
Center Point	16,406
Clay	10,291
County Line	94
Fairfield	10,000
Fultondale	9,876
Gardendale	16,044
Graysville	1,950
Helena	2,493
Homewood	26,414
Hoover	65,961
Hueytown	16,776
Irondale	13,497
Kimberly	3,841
Lake View	305
Leeds	10,164
Lipscomb	2,086
Maytown	316
Midfield	5,211
Morris	2,259
Mountain Brook	22,461
Mulga	784
North Johns	127
Pinson	7,215
Pleasant Grove	9,544
Sumiton	22
Sylvan Springs	1,653
Tarrant	6,397
Trafford	613
Trussville	24,521
Vestavia Hills	39,062
Warrior	3,224
West Jefferson	417
Total Incorporated Areas	562,941
Total Unincorporated Areas	111,780
TOTAL JEFFERSON COUNTY POPULATION	674,721