


**DEPARTMENT OF REVENUE  
JEFFERSON COUNTY  
Birmingham, Alabama**



**ANNUAL REPORT  
for the Fiscal Year  
October 1, 2020 through September 30, 2021**

**TRAVIS HULSEY, DIRECTOR  
716 Richard Arrington Jr. Blvd. N  
Birmingham, Alabama 35203**

# TABLE OF CONTENTS

	Page
Message from the Director	4
Summary of Transactions	6
Major Sources of Revenue	
Sales and Use Taxes	7
Special Revenue Sales and Use Taxes	7
Ad Valorem Taxes	8
Automobile Licenses	8
State Gasoline Taxes	8
Lodgings Tax	9
Business Licenses	9
Simplified Sellers Use Tax	9
Beer Tax	10
Alcoholic Beverage Tax	10
State Sales and Use Taxes	10
County Gasoline Taxes	11
Municipal Sales and Use Taxes	11
Driver Licenses	11
Alcoholic Beverage Sales Tax	12
Mandatory Liability Insurance Reinstatement	12
Funds from State of Alabama	12
Television Franchise Tax	13
Collections:	
Collections Summary	15
Ad-Valorem Tax by Tax District	16
Boats	18
Business and Privilege Licenses	19
Conservation and Natural Resources	20
Motor Vehicle Registrations (tags)	22
Other Taxes and Fees	23
Disbursements:	
Disbursement Summary	27
Ad-Valorem Tax by Tax District	29
Beer Tax	31
Gas Tax – County	32
Gas Tax – State	33
Motor Vehicle Registrations (tags)	34
Sales and Use Taxes	36
Special Revenue Sales and Use Taxes	37
Tobacco Tax	38

Disbursement Detail by Payee:

Disbursement Summary by Groups	39
Detail of Disbursements to State of Alabama	40
Detail of Disbursements to Jefferson County Treasurer	42
Detail of Disbursements to Jefferson County Board of Education	48
Detail of Disbursements to Municipalities	
Adamsville	49
Argo	50
Bessemer	51
Birmingham	52
Brighton	53
Brookside	54
Cardiff	55
Center Point	56
Clay	57
County Line	58
Fairfield	59
Fultondale	60
Gardendale	61
Graysville	62
Helena	63
Homewood	64
Hoover	65
Hueytown	66
Irondale	67
Kimberly	68
Lake View	69
Leeds	70
Lipscomb	71
Maytown	72
Midfield	73
Morris	74
Mountain Brook	75
Mulga	76
North Johns	77
Pinson	78
Pleasant Grove	79
Sumiton	80
Slyvan Springs	81
Tarrant	82
Trafford	83
Trussville	84
Vestavia Hills	85
Warrior	86
West Jefferson	87

Detail of Disbursements to Municipal Boards of Education	
Bessemer Board of Education	88
Birmingham Board of Education	89
Fairfield Board of Education	90
Homewood Board of Education	91
Hoover Board of Education	92
Leeds Board of Education	93
Midfield Board of Education	94
Mountain Brook Board of Education	95
Tarrant Board of Education	96
Trussville Board of Education	97
Vestavia Hills Board of Education	98
Detail of Disbursements to Birmingham-Jefferson Civic Center Authority	99
Detail of Disbursements to Other Agencies	100
Jefferson County and Municipalities Population	101

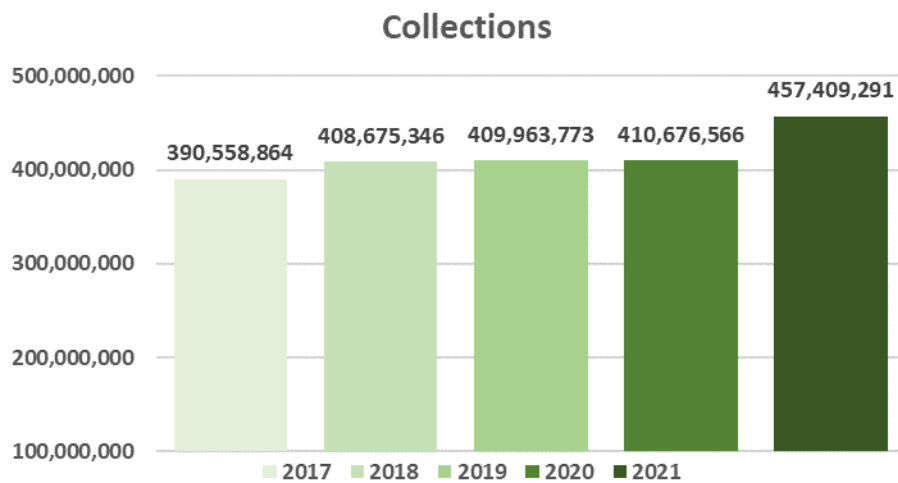
# Message from the Director

Honorable Citizens of Jefferson County:

The Jefferson County Department of Revenue provides several essential services to the citizens of Jefferson County and the businesses operating within Jefferson County. Many services provided are summarized as follows:

- registration of motor vehicles and boats
- issuing State of Alabama and Jefferson County business licenses
- renewing and replacing driver’s licenses
- issuing hunting and fishing licenses
- issuing disability access parking placards
- administering various taxes
- distributing revenue collections to Jefferson County, the State of Alabama, cities, towns, school boards, fire districts and other agencies in accordance with applicable laws.

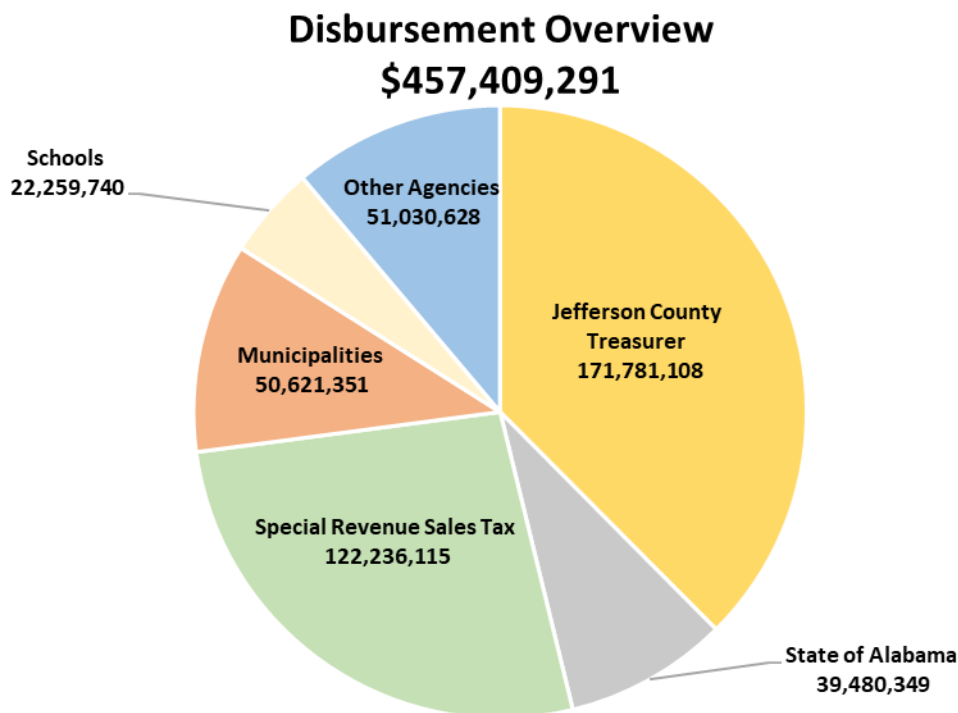
This fiscal year the Department of Revenue worked diligently to minimize impacts to revenue collections, provide essential services to citizens, and protect our staff during the COVID-19 pandemic. It has been a challenging year, but we are pleased to report total revenue collections for the fiscal year ended with an 11% increase over the prior fiscal year.



This increase in collection was attributable to our efforts to modernize operations. Citizens and businesses can use the internet to renew motor vehicle registrations as well as file and pay sales and use taxes, special revenue sales and use taxes, certain alcoholic beverage taxes, motor fuel taxes, automobile rental taxes and lodgings taxes. Leveraging current technology was key to increasing our revenue collection. The final 2021 budget provided 161 full time positions within the Department for the fiscal year.

The Department of Revenue uses a cash basis of accounting. Monies collected in one month are disbursed the following month according to requirements of the enabling legislation. Approximately 19% of this year’s collections were paid to the Jefferson County Treasurer and deposited directly into the County’s General Fund to be used for County services, general government, public safety, community services and other items. Another 18% of current collections were paid to the Jefferson County Treasurer and deposited into other funds of the County to include the Indigent Care Fund, Road Fund, Bridge and Public Building Fund and the Sanitary Fund. Approximately 35% of current collections were disbursed directly to outside agencies to include the State of Alabama, cities, towns, school boards, fire districts and other

agencies. Collections of Special Revenue Sales and Use Taxes are required to be transferred to the Jefferson County Special Revenue Sales Tax Account which is disbursed annually by the Jefferson County Department of Finance in accordance with State law. Special Revenue Tax collections amounted to 28% of total collections this year. The Department of Finance makes final distribution from the Jefferson County Special Revenue Sales Tax Account to support some of Jefferson County’s debt service obligations and provide revenue to: Jefferson County’s General Fund, the Jefferson County 2015 Sales Tax Fund, the Jefferson County Community Service Fund, the Birmingham-Jefferson County Transit Authority, and the Birmingham Zoo.



We hope you find the information contained in this Annual Report useful. While every attempt to provide accurate information was made, please keep in mind these are unaudited figures and may be adjusted in the future if an error is discovered in this publication. Questions can be addressed to the Jefferson County Department of Revenue’s Accounting Division at (205) 325-5192.

*Travis A. Hulsey*

TRAVIS A. HULSEY, DIRECTOR

# TRANSACTIONS PROCESSED

The Department processed over 1,600,000 transactions this fiscal year. The total number of transactions increased from last year as a direct result of the economy recovering from the sharp decline experienced at the start of the COVID-19 pandemic.

## COMPARISON OF TRANSACTIONS PROCESSED

<b>Number of Items Issued For:</b>	<b>2019 - 2020</b>	<b>2020 - 2021</b>	<b>Variance</b>
Automobile Licenses (tags)	685,411	703,468	2.6%
Automobile Transfers	20,077	23,422	16.7%
County Business Licenses (JCBL & JCBL fees)	24,273	26,670	9.9%
Disability Access Parking Decals	7,478	7,767	3.9%
Driver Licenses	67,866	70,257	3.5%
Hunting, Fishing & Boat Licenses	11,891	12,900	8.5%
State Privilege Licenses	24,682	27,866	12.9%
Tax Returns Processed	428,366	442,920	3.4%
Tax Payments Processed	302,818	315,208	4.1%
Temporary Tags	324	327	0.9%
Title Fees	51,600	57,894	12.2%

# MAJOR SOURCES OF REVENUE

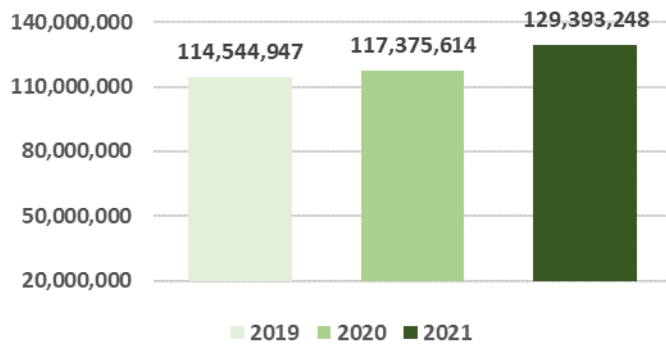
The Jefferson County Department of Revenue collects revenue from administering motor vehicle registrations, multiple taxes, licenses, permits and fees. The revenue collections are grouped into 30 different classifications for this report and are detailed later in this report. The following list shows the sources of revenue with an annual collection of one million dollars or more.

- Sales and Use Taxes
- Special Revenue Sales and Use Taxes
- Ad Valorem Taxes
- Automobile Licenses
- State Gasoline Taxes
- Lodgings Tax
- Business Licenses
- Simplified Sellers Use Tax
- Beer Tax
- Alcoholic Beverage Tax
- State Sales and Use Taxes
- County Gasoline Taxes
- Municipal Sales and Use Taxes
- Driver Licenses
- Additional Beverage Sales Tax
- Mandatory Liability Insurance Reinstatement
- Television Franchise Tax

## Sales and Use Taxes

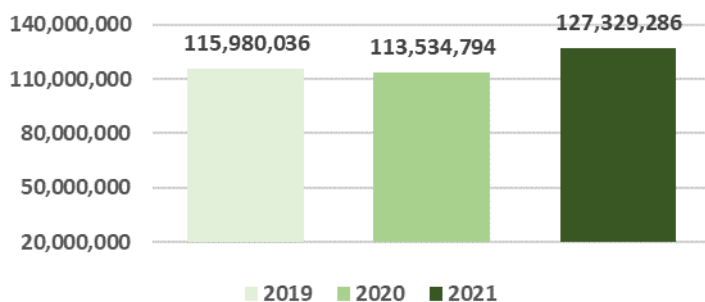
Sales Tax is a tax on the gross proceeds of sales of taxable items for consumption or other use to consumers within Jefferson County (except as specifically exempted by law) and the gross receipts from conducting or operating public places of amusement or entertainment. Use Tax is an excise tax on tangible personal property purchased outside Jefferson County for storage, use, or other consumption in Jefferson County.

Sales and Use Tax Collections



## Special Revenue Sales and Use Taxes

Special Revenue Sales and Use Taxes Collections



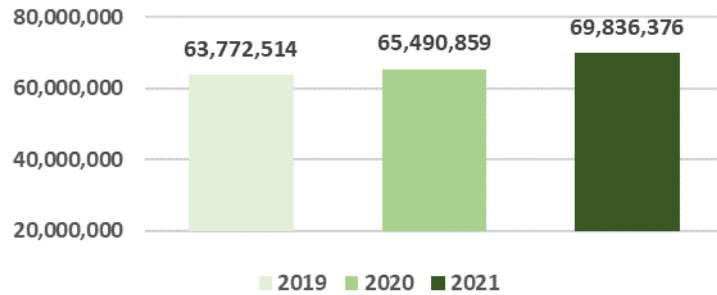
Special Revenue Tax is a separate but parallel tax to the County's regular sales and use taxes. This tax replaced the parallel Educational Tax that sunset July 31, 2017. The tax basis for the Special Revenue Tax is the same basis as the Sales and Use taxes detailed above.



## Ad Valorem Taxes

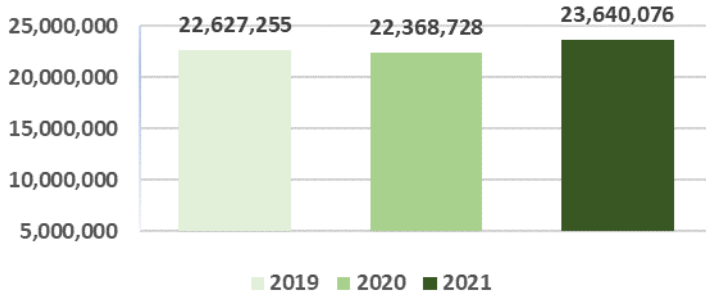
Ad Valorem Tax is a property tax based on the value of real and personal property. The Department of Revenue collects ad valorem tax as part of the automobile registration process. All automobiles and pickup trucks are subject to ad valorem taxes. Automobiles and pickup trucks under lease-purchase option agreements are also subject to ad valorem taxes.

### Ad Valorem Tax Collections



## Automobile Licenses & Temporary Tags

### Automobile Licenses Collections

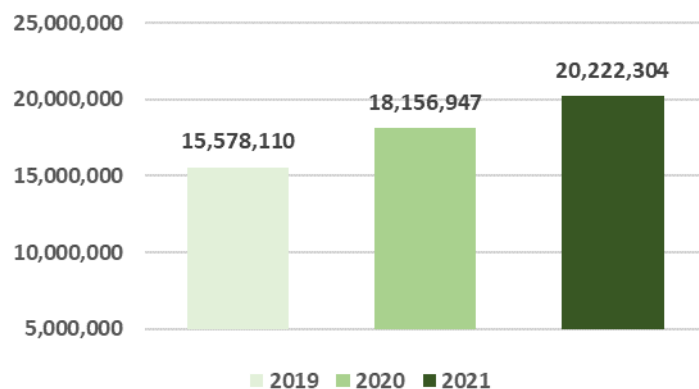


Motor vehicle registrations have several fees that are retained by the County. These fees include registration fees, mail fees, temporary tag fees, and other various fees related to motor vehicle registrations.

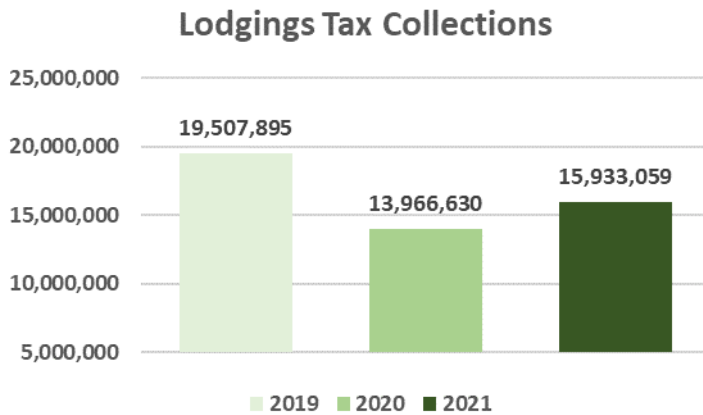
## State Gasoline Taxes

The State of Alabama has multiple tax levies (4-cent, 5-cent, 7-cent and 10-cent) on gasoline and diesel fuel sold at the terminal rack, imported into the State of Alabama, or blended with a motor fuel product. The Alabama Department of Revenue collects these taxes and remits Jefferson County's portion to the Jefferson County Department of Revenue. This is a separate tax from Jefferson County's motor fuel tax. The 10-cent tax is being phased in over the next few years and accounts for the large increase in collections year over year.

### State Gasoline Tax Collections



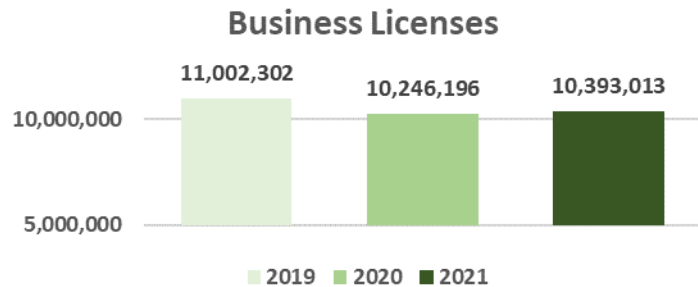
## Lodgings Tax



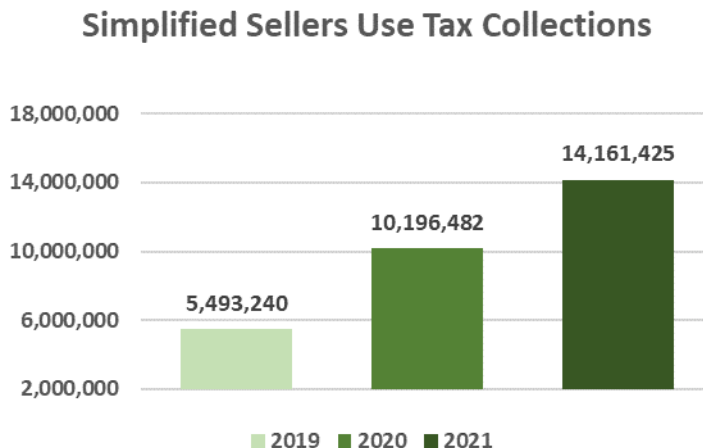
Lodgings (Transient Occupancy) Tax is a privilege or license tax on renting rooms, lodgings, or accommodations to transients in any hotel, motel, inn, tourist camp, or cabin, except where accommodations are furnished for a period of 180 continuous days or more. Collections for the current year have begun to recover from the COVID-19 pandemic related drop of prior year.

## Business Licenses

This is the revenue derived from the issuance of Jefferson County's business licenses as well as the County's portion of the issuance of State privilege licenses, State store licenses, and municipal real estate licenses.



## Simplified Sellers Use Tax



Simplified Sellers Use Tax is a State of Alabama Tax on the gross proceeds of sales of tangible personal property from eligible sellers located outside of Alabama selling into the state. Alabama offers a flat statewide tax with no additional local tax collection authority. The Alabama Department of Revenue collects these taxes and remits Jefferson County's portion to the Jefferson County Department of Revenue. In addition to traditional sales, this tax catches most online sales that would otherwise escape local sales and use tax collection.

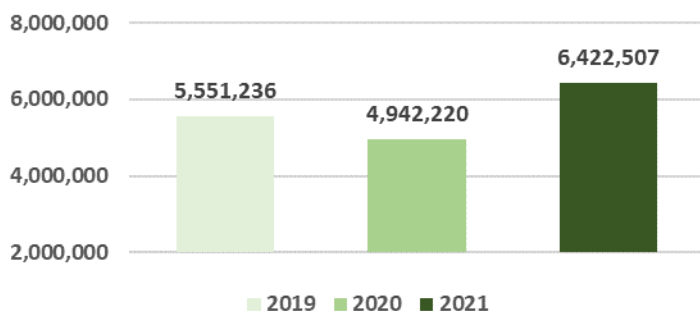
## Beer Tax

Beer tax is a privilege or excise tax on every person licensed by the Alcoholic Beverage Control Board who sells, stores, or receives for the purpose of distribution, to any person, firm, corporation, club, or association within the Jefferson County any beer, lager beer, ale, porter, malt or brewed beverage, or similar fermented malt liquor.



## Alcoholic Beverage Tax

### Alcoholic Beverage Tax Collections

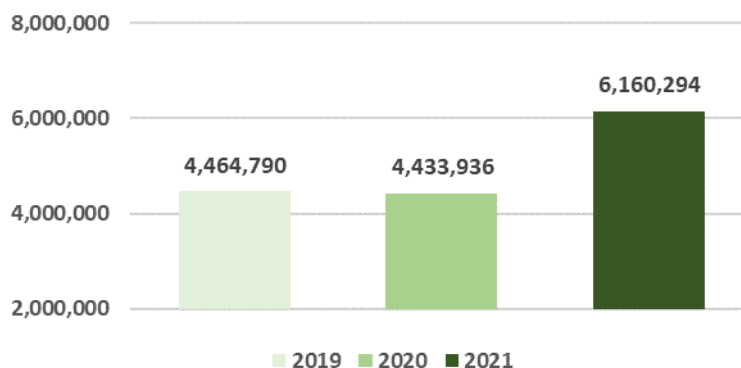


Alcoholic Beverage (Liquor) Tax is a license tax on the total gross receipts derived from the sales of alcoholic, spirituous, vinous or fermented liquor sold at retail in Jefferson County. Taxable liquors include, but are not limited to, whiskey, gin, brandy, rum, vodka, cocktails, mixed drinks, and all other alcoholic beverages. Wine, beer, and malted beverage sales are excluded from this tax.

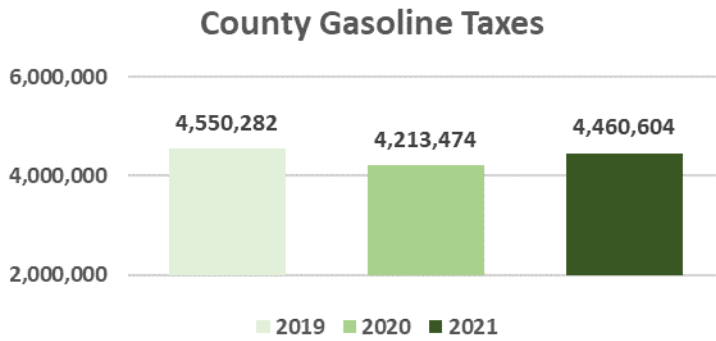
## State Sales and Use Taxes

As part of the registration process for automotive vehicles, motorboats, truck trailers, trailers, semitrailers, travel trailers and manufactured homes; the Jefferson County Department of Revenue is required to collect casual sales and use taxes from isolated sales by persons not engaged in the business of selling.

### State Sales and Use Tax Collections



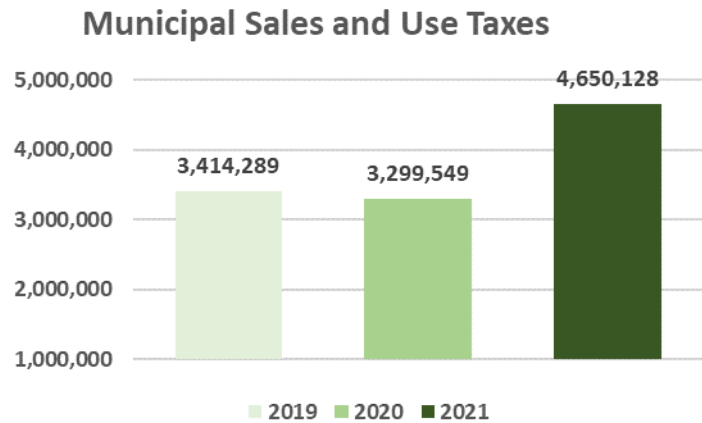
# County Gasoline Taxes



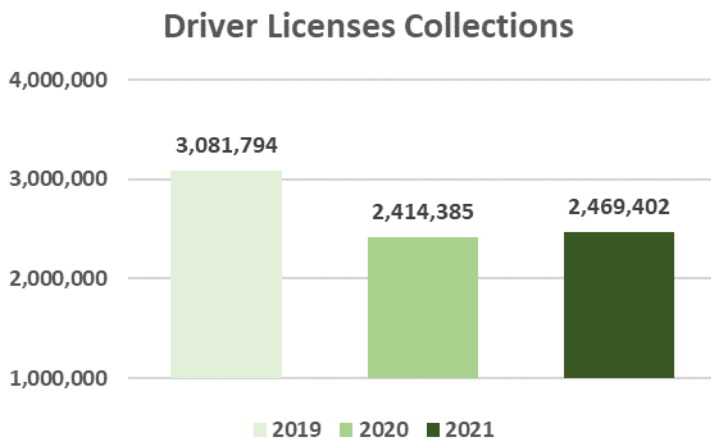
County Gasoline Tax is an excise or license tax based on the number of gallons of gasoline, diesel or other motor fuels sold, distributed, stored, delivered or withdrawn from storage within Jefferson County.

# Municipal Sales and Use Taxes

As part of the registration process for automotive vehicles, motorboats, truck trailers, trailers, semitrailers, travel trailers and manufactured homes; the Jefferson County Department of Revenue is required to collect casual sales and use taxes from isolated sales by persons not engaged in the business of selling. If the purchaser lives within city limits, tax is collected at the appropriate rate for the city.



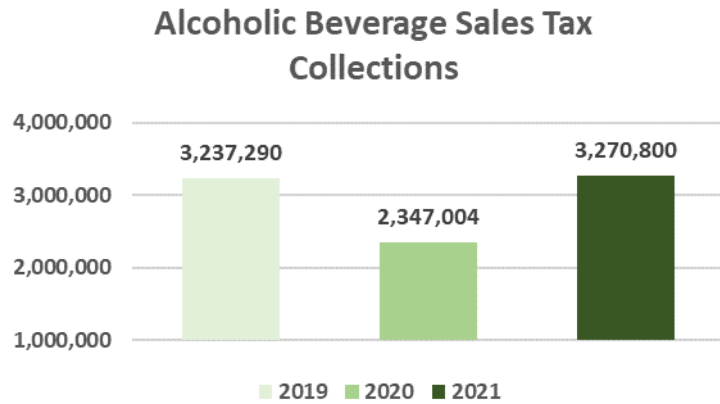
# Driver Licenses



Driver license collections are the total fees charged when issuing driver license renewals, replacements, and name or address changes.

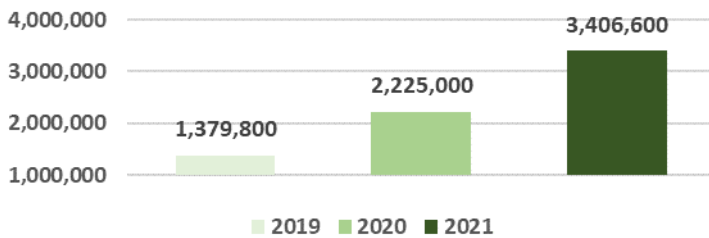
## Alcoholic Beverage Sales Tax

Alcoholic beverage sales tax is an additional sales tax on alcoholic beverages sold from restaurants that are licensed by the Alcoholic Beverage Control Board. This tax applies to beer and hard liquor but does not apply to table wine.



## Mandatory Liability Insurance Reinstatement

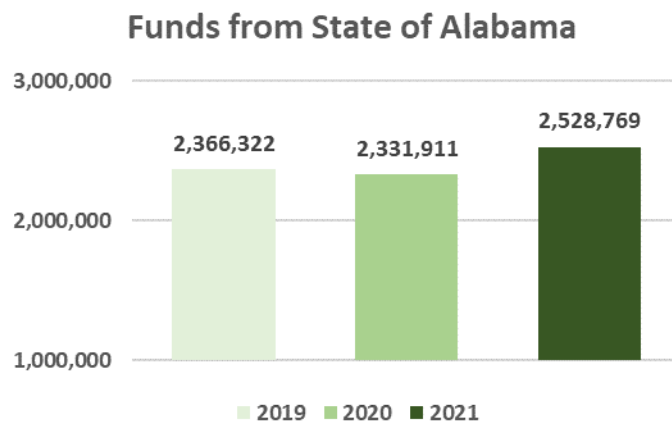
### Mandatory Liability Insurance Reinstatement Collections



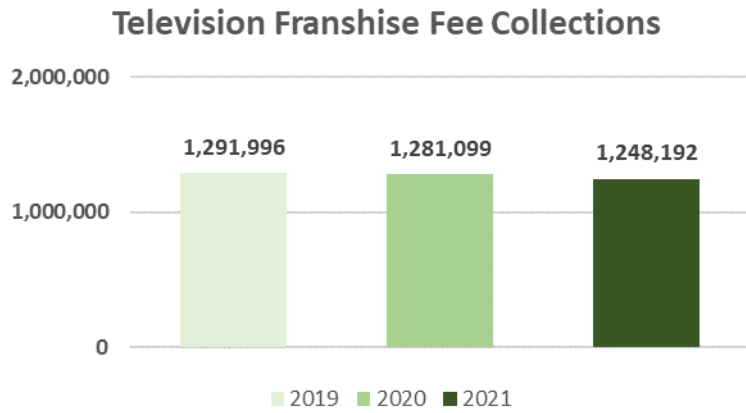
If it is determined that a vehicle was not insured in accordance with the Mandatory Liability Insurance law, the Alabama Department of Revenue will suspend the motor vehicle registration. The Jefferson County Department of Revenue will reinstate the registration upon presentation of proof of current liability insurance and payment of the required fees.

## Funds from State of Alabama

The State of Alabama disburses various taxes and fees to Jefferson County. These include Additional Motor Vehicle License taxes, Additional Motor Vehicle fees, International Registration Plan (IRP) fees, Additional Excise Tax, Petroleum Inspection fees and refunds of Tobacco Tax discounts allowed and tobacco tax administrative expenses.



# Television Franchise Tax



Television franchise tax is a license tax on the gross revenue of cable television franchise holders that have been granted franchises by the County to install poles or conduits within the boundary lines of public roads, highways or right of ways within the unincorporated areas of the County.



# COLLECTIONS SUMMARY

Tax Type	2019 - 2020	2020 - 2021	Variance
Ad-Valorem Tax	\$ 65,490,859	\$ 69,836,376	6.64%
Alcoholic Beverage Tax	4,942,220	6,422,507	29.95%
Alcoholic Beverage Sales Tax - 3%	2,347,004	3,270,800	39.36%
Automobile Licenses & Temp Tags	22,368,728	23,640,076	5.68%
Automobile Transfers & Penalties	65,491	85,225	30.13%
Automotive Rental Tax	2,220,361	2,442,256	9.99%
Bad Check Fees	7,833	13,996	78.67%
Beer Tax	6,782,658	6,572,802	-3.09%
Boat Licenses	222,772	239,961	7.72%
Business Licenses	10,246,196	10,393,013	1.43%
Conservation License - Hunting & Fishing	15,912	23,517	47.80%
County Gasoline Tax	4,213,474	4,460,718	5.87%
Driver Licenses	2,414,385	2,469,402	2.28%
Electric Car Tax	120,575	232,758	93.04%
Funds from State	2,331,911	2,528,769	8.44%
Lodgings Tax	13,966,630	15,933,059	14.08%
Mandatory Liability Insurance	2,225,000	3,406,600	53.11%
Manufactured Homes - Fees & Permits	48,112	52,174	8.44%
Miscellaneous Fees	143,278	168,226	17.41%
Municipal Sales & Use Tax - Auto & Boats	3,299,549	4,650,128	40.93%
Rideshare Tax	19,238	11,764	-38.85%
Sales & Use Tax	117,375,614	129,393,248	10.24%
Simplified Sellers Use Tax	10,196,482	14,161,425	38.89%
Special Common Carrier (Bus) License	14,551	12,209	-16.09%
Special Revenue Sales Tax	113,534,794	127,329,286	12.15%
State Gasoline Tax	18,156,947	20,222,304	11.38%
State Sales & Use Tax - Auto & Boats	4,433,936	6,160,294	38.94%
T. V. Franchise Tax	1,281,099	1,248,192	-2.57%
Title Fees	899,408	995,318	10.66%
Tobacco Tax	999,478	974,606	-2.49%
Wine Tax	32,556	31,500	-3.24%
Unidentified Online Tax Payments	259,506	26,780	-89.68%
<b>TOTAL COLLECTIONS</b>	<b>\$ 410,676,556</b>	<b>\$ 457,409,291</b>	<b>11.38%</b>

## Reconciliation to Disbursements

Amounts Distributed in prior fiscal year

Amounts Distributed after fiscal year-end (257,555)

Credit Card Fees (900) (225)

Outstanding Issues cleared after fiscal-year (431)

<b>TOTAL DISBURSEMENTS</b>	<b>\$ 410,417,669</b>	<b>\$ 457,406,066</b>	<b>11.45%</b>
----------------------------	-----------------------	-----------------------	---------------



# AD VALOREM TAX

## Total of Assessed Values Countywide

	<u>2019-2020</u>	<u>2020 - 2021</u>	<u>Variance</u>
Ad-Valorem Tax valuation: Current year plus delinquent (escape) tags processed	\$ 985,990,820	\$ 1,040,041,300	5.5%

## Ad Valorem Tax Collections by Tax District

October 1, 2020 through September 30, 2021

<u>Tax District</u>	<u>Amount</u>
State	\$ 6,526,575
Jefferson County	16,588,230
School District 5.1 mill	1,689,530
School District 8.8 mill	2,915,268
School District 5.0 mill	1,656,402
School District 3.0 mill	993,841
Adamsville	72,236
Argo	394
Bessemer	1,453,322
Bessemer School District 5.4 mill	223,588
Bessemer School 8.2 Co-Wide	288,844
Birmingham	8,085,329
Birmingham School District 15.8 mill	4,482,145
Birmingham School 8.2 Co-Wide	1,866,807
Brighton	16,129
Brookside	11,764
Cardiff	598
Center Point	92,580
Clay	54,769
County Line	705
Fairfield	198,467
Fairfield School District 25.9 mill	251,946
Fairfield School District 8.2 Co-Wide	140,096
Fultondale	69,019
Gardendale	265,816
Graysville	22,037
Helena	27,547
Homewood	1,366,113
Homewood School District 15.1 mill	650,656
Homewood School District 8.2 Co-Wide	345,698
Hoover	3,447,380
Hoover School District 13.9 mill	1,571,174

# Ad Valorem Tax Collections by Tax District

October 1, 2020 through September 30, 2021

Hoover School District	8.2 Co-Wide	\$ 835,413
Hueytown		222,771
Irondale		156,968
Kimberly		88,672
Lake View		1,565
Leeds		127,415
Leeds School District	21.9 mill	303,341
Leeds School District	8.2 Co-Wide	144,145
Lipscomb		7,335
Maytown		1,108
Midfield		100,829
Midfield School District	30.5 mill	129,310
Midfield School District	8.2 Co-Wide	85,771
Morris		28,501
Mountain Brook		2,467,908
Mountain Brook School District	34.1 mill	1,867,963
Mountain Brook School District	8.2 Co-Wide	366,149
Mulga		8,365
North Johns		393
Pleasant Grove		415,024
Sumiton		261
Sylvan Springs		18,066
Tarrant		174,891
Tarrant School District	11.2 mill	115,329
Tarrant School District	8.2 Co-Wide	110,332
Trafford		2,724
Trussville		169,277
Trussville School District (to city)	7.0 mill	225,509
Trussville School District	21.9 mill	721,534
Trussville School District	8.2 Co-Wide	356,880
Vestavia		3,026,511
Vestavia School District	15.1 mill	926,773
Vestavia School District	8.2 Co-Wide	593,078
Warrior		35,888
<b>SUBTOTAL AD-VALOREM TAX COLLECTED BY JEFFERSON COUNTY</b>		<b>69,211,002</b>
COUNTY AD-VALOREM TAX COLLECTED BY MUNICIPALITIES ISSUING TAGS		625,374
<b>TOTAL AD-VALOREM TAX COLLECTED</b>		<b>\$ 69,836,376</b>

## BOAT REGISTRATIONS AND COLLECTIONS

Types	# of Registrations	Amount Collected
Class I	2,884	\$ 57,680
Class II	6,391	159,775
Class III	146	10,950
Class IV	22	2,200
Transfers	1,413	7,065
Replacements	220	1,100
Mail Fees		1,172
<b>Total Boat Licenses</b>	<b>11,076</b>	<b>\$ 239,942</b>
<b>Reconciling Items</b>		
Specialty Boat License	1	52
<b>Total Collections for Boat License</b>	<b>11,076</b>	<b>\$ 239,994</b>

# BUSINESS AND PRIVILEGE LICENSE COLLECTIONS

October 1, 2020 through September 30, 2021

STATE OF ALABAMA LICENSES			
<b>Total State Privilege Licenses</b>	<b># of Licenses</b>	<b>19,966</b>	<b>\$ 1,707,976</b>
<b>Store Licenses</b>	<b># of Licenses Issued</b>	<b>7,207</b>	
State			\$ 177,602
Issuance Fees			8,913
Penalty			2,955
Interest			703
Citation - State			0
Citation - County			37
Mail Fees			1,428
<b>Total Single Store Licenses</b>			<b>\$ 191,638</b>
JEFFERSON COUNTY LICENSES			
<b>County Ordinance No. 1801</b>	<b># of Licenses</b>	<b>26,665</b>	<b>\$ 8,400,822</b>
<b>County Ordinance No. 1801 - Fees</b>			<b>\$ 75,428</b>
<b>Other County Ordinances</b>			<b>\$ 1,020</b>
MUNICIPAL LICENSES			
<b>Municipal Real Estate</b>	<b># of Licenses Issued</b>	<b>693</b>	<b>\$ 16,128</b>
<b>TOTAL BUSINESS LICENSE COLLECTIONS</b>			<b>\$ 10,393,013</b>

# CONSERVATION AND NATURAL RESOURCES ISSUANCE AND COLLECTIONS

October 1, 2020 through September 30, 2021

<b><u>HUNTING LICENSES (RESIDENT)</u></b>	<b><u># of</u></b>	<b><u>Amount</u></b>
Resident All Game Hunting	70	\$ 1,981
Resident Small Game Hunting	3	56
Resident Management Area Hunting	25	470
Disabled Hunting - Annual	39	246
Disabled (50% >) Military Veterans Appreciation Hunting (16 - 64)	7	103
Disabled (100%) Military Veterans Appreciation Hunting (16 - 64)	22	69
Resident 64 All Game Hunting	8	227
Resident Bait Privilege (WT Deer / Feral Swine)	141	2,141
Donation for Wildlife Research	1	0
Round Up for Wildlife Research	340	3
<b>Total</b>	<b>656</b>	<b>\$ 5,297</b>

<b><u>HUNTING LICENSES (NON-RESIDENT)</u></b>	<b><u># of</u></b>	<b><u>Amount</u></b>
Non-Resident All Game Hunt - Annual	1	326
Non-Resident Small Game Hunt - Annual	1	108
Non-Resident Bait Privilege (WT Deer / Feral Swine)	1	52
<b>Total</b>	<b>3</b>	<b>485</b>

<b><u>FISHING LICENSES (RESIDENT)</u></b>	<b><u># of</u></b>	<b><u>Amount</u></b>
Resident Freshwater Fishing	252	\$ 3,551
Saltwater Fishing	15	372
Saltwater Trip	1	10
Saltwater Pier	2	13
Resident Saltwater Reef Fish Endorsement	6	60
Resident 64 Freshwater Fishing	17	240
Resident 65 Plus Freshwater Fishing	7	99
Resident 64 Saltwater Fishing	1	25
Disabled Freshwater Fishing - Annual	57	174
Disabled Saltwater Fishing - Annual	18	55
Disabled (20% >) Military Veterans Appreciation Freshwater Fishing (16 - 64)	46	145
Disabled (20% >) Military Veterans Appreciation Saltwater Fishing (16 - 64)	11	35
Round Up for Freshwater Fisheries Research	405	4
<b>Total</b>	<b>838</b>	<b>\$ 4,782</b>

<b><u>FISHING LICENSES (NON-RESIDENT)</u></b>	<b><u># of</u></b>	<b><u>Amount</u></b>
Non-Resident Freshwater - Annual (All Other States)	5	\$ 272
Non-Resident Freshwater Trip (GA)	2	66
Non-Resident Freshwater Family Trip – 3 days	1	31
<b>Total</b>	<b>8</b>	<b>\$ 369</b>

# CONSERVATION AND NATURAL RESOURCES ISSUANCE AND COLLECTIONS

October 1, 2020 through September 30, 2021

<b><u>SPECIALTY LICENSES</u></b>	<b><u># of Items</u></b>	<b><u>Amount</u></b>
Wildlife Heritage	4	\$ 47
Duck Stamp - State	8	88
Fish Baskets	27	54
Resident Fur Catcher	57	1,315
Commercial Fowl Hunting Preserve - Exempt	1	502
Resident Freshwater Commercial Fishing	3	300
Durable Cards	137	685
All Access Sportsman's Package	1	0
Game Check H.E.L.P. Number	8	0
Harvest Information Program	43	0
Resident 65 Plus Harvest Information Program	4	0
<b>Total</b>	<b><u>291</u></b>	<b><u>\$ 2,991</u></b>

<b><u>LIFETIME LICENSES (RESIDENT)</u></b>	<b><u># of Items</u></b>	<b><u>Amount</u></b>
Lifetime Hunting (2-11 years of age)	2	\$ 951
Lifetime Hunting (12 - 49 years of age)	2	1,188
Lifetime Freshwater Fishing (< 2 years of age)	1	179
Lifetime Freshwater Fishing (2 - 11 years of age)	2	476
Lifetime Freshwater Fishing (12 - 49 years of age)	5	1,491
Lifetime Freshwater Fishing (50 - 64 years of age)	3	538
Lifetime Hunting & Freshwater Fishing (< 2 years of age)	1	535
Lifetime Hunting & Freshwater Fishing (2 - 11 years of age)	1	594
Lifetime Hunting & Freshwater Fishing (12 - 49 years of age)	1	831
Lifetime Freshwater & Saltwater Fishing (2 - 11 years of age)	1	594
Lifetime Freshwater & Saltwater Fishing (12 - 49 years of age)	2	1,442
Lifetime Disabled Vet H (100%), F & S Fishing (20%+) (49 & under)	1	91
Lifetime Disabled Vet H (100%), F & S Fishing (20%+) (50 & over)	2	102
Lifetime Disabled Vet H (40%), F & S Fishing (20%+) (49 & under)	2	302
Lifetime Disabled Veteran's Freshwater Fishing (20%) (50 & above)	2	52
Lifetime Disabled Veteran's F & S water Fishing (20%) (49 & under)	1	91
Lifetime Disabled Veteran's F & S water Fishing (20%) (50 & over)	1	51
Lifetime License Replacement	17	85
<b>Total</b>	<b><u>47</u></b>	<b><u>\$ 9,594</u></b>

**Grand Total Hunting & Fishing Licenses**

**1,847**

**\$ 23,517**

# COLLECTIONS FROM MOTOR VEHICLE REGISTRATIONS

October 1, 2020 through September 30, 2021

Adamsville	\$ 94,485
Argo	902
Bessemer	584,331
Birmingham	3,423,664
Brighton	28,328
Brookside	17,003
Cardiff	1,325
Center Point	244,530
Clay	113,047
County Line	1,550
Fairfield	135,006
Fultondale	160,849
Gardendale	253,530
Graysville	43,711
Helena	40,006
Homewood	333,136
Hoover	880,385
Hueytown	277,752
Irondale	245,427
Jefferson County	1,666,755
Kimberly	56,495
Lake View	3,120
Leeds	144,009
Lipscomb	13,527
Maytown	3,047
Midfield	64,935
Morris	37,542
Mountain Brook	272,979
Mulga	16,643
North Johns	835
Pinson	138,377
Pleasant Grove	151,942
Sumiton	320
Sylvan Springs	34,559
Tarrant	136,391
Trafford	7,790
Trussville	256,883
Vestavia	396,087
Warrior	58,135
West Jefferson	5,223
State of Alabama (Additional Tag Money)	7,715,685
Disabled Veteran Tags	10,660
Manufacturing Cost	72,392
Prestige Tag Fees	4,096,360
Replacement Tags	7,721
Fees, Citations and Mail Fees	1,391,931
Temporary Tag Fees	818
<b>Total</b>	<b>\$ 23,640,128</b>

## COLLECTIONS OF VARIOUS TAXES AND FEES

**ALCOHOLIC BEVERAGE TAX** **\$ 6,422,507**

**ALCOHOLIC BEVERAGE SALES TAX - 3%** **\$ 3,270,800**

**AUTOMOBILE TRANSFERS** **29,570**

**AUTOMOBILE TRANSFERS - PENALTY** **\$ 55,655**

**AUTOMOTIVE RENTAL TAX** **\$ 2,442,256**

**BAD CHECK FEES**

Alcoholic Beverage Tax \$ 232

Additional Beverage Sales Tax - Alcoholic 3% 387

Beer Tax 0

Education Sales & Use Tax 0

Lodgings Tax 30.00

Privilege License 29.94

Sales & Use Tax 6,730

Special Revenue Sales & Use Tax 6,496

Tobacco Tax 90

**\$ 13,996**

**BEER TAX** **\$ 6,572,802**

**DRIVER LICENSES**

		<u># of Items</u>	<u>Amount</u>
Class A, B, C & School Bus	- New / Renew	1,159	\$ 71,384
Class D & M	- New / Renew	48,093	1,755,395
Class V	- New / Renew	2	73
Class A, B, C, D, V & School Bus	- Duplicate	14,453	455,270
ID New/Renew, Duplicate, Disabled & Over 62		6,014	184,601
Exam Fee		536	2,680
<b>Total Driver Licenses</b>		<b><u>70,257</u></b>	<b><u>\$ 2,469,402</u></b>

**ELECTRIC CAR TAX** **232,758**



# COLLECTIONS OF VARIOUS TAXES AND FEES

## FUNDS FROM STATE OF ALABAMA

	<u>Amount</u>
7% Auto License	\$ 71,383.50
Additional Auto License	1,293,149
Additional Excise Tax	37,087
International Registration Plan (IRP)	250,372
Petroleum Inspection Fees	117,570
Tobacco Tax Discount Reimbursement	111,293
	<b>\$ 2,528,769</b>

## GAS TAX – COUNTY

	<u>Gallons</u>	<u>Taxes</u>
Gallons / Taxes	445,987,392	\$ 4,459,760
Penalties		844
		<b>\$ 4,460,604</b>

## GAS TAX – STATE

STATE GASOLINE TAX .04	\$ 4,662,351
STATE GASOLINE TAX .05	2,298,448
STATE GASOLINE TAX .07	8,044,567
STATE GASOLINE TAX .10	5,216,939

## GAS TAX – STATE TOTAL

**\$ 20,222,304**

## LODGINGS TAX

**\$ 15,933,059**

## MANDATORY LIABILITY INSURANCE

**\$ 3,406,600**

## MANUFACTURED HOME FEES AND PERMITS

**\$ 52,174**

## MISCELLANEOUS FEES

**\$ 168,226**

## MUNICIPAL SALES & USE TAX - AUTO

**\$ 4,485,514**

## MUNICIPAL SALES & USE TAX - BOATS

**\$ 164,613**

## RIDESHARE TAX

**\$ 11,764**

## SALES AND USE TAX

Regulation A	\$ 1,734,205
Sales Tax	98,507,725
Consumer Use	7,313,098
Sellers Use	20,605,794
Motor Vehicle Auto & Boat	1,232,426
	<b>\$ 129,393,248</b>

# COLLECTIONS OF VARIOUS TAXES AND FEES

<b>SIMPLIFIED SELLERS USE TAX</b>	<b>\$ 14,161,425</b>	
<b>SPECIAL COMMON CARRIER LICENSES</b>	<b>\$ 12,209</b>	
<b>SPECIAL REVENUE SALES AND USE TAX</b>		
Regulation A	\$ 1,782,165	
Sales Tax	98,031,367	
Consumer Use	7,253,248	
Sellers Use	19,140,542	
Motor Vehicle Auto & Boat	1,121,695	
	<b>\$ 127,329,286</b>	
<b>STATE SALES &amp; USE TAX - AUTO &amp; MANUFACTURED HOMES</b>	<b>\$ 5,947,021</b>	
<b>STATE SALES &amp; USE TAX - BOATS</b>	<b>\$ 213,273</b>	
<b>TITLE FEES</b>	<b>\$ 995,318</b>	
# of Titles		
57,894		
<b>TOBACCO TAX STAMPS</b>		
Denomination	# of Stamps	Amount
.01	42,800	\$ 428
.03	92,000	2760
.04	26,855,200	1,074,208
.05	3,000	150
.10	40,200	4,020
Penalty and Interest		113.40
Less: Discount to Dealers		(107,163)
		<b>\$ 974,606</b>
<b>T V FRANCHISE TAX</b>	<b>\$ 1,248,192</b>	
<b>WINE TAX</b>	<b>\$ 31,500</b>	



# DISBURSEMENT SUMMARY

Tax Type	2019 - 2020	2020 - 2021	Variance
Alabama, State of	\$35,027,177.91	\$39,480,348.51	12.71%
Fire Districts	2,143.31	1,552.87	-27.55%
Birmingham-Jefferson Transit Authority	2,000,000.00	2,000,000.00	0.00%
Birmingham-Jefferson Civic Center Authority	14,224,801.20	16,476,811.64	15.83%
Jefferson County Treasurer	85,930,965.55	94,256,942.81	9.69%
Jefferson County Board of Education	10,078,478.52	10,733,861.28	6.50%
Jefferson County Health Department	23,313,828.07	25,700,086.62	10.24%
Greater Birmingham Convention & Visitors	5,944,095.66	6,783,444.13	14.12%
Jefferson County Indigent Care Fund	51,775,036.20	57,068,457.39	0.79%
Hospital Authority	4,843,375.42	6,294,057.25	29.95%
Juvenile Health Care Board	3,093.75	3,135.00	1.33%
Simplified Sellers Use Tax	10,196,481.81	14,161,425.14	38.89%
Special Revenue Sales Tax	108,993,402.27	122,236,114.93	12.15%
Citizenship Trust-State Veterans LL Fund	33,769.50	34,860.50	3.23%
Tenth Judicial Circuit (Tags)	3,300.00	3,877.50	17.50%
School Districts Outside of Jeff Co.	3,811.50	3,844.50	0.87%
Adamsville, City of	252,193.27	274,860.55	8.99%
Argo, Town of	5,920.15	6,037.70	1.99%
Bessemer, City of	2,937,479.40	3,101,008.80	5.57%
Bessemer Board of Education	274,415.68	293,367.05	6.91%
Birmingham, City of	20,651,141.86	21,436,798.92	3.80%
Birmingham Board of Education	1,785,790.51	1,891,477.35	5.92%
Brighton, City of	120,940.11	121,692.02	0.62%
Brookside, Town of	47,520.49	49,580.59	4.34%
Cardiff, Town of	1,989.12	2,904.73	46.03%
Center Point, City of	596,297.23	653,371.48	9.57%
Clay, City of	361,770.87	383,599.95	6.03%
County Line, Town of	2,652.12	3,779.29	42.50%
Fairfield, City of	533,950.49	561,624.95	5.18%
Fairfield Board of Education	357,527.12	384,361.04	7.51%
Fultondale, City of	498,838.96	500,263.50	0.29%
Gardendale, City of	841,346.24	885,928.88	5.30%
Graysville, City of	121,703.61	127,073.23	4.41%
Helena, City of	102,804.40	120,119.13	16.84%
Homewood, City of	2,302,976.68	2,512,443.76	9.10%
Homewood Board of Education	920,997.97	981,358.23	6.55%
Hoover, City of	5,366,371.95	5,738,637.81	6.94%
Hoover Board of Education	2,225,658.73	2,370,169.39	6.49%
Hueytown, City of	853,583.40	900,132.00	5.45%
Irondale, City of	690,787.04	732,413.95	6.03%

## DISBURSEMENT SUMMARY

Tax Type	2019 - 2020	2020 - 2021	Variance
Kimberly, City of	\$ 168,593	\$ 183,072	8.59%
Lake View, Town of	2,405	2,501	3.99%
Leeds, City of	465,063	608,178	30.77%
Leeds, Board of Education	371,755	439,250	18.16%
Lipscomb, City of	61,583	64,342	4.48%
Maytown, Town of	10,063	10,365	3.00%
Midfield, City of	289,610	287,471	-0.74%
Midfield Board of Education	204,387	211,092	3.28%
Morris, Town of	126,516	143,254	13.23%
Mountain Brook, City of	2,796,787	3,578,796	27.96%
Mountain Brook Board of Education	2,024,363	2,172,823	7.33%
Mulga, Town of	32,165	39,036	21.36%
North Johns, Town of	8,581	9,389	9.41%
Pinson, City of	310,098	320,926	3.49%
Pleasant Grove, City of	701,727	754,021	7.45%
Sumiton, City of	803	1,141	42.08%
Sylvan Springs, Town of	73,647	102,066	38.59%
Tarrant, City of	426,841	456,923	7.05%
Tarrant Board of Education	200,868	223,824	11.43%
Trafford, Town of	23,122	24,475	5.85%
Trussville, City of	1,328,710	1,443,350	8.63%
Trussville Board of Education	1,013,254	1,057,251	4.34%
Vestavia Hills, City of	3,919,382	4,246,900	8.36%
Vestavia Hills Board of Education	1,407,084	1,497,060	6.39%
Warrior, City of	209,778	219,348	4.56%
West Jefferson, Town of	12,066	13,524	12.08%
Unidentified Online Tax Payments	259,506	26,860	89.68%
<b>TOTAL</b>	<b>\$ 410,417,669</b>	<b>\$ 457,409,066</b>	<b>11.45%</b>

### Reconciliation to Collections

Amounts Distributed after fiscal year-end	257,555		
Credit Card Fees	900	225	
Outstanding Issues cleared after fiscal-year	431		
<b>TOTAL COLLECTIONS</b>	<b>\$ 410,676,556</b>	<b>\$ 457,409,291</b>	<b>11.38%</b>

# DISTRIBUTION OF AD-VALOREM TAX BY DISTRICT

October 1, 2020 through September 30, 2021

<b>Tax District</b>	<b>Amount</b>
State of Alabama	\$ 6,315,227
Jefferson County	12,861,938
Jefferson County Schools	9,984,346
Adamsville	75,498
Argo	454
Bessemer	1,645,984
Bessemer Board of Education	288,844
Birmingham	12,334,636
Birmingham Board of Education	1,866,807
Brighton	17,018
Brookside	12,411
Cardiff	690
Center Point	106,647
Clay	63,040
County line	812
Fairfield	198,351
Fairfield Board of Education	382,266
Fultondale	79,493
Gardendale	279,320
Graysville	23,648
Helena	31,724
Homewood	1,341,250
Homewood Board of Education	979,807
Hoover	3,388,958
Hoover Board of Education	2,366,799
Hueytown	234,111
Irondale	173,501
Kimberly	91,378
Lake View	1,800
Leeds	135,005
Leeds Board of Education	438,179
Lipscomb	7,727
Maytown	1,276
Midfield	100,061
Midfield Board of Education	210,333
Morris	31,502

# DISTRIBUTION OF AD-VALOREM TAX BY DISTRICT

October 1, 2020 through September 30, 2021

Mountain Brook	\$ 2,399,685
Mountain Brook Board of Education	2,171,883
Mulga	9,153
North Johns	430
Pinson	12,666
Pleasant Grove	408,223
Sumiton	292
Sylvan Springs	19,767
Tarrant	176,523
Tarrant Board of Education	223,190
Trafford	3,138
Trussville	408,243
Trussville Board of Education	1,056,274
Vestavia Hills	2,937,044
Vestavia Hills Board of Education	1,496,283
Warrior	38,624
West Jefferson	532
<b>TOTAL PAID TO STATE, COUNTY &amp; MUNICIPALITIES</b>	<b>67,432,789</b>
Commissions (Paid to County)	2,403,587
<b>TOTAL DISTRIBUTIONS</b>	<b>\$ 69,836,376</b>

# BEER TAX DISTRIBUTION

October 1, 2020 through September 30, 2021

Jefferson County	\$ 1,102,121
Jefferson County Board of Education	715,079
Birmingham Jefferson County Transit Authority	2,000,000
Fire Districts	1,553
Adamsville	27,062
Argo	3,953
Bessemer	204,372
Birmingham	1,106,159
Brighton	16,791
Brookside	3,711
Cardiff	123
Center Point	44,684
Clay	26,540
County Line	136
Fairfield	41,166
Fultondale	47,031
Gardendale	70,798
Graysville	9,527
Helena	4,976
Homewood	123,688
Hoover	266,508
Hueytown	73,465
Irondale	42,641
Kimberly	6,664
Lake View	-
Leeds	50,785
Lipscomb	4,942
Maytown	861
Midfield	26,582
Morris	6,293
Mountain Brook	66,686
Mulga	3,449
North Johns	324
Pinson	51,438
Pleasant Grove	30,013
Sumiton	36
Sylvan Springs	3,450
Tarrant	32,452
Trafford	4,023
Trussville	115,258
Vestavia	131,031
Warrior	41,279
West Jefferson	1,025
<b>Total Beer Tax to County &amp; Municipalities</b>	<b>\$6,508,368</b>
Commissions (Paid to County)	58,374
Penalties	5,754
<b>TOTAL DISTRIBUTIONS</b>	<b>6,572,802</b>



# COUNTY GASOLINE TAX DISTRIBUTION

October 1, 2020 through September 30, 2021

	Outstanding Balance Due	Payments / Audits	Balance Due	Disbursements
Jefferson County				\$ 254,271
Adamsville				31,908
Argo				0
Bessemer				468,054
Birmingham				1,564,509
Brighton				10,161
Brookside				0
Cardiff				0
Center Point				33,988
Clay				49,649
County Line				0
Fairfield				53,505
Fultondale				143,649
Gardendale				143,146
Graysville				30,295
Helena				34
Homewood				165,093
Hoover				393,974
Hueytown				146,974
Irondale				104,013
Kimberly	(4,198)	-	(4,198)	0
Lake View				0
Leeds				141,572
Lipscomb	(692)	-	(692)	0
Maytown	(1,244)	-	(1,244)	0
Midfield				26,692
Morris				28,261
Mountain Brook				44,851
Mulga	(188)	114	(75)	0
North Johns				5,597
Pinson				51,878
Pleasant Grove				14,077
Sumiton				0
Sylvan Springs				12,329
Tarrant				40,293
Trafford				29
Trussville				210,642
Vestavia				151,267
Warrior				47,678
West Jefferson				2,174
Gasoline Audits	(6,322)	114	(6,209)	0
<b>Total Gasoline Tax to County &amp; Municipalities</b>				<b>\$ 4,370,563</b>
Commissions & Penalties				90,042
<b>TOTAL COUNTY GASOLINE TAX DISTRIBUTED</b>				<b>\$ 4,460,604</b>

# STATE GAS TAX DISTRIBUTION

October 1, 2020 through September 30, 2021

	Amount
Jefferson County	\$ 9,676,163.64
Adamsville	86,665.28
Argo	1,169.08
Bessemer	526,201.18
Birmingham	4,036,374.95
Brighton	56,441.69
Brookside	26,122.25
Cardiff	1,054.11
Center Point	324,295.25
Clay	186,056.30
County Line	1,169.08
Fairfield	213,060.11
Fultondale	160,604.83
Gardendale	266,262.88
Graysville	41,492.75
Helena	42,642.68
Homewood	482,331.94
Hoover	1,122,738.90
Hueytown	308,656.43
Irondale	236,671.69
Kimberly	51,957.01
Lake View	-
Leeds	187,991.98
Lipscomb	42,355.22
Maytown	7,378.63
Midfield	102,821.58
Morris	35,628.19
Mountain Brook	391,220.31
Mulga	16,022.19
North Johns	2,778.97
Pinson	137,280.70
Pleasant Grove	193,760.70
Sumiton	306.67
Sylvan Springs	29,552.80
Tarrant	122,600.11
Trafford	12,380.75
Trussville	372,764.17
Vestavia	651,982.78
Warrior	60,868.86
West Jefferson	6,477.86
<b>TOTAL STATE GASOLINE TAX PAID TO COUNTY &amp; MUNICIPALITIES</b>	<b>\$ 20,222,304.50</b>

# DISTRIBUTION OF MOTOR VEHICLE REGISTRATIONS (tags)

October 1, 2020 through September 30, 2021

	<b>Amount</b>
State of Alabama ( Additional Tag Money )	\$ 7,715,685
State of Alabama ( 72% )	6,889,586
State of Alabama ( 7% )	669,825
State of Alabama ( 5% State Expense )	517,224
Jefferson County - Road Fund	323,771
Jefferson County Board of Education	25,691
Juvenile Health Care Board (Shrine Tags)	3,135
School Districts Outside Jefferson County	3,845
Tenth Judicial Circuit DA's Office	3,878
Director of Conservation (Specialty Boat)	20
ALEA (Specialty Boat)	3
Adamsville	18,354
Argo	175
Bessemer	113,509
Bessemer Board of Education	4,142
Birmingham	665,060
Birmingham Board of Education	24,354
Brighton	5,503
Brookside	3,303
Cardiff	257
Center Point	47,501
Clay	21,960
County Line	301
Fairfield	26,226
Fairfield Board of Education	2,096
Fultondale	31,246
Gardendale	49,249
Graysville	8,491
Helena	7,771
Homewood	64,713
Homewood Board of Education	1,551
Hoover	171,018
Hoover Board of Education	3,350
Hueytown	53,954
Irondale	47,675
Kimberly	10,975
Lake View	606
Leeds	27,974
Leeds Board of Education	809
Lipscomb	2,628

# DISTRIBUTION OF MOTOR VEHICLE REGISTRATIONS (tags)

October 1, 2020 through September 30, 2021

**Amount**

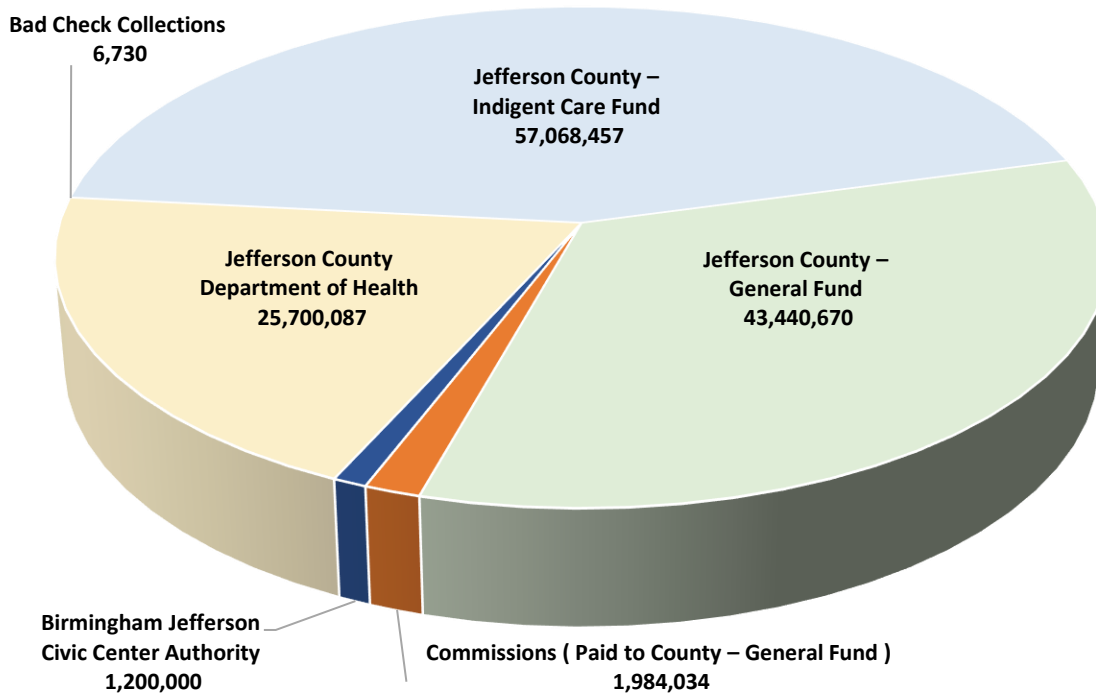
Maytown	\$ 592
Midfield	12,614
Midfield Board of Education	759
Morris	7,293
Mountain Brook	53,027
Mountain Brook Board of Education	941
Mulga	3,233
North Johns	162
Pinson	26,880
Pleasant Grove	29,515
Sumiton	62
Sylvan Springs	6,713
Tarrant	26,494
Tarrant Board of Education	594
Trafford	1,513
Trussville	49,900
Trussville Board of Education	759
Vestavia Hills	76,942
Vestavia Hills Board of Education	776
Warrior	11,293
West Jefferson	1,015
<b>SUB-TOTAL TAG MONEY DISTRIBUTED</b>	<b><u>\$17,878,492</u></b>
Issuance Fees & Citations - Jefferson County	986,610
Citations - State of Alabama	1
Mail Fees - Jefferson County	405,322
Commissions - Jefferson County	362,937
Replacement Tag Fees - Jefferson County	7,721
Disabled Veteran Tags	10,394
Personalized Tags	438,506
Prestige Tags	2,153,512
University Tags	1,323,416
Dealer Tags	0
Manufacturing Cost	72,399
Temporary Tags	818
Adjustments	0
<b>TOTAL TAG MONEY DISTRIBUTED</b>	<b><u><u>\$23,640,128</u></u></b>

# SALES AND USE TAX DISTRIBUTION

October 1, 2020 through September 30, 2021

Jefferson County – Indigent Care Fund	\$ 57,068,457
Jefferson County – General Fund	43,440,670
Jefferson County Department of Health	25,700,087
Birmingham-Jefferson Civic Center Authority	1,200,000
Bad Checks	6,730
<b>TOTAL PAID TO RECIPIENTS</b>	<b>127,415,945</b>
Commissions (Paid to County – General Fund)	1,984,034
<b>TOTAL DISTRIBUTIONS</b>	<b>\$ 129,399,979</b>

**Sales and Use Tax Distribution  
\$129,399,979**



# SPECIAL REVENUE SALES AND USE TAX DISTRIBUTION

The Jefferson County Department of Revenue calculates the commission and worthless check fees for Special Revenue Sales and Use Taxes and transfers that amount to the Jefferson County Treasurer to be deposited into the County’s General Fund. The remaining collections are transferred to the Jefferson County Special Revenue Sales Tax Account which is disbursed by the Jefferson County Department of Finance in accordance with State law.

**October 1, 2020 through September 30, 2021**

## Disbursements from Department of Finance

Jefferson County – General Fund	\$ 71,729,477
Debt Service	26,406,638
County and Municipal Boards of Education	18,000,000
Jefferson County Community Service Fund	3,600,000
Birmingham-Jefferson Transit Authority	2,000,000
Birmingham Zoo	500,000
Bad Checks	6,496
<b>TOTAL PAID TO RECIPIENTS</b>	<b>122,242,611</b>

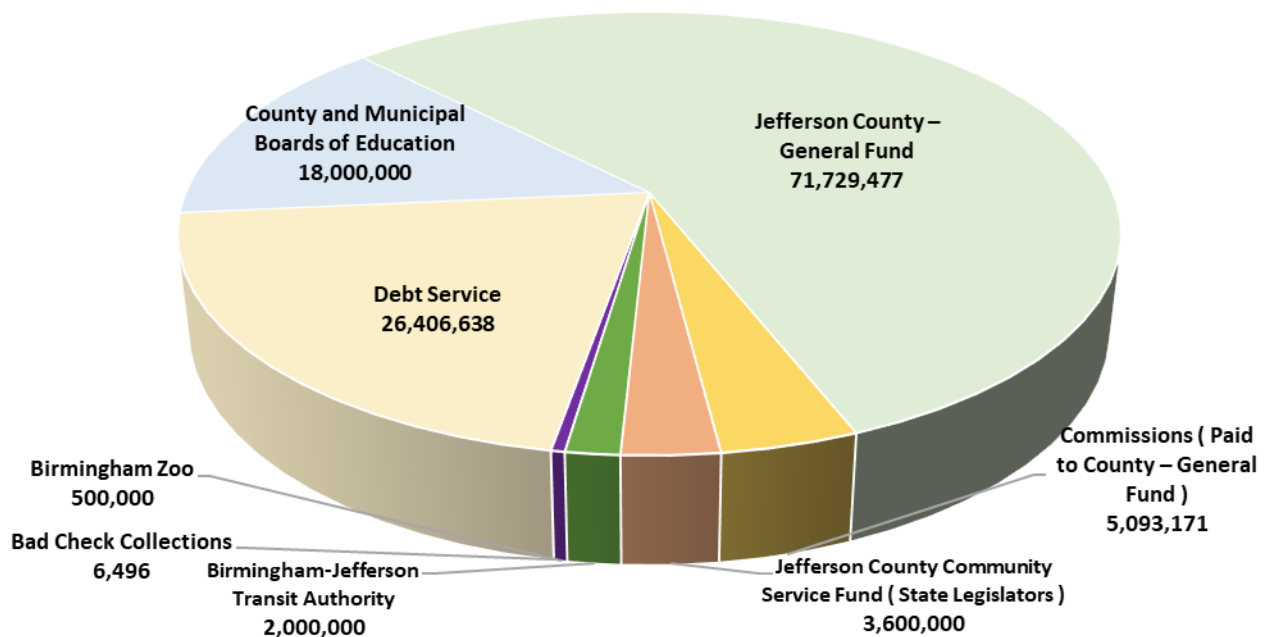
## Disbursements from Department of Revenue

Commissions (Paid to County – General Fund)	5,093,171
---	-----------

## TOTAL DISTRIBUTIONS

**\$ 127,335,783**

### Special Revenue Sales and Use Tax Distribution \$127,335,782.59



# TOBACCO TAX DISTRIBUTION

October 1, 2020 through September 30, 2021

	<b>Amount</b>
Birmingham-Jefferson Civic Center Authority	\$ 482,430
Jefferson County	118,171
Adamsville	2,913
Argo	39
Bessemer	17,688
Birmingham	135,685
Brighton	1,897
Brookside	878
Cardiff	35
Center Point	10,901
Clay	6,254
County Line	39
Fairfield	7,162
Fultondale	5,399
Gardendale	8,951
Graysville	1,395
Helena	1,433
Homewood	16,214
Hoover	37,741
Hueytown	10,376
Irondale	7,956
Kimberly	1,747
Lake View	0
Leeds	6,319
Lipscomb	1,424
Maytown	248
Midfield	3,456
Morris	1,198
Mountain Brook	13,151
Mulga	539
North Johns	93
Pinson	4,615
Pleasant Grove	6,513
Sumiton	10
Sylvan Springs	993
Tarrant	4,121
Trafford	416
Trussville	12,531
Vestavia	21,917
Warrior	2,046
West Jefferson	218
<b>Total Tobacco Tax Paid to County, Municipalities &amp; Civic Center Authority</b>	<b>\$ 955,114</b>
Bad Check Collections	90
Commissions	19,492
<b>TOTAL TOBACCO TAX DISTRIBUTED</b>	<b>\$ 974,606</b>

# SUMMARY OF DISBURSEMENTS BY GROUPS

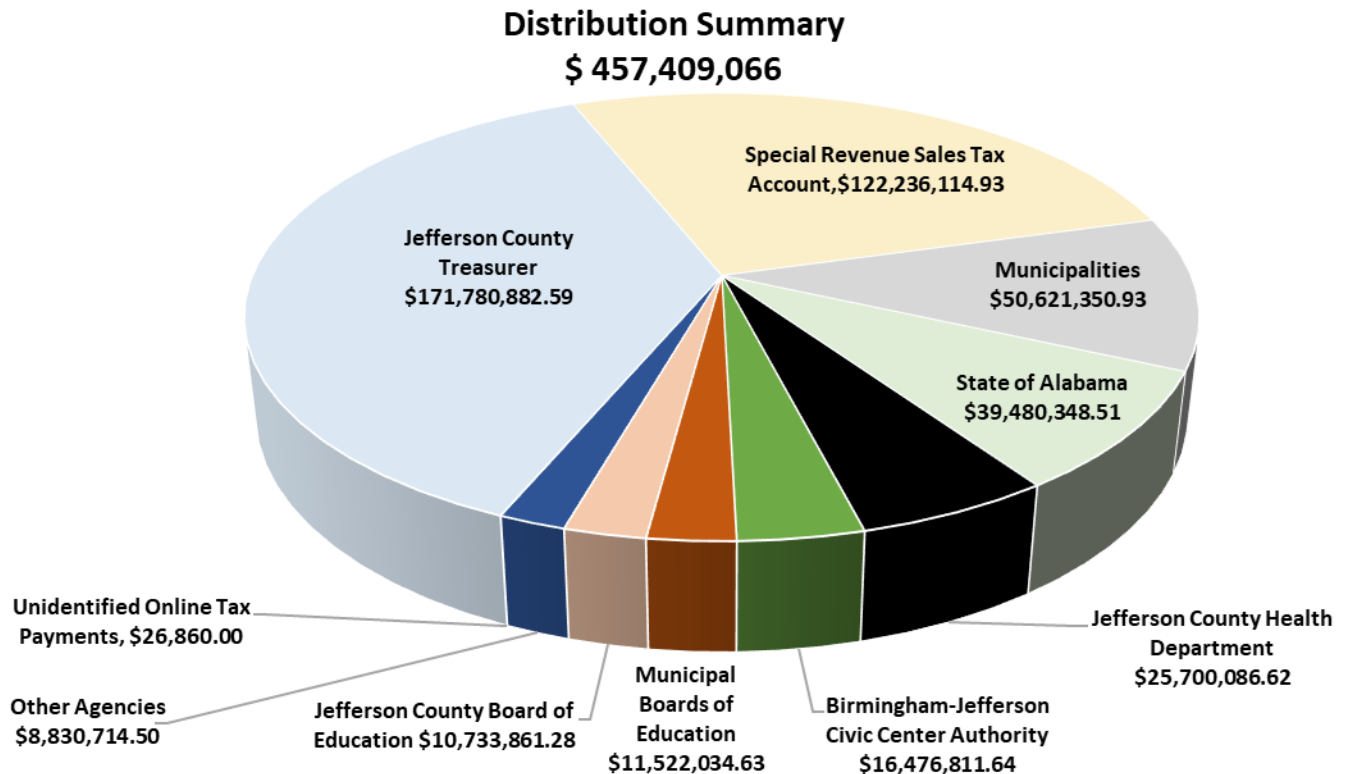
October 1, 2020 through September 30, 2021

**AMOUNT PAID TO:**

Jefferson County Treasurer	\$ 171,780,883
Special Revenue Sales Tax Account (see note 1)	122,236,115
Municipalities	50,621,351
State of Alabama	39,480,349
Jefferson County Health Department	25,700,087
Birmingham-Jefferson Civic Center Authority	16,476,812
Municipal Boards of Education	11,522,035
Jefferson County Board of Education	10,733,861
Other Agencies (see note 2)	8,830,715
<b>Grand Total of Disbursement</b>	<b>\$ 457,409,066</b>

**Note 1:** Section 9 of Jefferson County Ordinance No. 735 dated August 13, 2015, requires the Revenue Director to sequester Special Revenue Sales and Use Tax collections in a special account. The Jefferson County Department of Finance makes final distribution of these taxes as provided by law.

**Note 2:** Other agencies are Birmingham-Jefferson County Transit Authority, Citizenship Trust/State Veterans Living Agency, Greater Birmingham Convention and Visitors Bureau, various Fire Districts within Jefferson County, Juvenile Health Care Board, various school districts outside of Jefferson County and Tenth Judicial Circuit-District Attorney's Office.





# DETAILED DISBURSEMENTS TO STATE OF ALABAMA

October 1, 2020 through September 30, 2021

## AD-VALOREM TAX

2.5 mills General Fund (see Note 1)	2,476,729.44
1.0 mills Soldier Fund	959,624.40
3.0 mills School Fund	<u>2,878,873.28</u>

**Total Ad Valorem Tax** **6,315,227.12**

**Note 1:** Includes Credit Voucher Fees of: \$27,580.00

## AUTOMOBILE LICENSES

Disabled Veteran Tags	\$ 10,393.53
State (72%)	6,889,586.18
State (7%)	669,825.23
Auto State Expense (5%)	477,530.48
Additional Tag Money	7,715,685.15
University Tags	1,323,416.25
Temporary Tags	490.50
Personalized Tags	438,506.25
Prestige Tags	2,153,512.35
Director of Conservation (Specialty Boat)	
ALEA (Specialty Boat)	3.00
Citations	0.75
Manufacturing Cost - Tags	64,807.50
Electric Car Tax	<u>226,939.20</u>

**Total Automobile Licenses** **\$ 20,018,001.30**

## DRIVER LICENSES

Duplicate and ID's	\$ 595,323.50
Driver Licenses	1,647,253.75
Commercial Driver Licenses	95,925.50
Exam Fees	<u>2,680.00</u>

**Total Driver Licenses** **\$ 2,314,033.00**

## MANUFACTURED HOMES

Manufactured Home Fees	\$ 9,987.90
Manufactured Home Move Permits	

**Total Manufactured Homes** **\$ 9,987.90**

## STATE PRIVILEGE LICENSES

State Privilege Licenses	\$ 716,739.86
Forestry Licenses	1,562.43
Dentist Licenses	871.22
Doctor Licenses	49,844.05
Chiropractor Licenses	653.56
Examiner / Collector Licenses	615.43
Citations	<u>1,525.50</u>

**Total State Privilege Licenses** **\$ 771,857.73**

# DETAILED DISBURSEMENTS TO STATE OF ALABAMA

October 1, 2020 through September 30, 2021

## ASSOCIATIONS

Dental	\$ 2,613.73
Medical	33,229.38
Chiropractor	1,635.14
Ala State	20,193.30
<b>Total to Associations</b>	<b><u>\$ 57,671.55</u></b>

## STATE DEPARTMENT OF REVENUE

Store Licenses	\$ 169,390.24
Citations	0
Title Fees	829,490.00
Special Common Carrier License - 7.5% General	892.79
Special Common Carrier License - 56.5% Education Trust	6,725.73
State Sales & Use Tax - Auto	5,649,670.00
State Sales & Use Tax - Boat	202,609.50
MLI Reinstatement	2,895,610.00
<b>Total to State Department of Revenue</b>	<b><u>\$ 9,754,388.26</u></b>

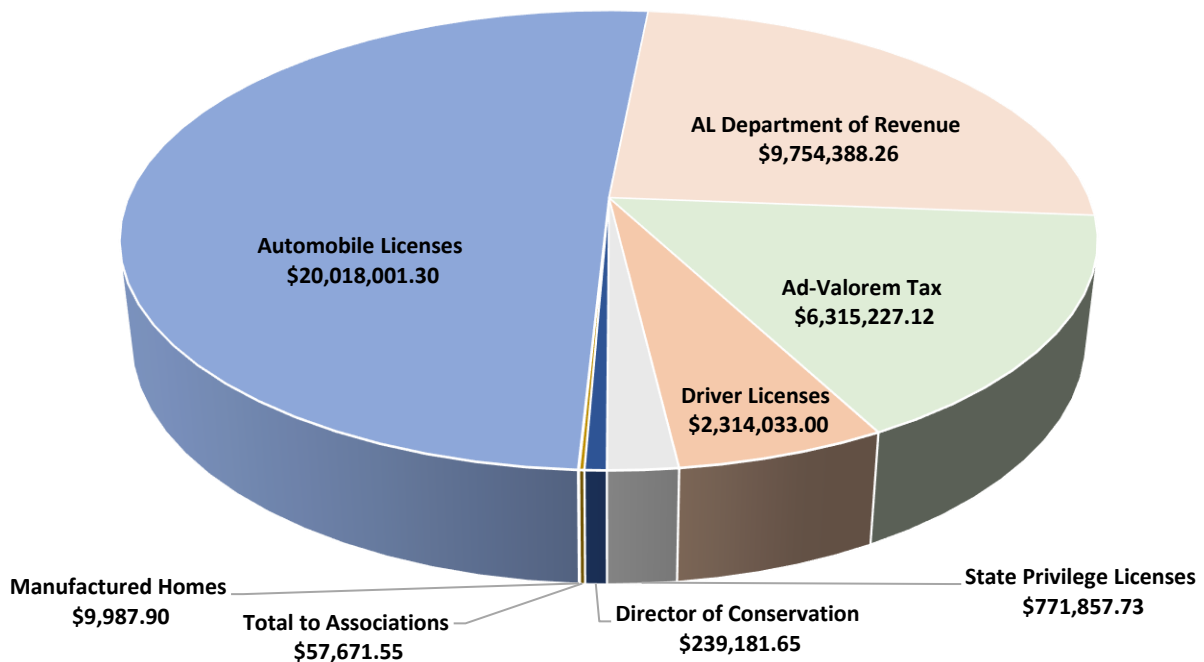
## DIRECTOR OF CONSERVATION

Hunting, Fishing & Boat Licenses	\$ 215,548.05
----------------------------------	---------------

## TOTAL TO STATE OF ALABAMA

**\$ 39,480,348.51**

### Disbursements to the State of Alabama \$39,480,348.51



# DETAILED DISBURSEMENTS TO JEFFERSON COUNTY TREASURER

October 1, 2020 through September 30, 2021

<b>Additional Excise Tax</b>	\$	<b>37,087.06</b>
------------------------------	----	------------------

**Ad Valorem Tax**

Total Assessed Value of all taxable vehicles  
registered in Jefferson County                      \$1,040,041,300.00

**Courthouse and Satellite offices**

5.6 mills	General Fund	\$	5,484,629.40
2.1 mills	Road Fund		1,156,786.94
2.9 mills	Bridge & Public Building Fund		2,783,015.12
2.2 mills	Bridge & Public Building Fund		2,111,253.07
0.7 mills	Sanitary Fund		671,762.15

<b>Total from Courthouse and Satellite offices</b>	<b>\$</b>	<b><u>12,207,446.68</u></b>
--	-----------	-----------------------------

**Municipalities**

5.6 mills	General Fund	\$	262,476.96
2.1 mills	Road Fund		100,159.60
2.9 mills	Bridge & Public Building Fund		129,503.44
2.2 mills	Bridge & Public Building Fund		101,059.13
0.7 mills	Sanitary Fund		32,174.46

<b>Total from Municipalities</b>	<b>\$</b>	<b><u>625,373.59</u></b>
----------------------------------	-----------	--------------------------

<b>Auto Licenses from State ( 7% )</b>	<b>\$</b>	<b>719,297.77</b>
--	-----------	-------------------

<b>Beer Tax</b>	<b>\$</b>	<b>1,102,121.43</b>
-----------------	-----------	---------------------

**Citations**

Automobile Licenses	\$	0.75
Manufactured Home Fees		3,507.00
Municipal Real Estate Licenses		-
State Privilege & Store Licenses		163.00

<b>Total Citations</b>	<b>\$</b>	<b><u>3,670.75</u></b>
------------------------	-----------	------------------------

# DETAILED DISBURSEMENTS TO JEFFERSON COUNTY TREASURER

October 1, 2020 through September 30, 2021

## Commissions

Ad Valorem Tax	\$ 2,403,586.99
Alcoholic Beverage Tax	128,450.16
Automobile Licenses	362,937.34
Beer Tax	58,373.84
County Gasoline Tax	89,197.56
Education Sales & Use Tax	-
Electric Car Tax	5,819.15
Lodgings Tax	68,289.71
MLI Reinstatement	255,495.00
Municipal Sales & Use Tax - Auto	224,273.48
Municipal Sales & Use Tax - Boat	8,230.35
Sales & Use Tax	1,984,033.65
Special Common Carrier License	305.22
Special Revenue Sales & Use Tax	5,093,171.30
State Privilege & Store Licenses	89,624.22
State Sales & Use Tax - Auto	297,350.96
State Sales & Use Tax - Boat	10,663.61
Tobacco Tax	19,492.16
<b>Total Commissions</b>	<b><u>\$ 11,099,294.70</u></b>

## Fees

Automobile License Issuance Fees	\$ 986,609.65
Automobile Mail Fees	405,321.81
Automobile Transfer	29,569.50
Boat License Fees	22,152.00
Boat License Mail Fees	1,172.06
Credit Voucher Fees	29,118.00
Dealer Issuance Fees	-
Driver License Fees	57,759.35
Driver License Fund	62,748.90
Hunting & Fishing License Fees	953.80
Jefferson County Business License (JCBL) - Fees	75,427.53
Manufactured Home Fees	8,715.00
Miscellaneous Fees and Listings	168,226.03
Municipal Real Estate Fees	1,402.00
State Privilege & Store License Fees and Interest	49,166.28
State Privilege & Store License Mail Fees	6,094.81
Temporary Tags	327.00
<b>Total Fees</b>	<b><u>\$ 1,904,763.72</u></b>

# DETAILED DISBURSEMENTS TO JEFFERSON COUNTY TREASURER

October 1, 2020 through September 30, 2021

## Gas Tax

County Gasoline Tax	\$ 254,271.36
State Gasoline Tax .04	1,272,583.95
State Gasoline Tax .05	627,358.93
State Gasoline Tax .07	2,559,281.76
State Gasoline Tax .10	5,216,938.66

**Total Gas Tax** **\$ 9,930,434.66**

## Indigent Care Fund

Alcoholic Beverage Tax	\$ 6,294,057.25
Sales & Use Tax	57,068,457.39

**Total Indigent Care Fund** **\$ 63,362,514.64**

## Licenses

Additional Auto Licenses from State	\$ 1,293,148.81
Automobile Licenses	323,771.42
County Ordinance	1,020.31
International Registration Plan (IRP) Licenses from State	250,371.75
Jefferson County Business Licenses (JCBL)	8,400,822.17
Manufactured Home	13,716.41
Special Common Carrier Licenses	4,285.43
State Privilege & Store Licenses	705,274.41

**Total Licenses** **\$ 10,992,410.71**

## Miscellaneous

Mandatory Liability Insurance (MLI) Reinstatement - General Fund	\$ 255,495.00
Replacement Tags	7,721.25
Title Fees	165,828.00

**Total Miscellaneous** **\$ 429,044.25**

## Penalties

Automobile Transfer	\$ 55,655.28
Bad Checks Fees	13,995.60
Beer Tax	5,753.57
County Gasoline Tax	844.07
Municipal Real Estate Tax	438.00
State Privilege & Store Licenses	50,374.31

**Total Penalties** **\$ 127,060.83**

**Petroleum Inspection Fees** **\$ 117,570.44**

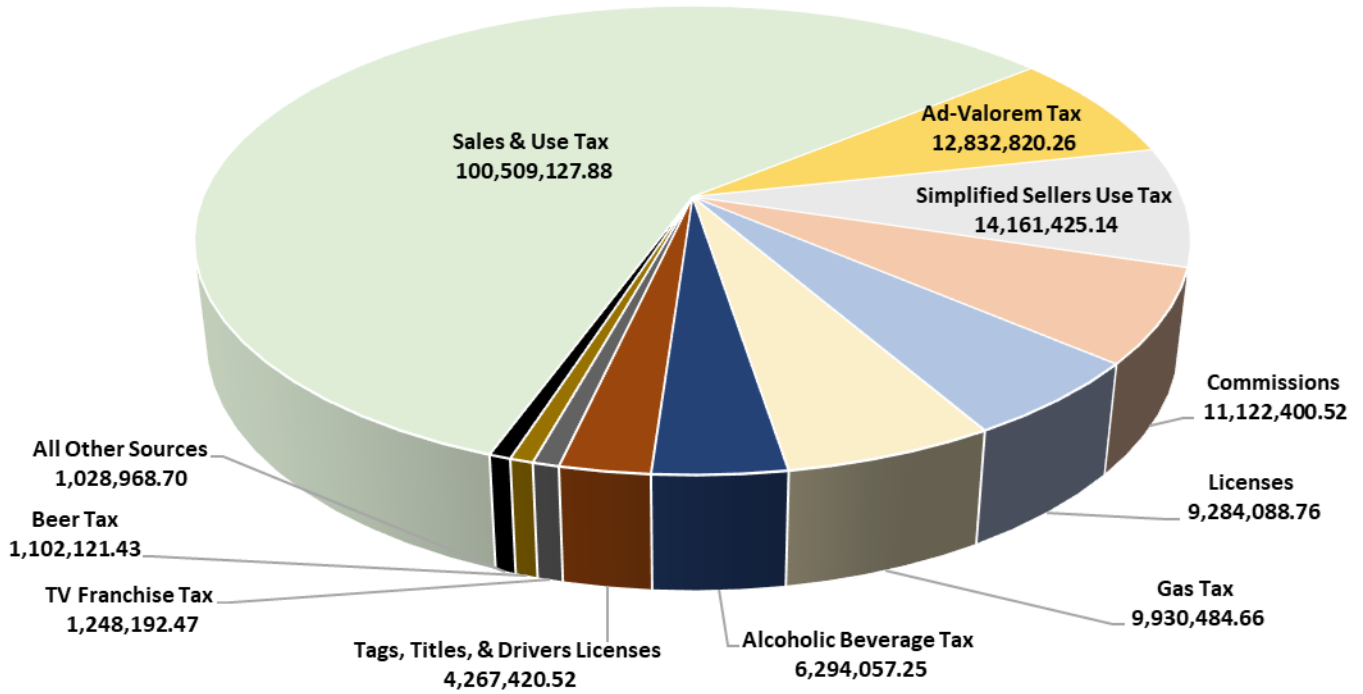
# DETAILED DISBURSEMENTS TO JEFFERSON COUNTY TREASURER

October 1, 2020 through September 30, 2021

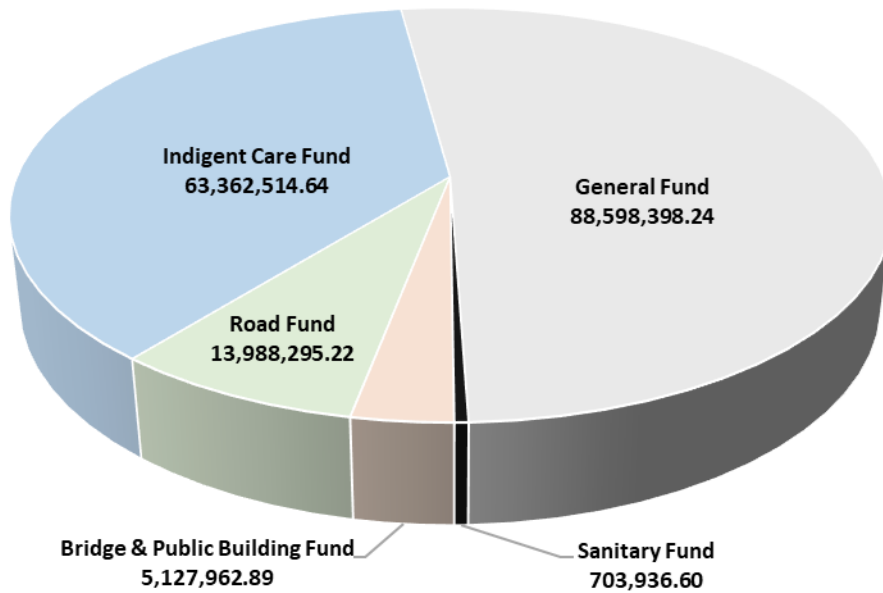
Rideshare Tax	\$ 11,763.87
Sales & Use Tax	\$ 43,440,670.49
Simplified Sellers Use Tax	\$ 14,161,425.14
Tobacco Tax	\$ 118,171.02
Tobacco Tax Discount Reimbursement	\$ 111,293.00
TV Franchise Tax	\$ 1,248,192.47
Wine Tax	\$ 31,500.37
<b>TOTAL PAID TO JEFFERSON COUNTY TREASURER</b>	<b><u>\$ 171,781,107.59</u></b>

# DETAILED DISBURSEMENTS TO JEFFERSON COUNTY TREASURER

**Disbursements to the Jefferson County Treasurer by Source**  
**\$ 171,781,107.59**

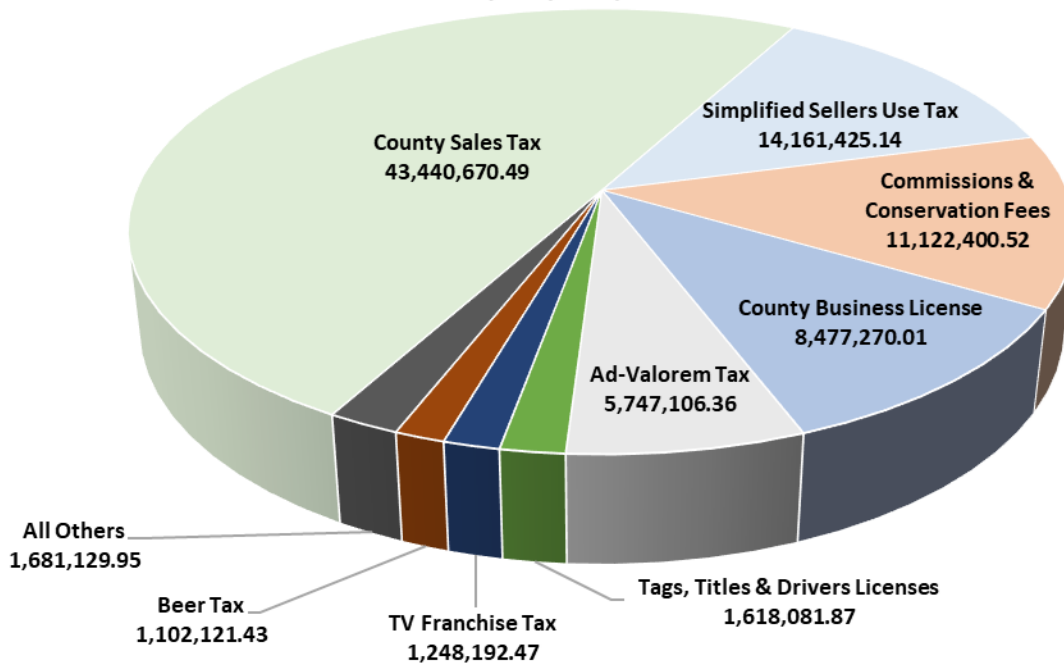


**Disbursements to the Jefferson County Treasurer by Fund**  
**\$ 171,781,107.59**

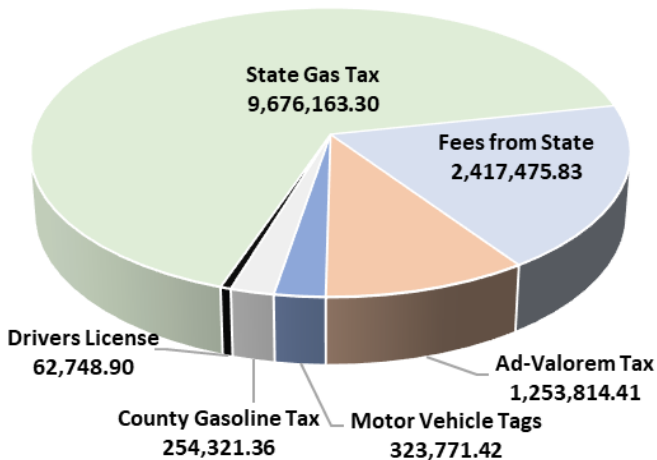


# JEFFERSON COUNTY FUNDS BY REVENUE SOURCE

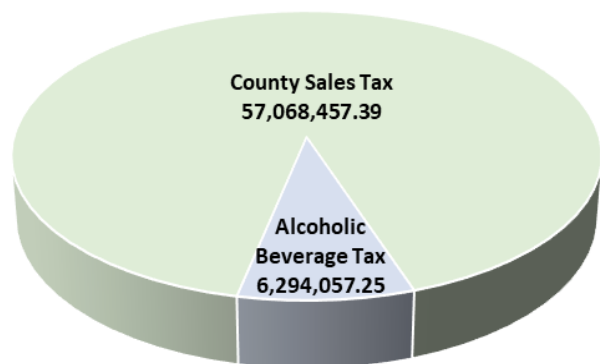
**Source of Revenue Distributed to the County's General Fund  
\$ 88,598,398.24**



**Road Fund Distributions by Revenue Source  
\$ 13,988,295.22**



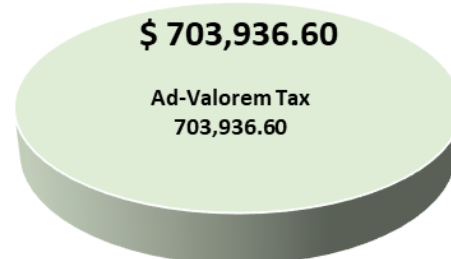
**Indigent Care Fund Distributions by Revenue Source  
\$ 63,362,514.64**



**Bridge and Public Building Fund Distributions by Revenue Source  
\$ 5,127,962.89**



**Sanitary Fund Distributions by Revenue Source  
\$ 703,936.60**





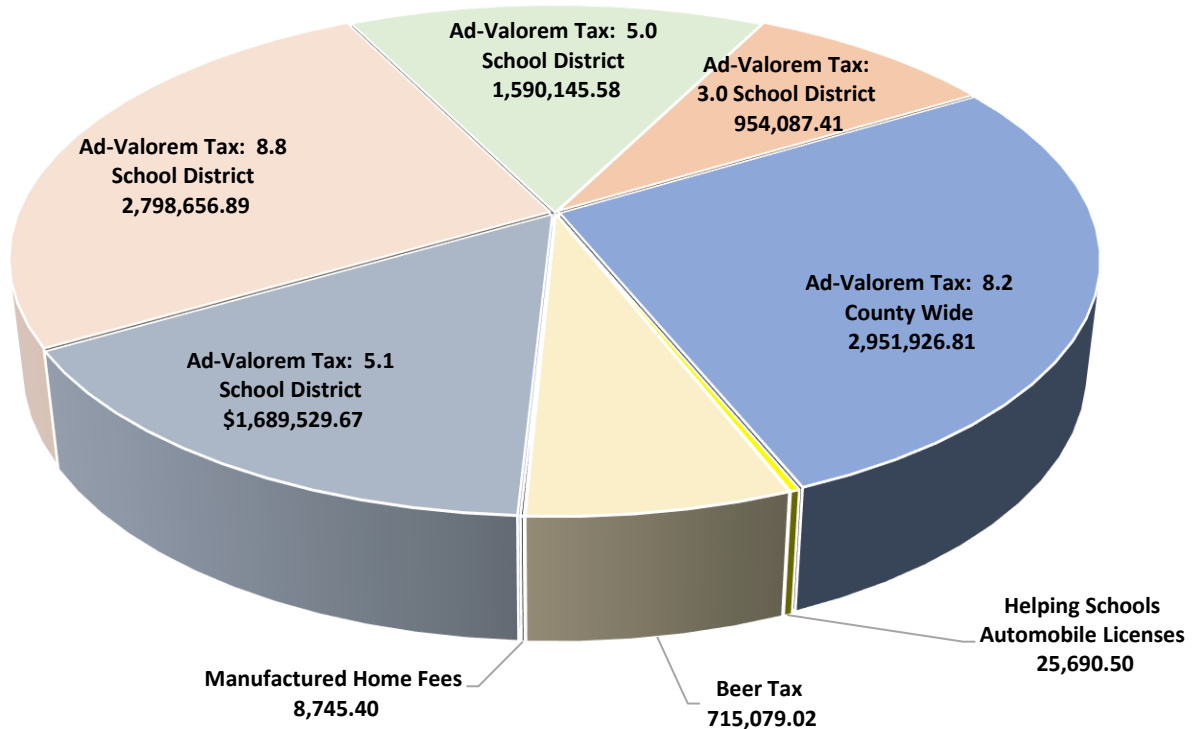
# DISBURSEMENTS TO THE JEFFERSON COUNTY BOARD OF EDUCATION

October 1, 2020 through September 30, 2021

**SOURCE OF REVENUE:**

Ad-Valorem Tax: 5.1 mills School District	\$ 1,689,529.67
Ad-Valorem Tax: 8.8 mills School District	2,798,656.89
Ad-Valorem Tax: 5.0 mills School District	1,590,145.58
Ad-Valorem Tax: 3.0 mills School District	954,087.41
Ad-Valorem Tax: 8.2 mills County Wide	2,951,926.81
Helping Schools Automobile Licenses	25,690.50
Beer Tax	715,079.02
Manufactured Home Fees	7,595.02
<b>TOTAL PAID TO JEFFERSON COUNTY SCHOOL TREASURER</b>	<b>\$ 10,733,861.28</b>

**Disbursements to the  
Jefferson County Board of Education  
by Revenue Source  
\$10,733,861.28**



# DISBURSEMENTS TO THE CITY OF ADAMSVILLE

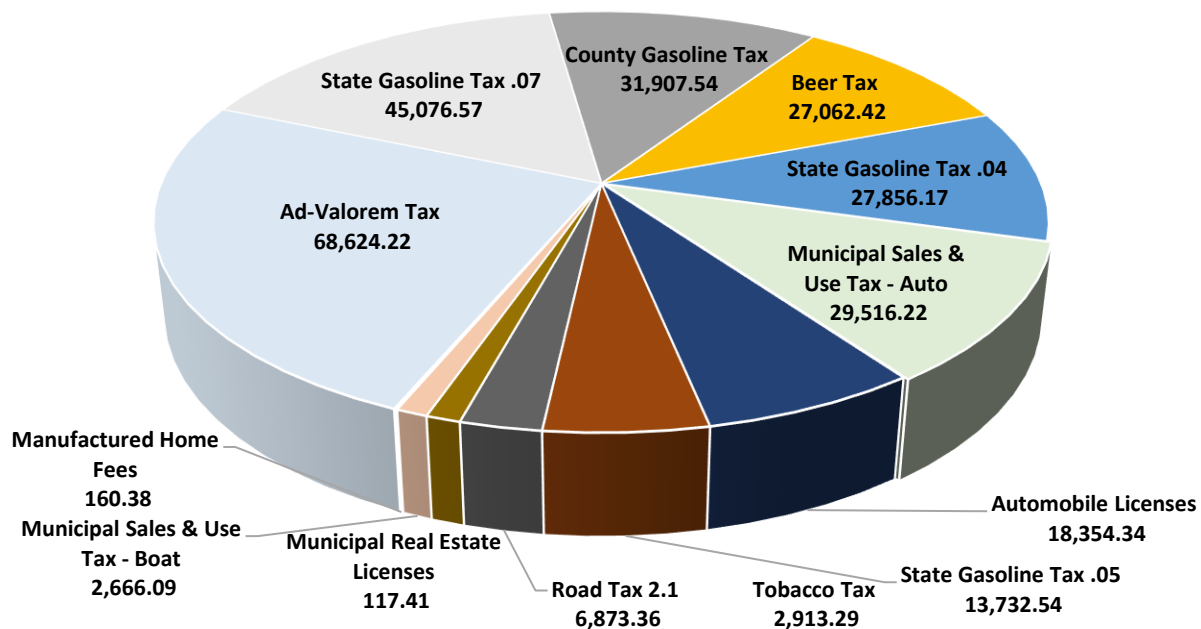
October 1, 2020 through September 30, 2021

<i>Number of Vehicle Registrations</i>	<b>6,466</b>
<i>Total Assessed Value of all taxable vehicles registered in the City</i>	<b>\$ 7,047,060.00</b>

## SOURCE OF REVENUE

Ad-Valorem Tax	\$ 68,624.22
State Gasoline Tax .07	45,076.57
County Gasoline Tax	31,907.54
Beer Tax	27,062.42
State Gasoline Tax .04	27,856.17
Municipal Sales & Use Tax - Auto	29,516.22
Automobile Licenses	18,354.34
State Gasoline Tax .05	13,732.54
Road Tax 2.1 mills	6,873.36
Tobacco Tax	2,913.29
Municipal Sales & Use Tax - Boat	2,666.09
Municipal Real Estate Licenses	117.41
Manufactured Home Fees	160.38
<b>TOTAL PAID TO THE CITY OF ADAMSVILLE</b>	<b>\$ 274,860.55</b>

**Disbursements to the City of Adamsville by Revenue Source  
\$274,860.55**



# DISBURSEMENTS TO THE TOWN OF ARGO

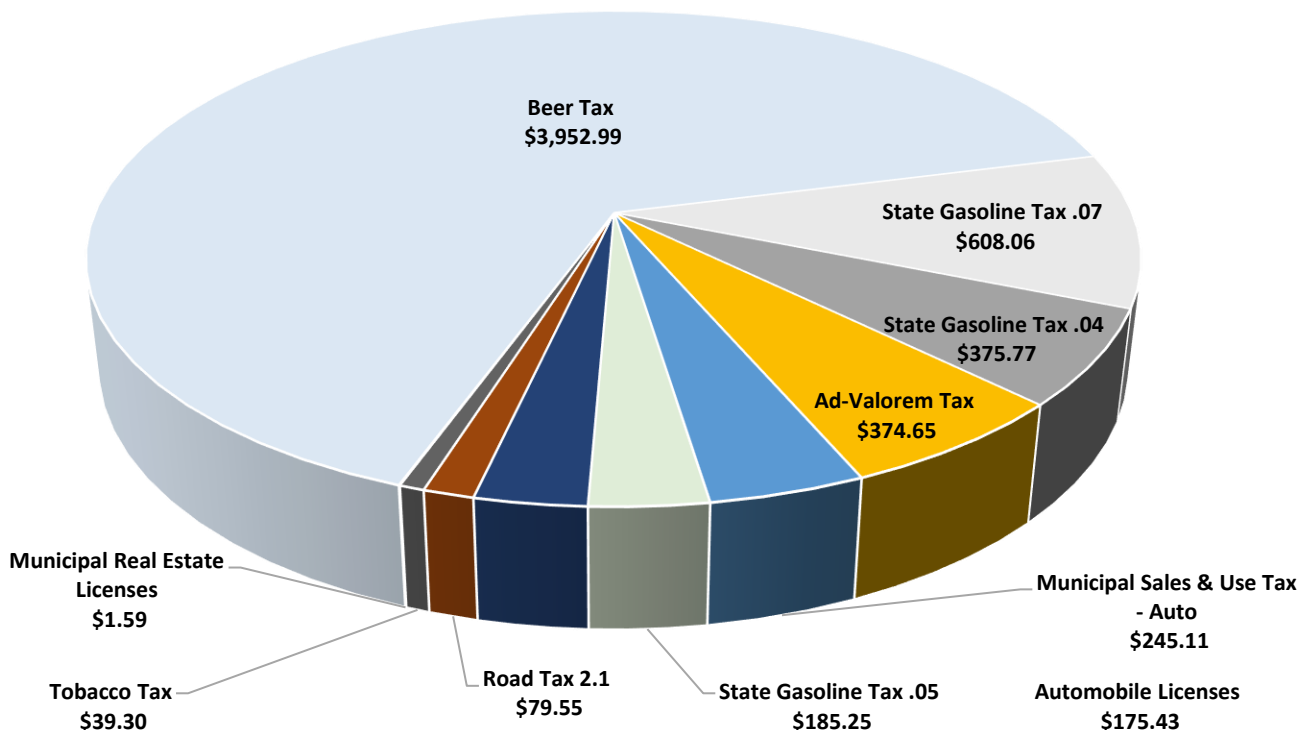
October 1, 2020 through September 30, 2021

<i>Number of Vehicle Registrations</i>	<b>94</b>
<i>Total Assessed Value of all taxable vehicles registered in the Town</i>	<b>\$ 81,040.00</b>

## SOURCE OF REVENUE

Beer Tax	\$ 3,952.99
State Gasoline Tax .07	608.06
State Gasoline Tax .04	375.77
Ad-Valorem Tax	374.65
Municipal Sales & Use Tax - Auto	245.11
State Gasoline Tax .05	185.25
Automobile Licenses	175.43
Road Tax 2.1 mills	79.55
Tobacco Tax	39.30
Municipal Real Estate Licenses	1.59
<b>TOTAL PAID TO THE TOWN OF ARGO</b>	<b>\$ 6,037.70</b>

**Disbursements to the Town of Argo by Revenue Source  
\$6,037.70**



# DISBURSEMENTS TO THE CITY OF BESSEMER

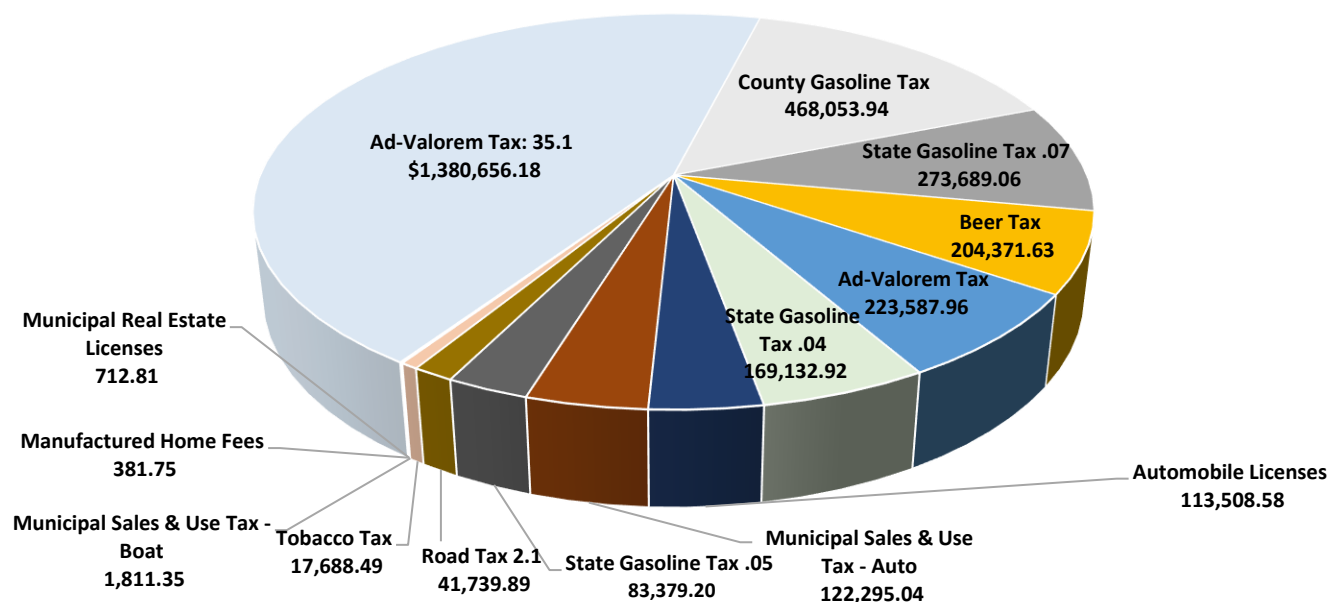
October 1, 2020 through September 30, 2021

<i>Number of Vehicle Registrations</i>	<b>36,754</b>
<i>Total Assessed Value of all taxable vehicles registered in the City</i>	<b>\$ 42,187,020.00</b>

## SOURCE OF REVENUE

Ad-Valorem Tax: 35.1 mills General Fund	\$1,380,656.18
County Gasoline Tax	468,053.94
State Gasoline Tax .07	273,689.06
Beer Tax	204,371.63
Ad-Valorem Tax 5.4 mills School Fund	223,587.96
State Gasoline Tax .04	169,132.92
Automobile Licenses	113,508.58
Municipal Sales & Use Tax - Auto	122,295.04
State Gasoline Tax .05	83,379.20
Road Tax 2.1 mills	41,739.89
Tobacco Tax	17,688.49
Municipal Sales & Use Tax - Boat	1,811.35
Municipal Real Estate Licenses	712.81
Manufactured Home Fees	381.75
<b>TOTAL PAID TO THE CITY OF BESSEMER</b>	<b>\$ 3,101,008.80</b>

**Disbursements to the City of Bessemer by Revenue Source  
\$3,101,008.80**



# DISBURSEMENTS TO THE CITY OF BIRMINGHAM

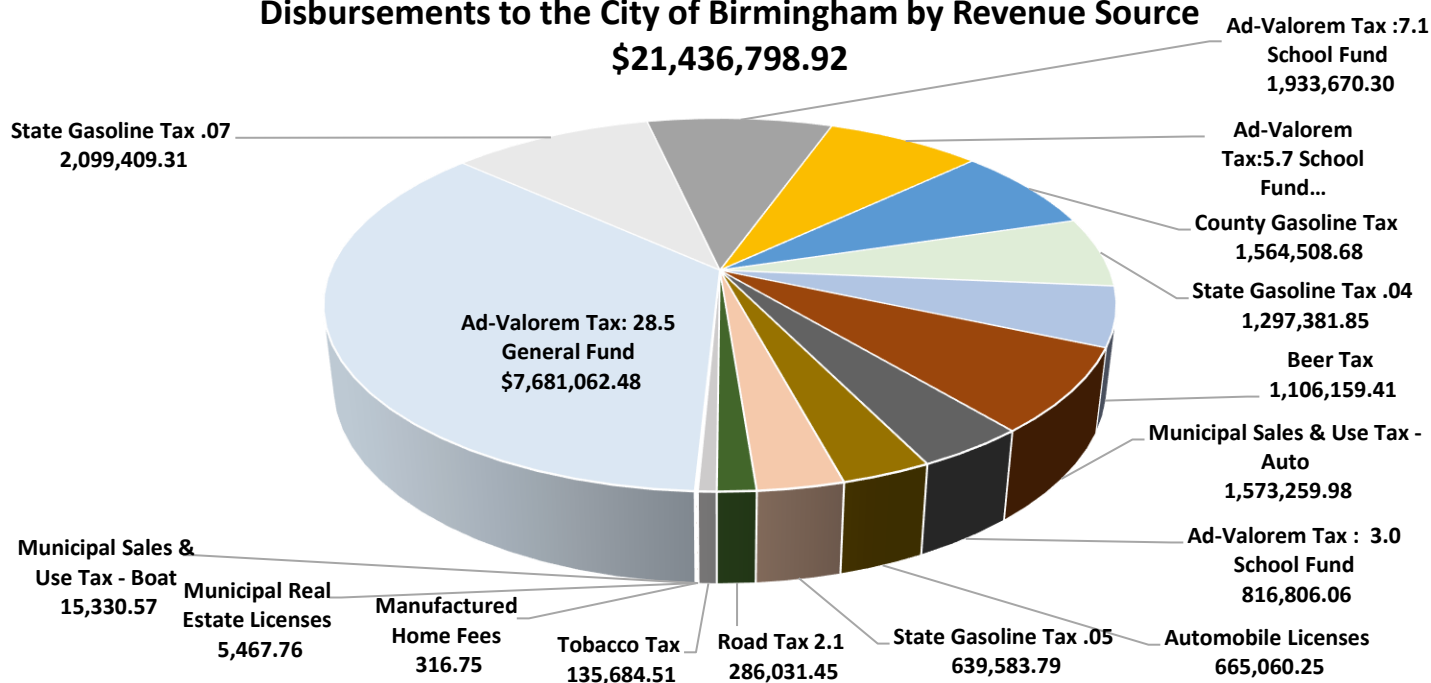
October 1, 2020 through September 30, 2021

<i>Number of Vehicle Registrations</i>	<b>211,549</b>
<i>Total Assessed Value of all taxable vehicles registered in the City</i>	<b>\$ 300,494,820.00</b>

## SOURCE OF REVENUE

Ad-Valorem Tax: 28.5 mills General Fund	\$ 7,681,062.48
State Gasoline Tax .07	2,099,409.31
Ad-Valorem Tax: 7.1 mills School Fund	1,933,670.30
Ad-Valorem Tax: 5.7 mills School Fund	1,617,065.77
County Gasoline Tax	1,564,508.68
State Gasoline Tax .04	1,297,381.85
Beer Tax	1,106,159.41
Municipal Sales & Use Tax - Auto	1,573,259.98
Ad-Valorem Tax: 3.0 mills School Fund	816,806.06
Automobile Licenses	665,060.25
State Gasoline Tax .05	639,583.79
Road Tax 2.1 mills	286,031.45
Tobacco Tax	135,684.51
Municipal Sales & Use Tax - Boat	15,330.57
Municipal Real Estate Licenses	5,467.76
Manufactured Home Fees	316.75
<b>TOTAL PAID TO THE CITY OF BIRMINGHAM</b>	<b>\$ 21,436,798.92</b>

**Disbursements to the City of Birmingham by Revenue Source**  
**\$21,436,798.92**



# DISBURSEMENTS TO THE CITY OF BRIGHTON

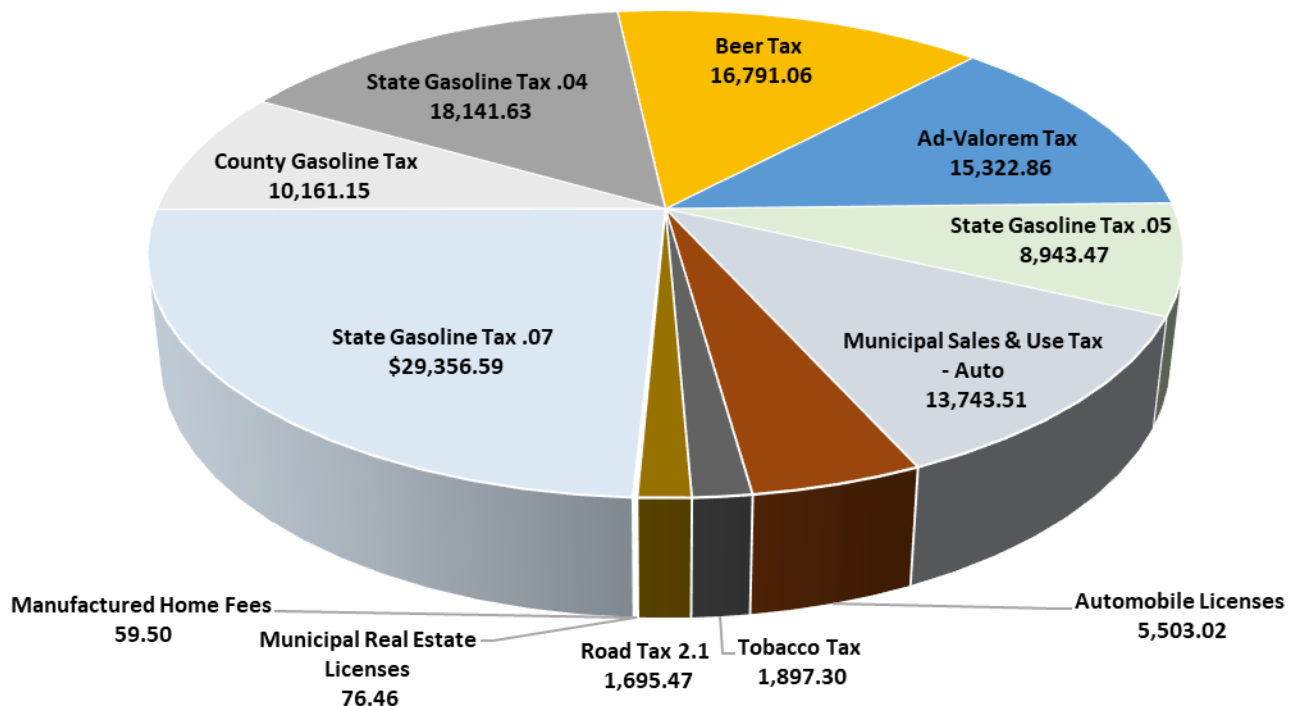
October 1, 2020 through September 30, 2021

<i>Number of Vehicle Registrations</i>	<b>2,124</b>
<i>Total Assessed Value of all taxable vehicles registered in the City</i>	<b>\$ 1,702,320.00</b>

## SOURCE OF REVENUE

State Gasoline Tax .07	\$29,356.59
County Gasoline Tax	10,161.15
State Gasoline Tax .04	18,141.63
Beer Tax	16,791.06
Ad-Valorem Tax	15,322.86
State Gasoline Tax .05	8,943.47
Municipal Sales & Use Tax - Auto	13,743.51
Automobile Licenses	5,503.02
Tobacco Tax	1,897.30
Road Tax 2.1 mills	1,695.47
Manufactured Home Fees	59.50
Municipal Real Estate Licenses	76.46
<b>TOTAL PAID TO THE CITY OF BRIGHTON</b>	<b>\$ 121,692.02</b>

**Disbursements to the City of Brighton by Revenue Source**  
**\$121,692.02**



# DISBURSEMENTS TO THE TOWN OF BROOKSIDE

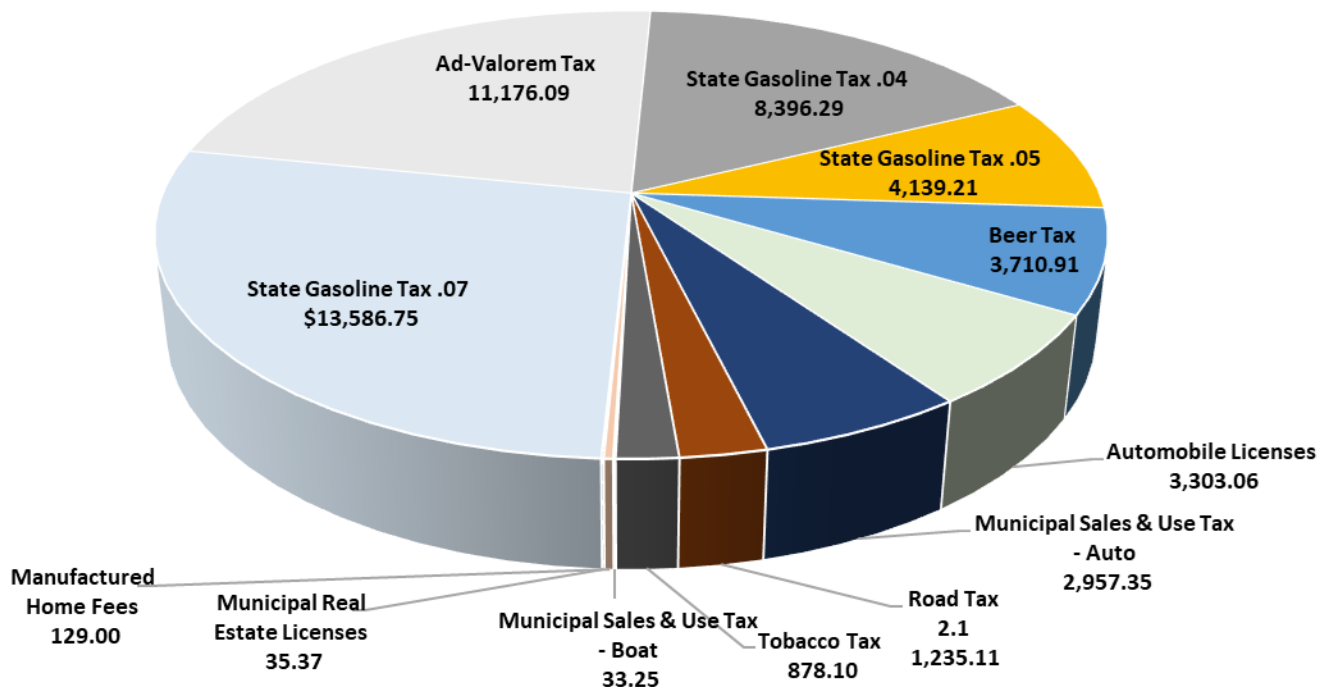
October 1, 2020 through September 30, 2021

<i>Number of Vehicle Registrations</i>	<b>1,311</b>
<i>Total Assessed Value of all taxable vehicles registered in the Town</i>	<b>\$ 1,275,260.00</b>

## SOURCE OF REVENUE

State Gasoline Tax .07	\$ 13,586.75
Ad-Valorem Tax	11,176.09
State Gasoline Tax .04	8,396.29
State Gasoline Tax .05	4,139.21
Beer Tax	3,710.91
Automobile Licenses	3,303.06
Municipal Sales & Use Tax - Auto	2,957.35
Road Tax 2.1 mills	1,235.21
Tobacco Tax	878.10
Municipal Sales & Use Tax - Boat	33.25
Manufactured Home Fees	129.00
Municipal Real Estate Licenses	35.37
<b>TOTAL PAID TO THE TOWN OF BROOKSIDE</b>	<b>\$ 49,580.59</b>

**Disbursements to the Town of Brookside by Revenue Source  
\$ 49,580.59**



# DISBURSEMENTS TO THE TOWN OF CARDIFF

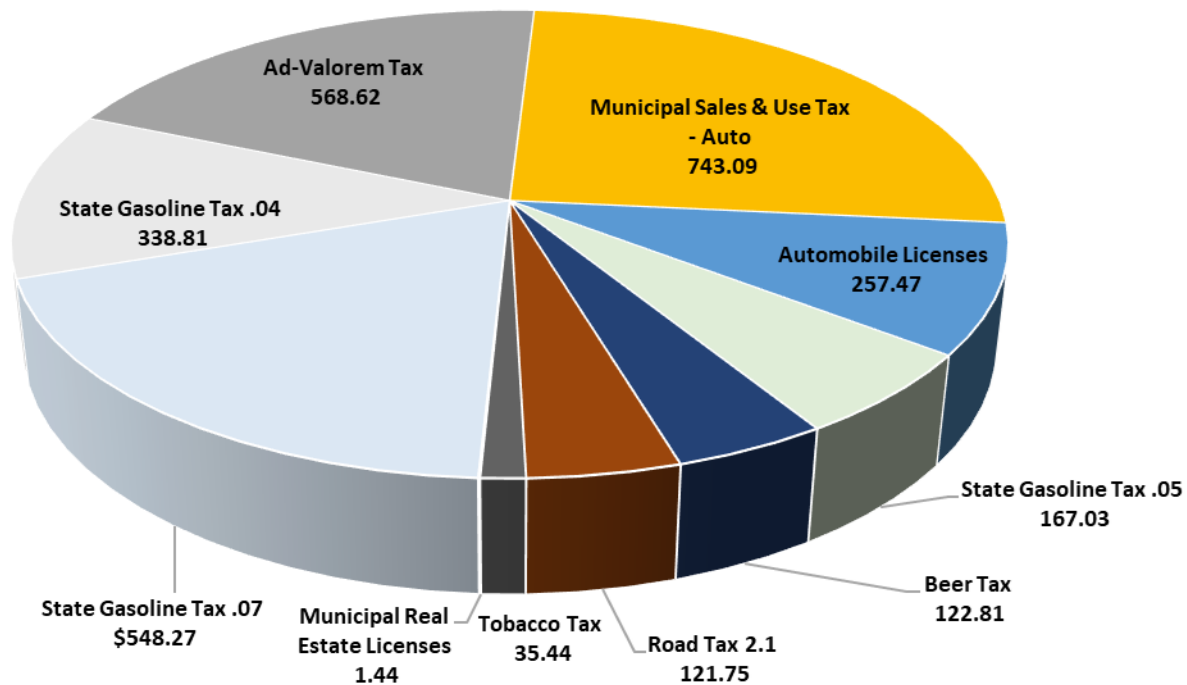
October 1, 2020 through September 30, 2021

<i>Number of Vehicle Registrations</i>	<b>129</b>
<i>Total Assessed Value of all taxable vehicles registered in the Town</i>	<b>\$ 126,340.00</b>

**SOURCE OF REVENUE**

State Gasoline Tax .07	\$ 547.27
State Gasoline Tax .04	338.81
Ad-Valorem Tax	568.62
Municipal Sales & Use Tax - Auto	743.09
Automobile Licenses	257.47
State Gasoline Tax .05	167.03
Beer Tax	122.81
Road Tax 2.1 mills	121.75
Tobacco Tax	35.44
Municipal Real Estate Licenses	1.44
<b>TOTAL PAID TO THE TOWN OF CARDIFF</b>	<b>\$ 2,904.73</b>

**Disbursements to the City of Birmingham by Revenue Source  
\$ 2,904.73**





# DISBURSEMENTS TO THE CITY OF CENTER POINT

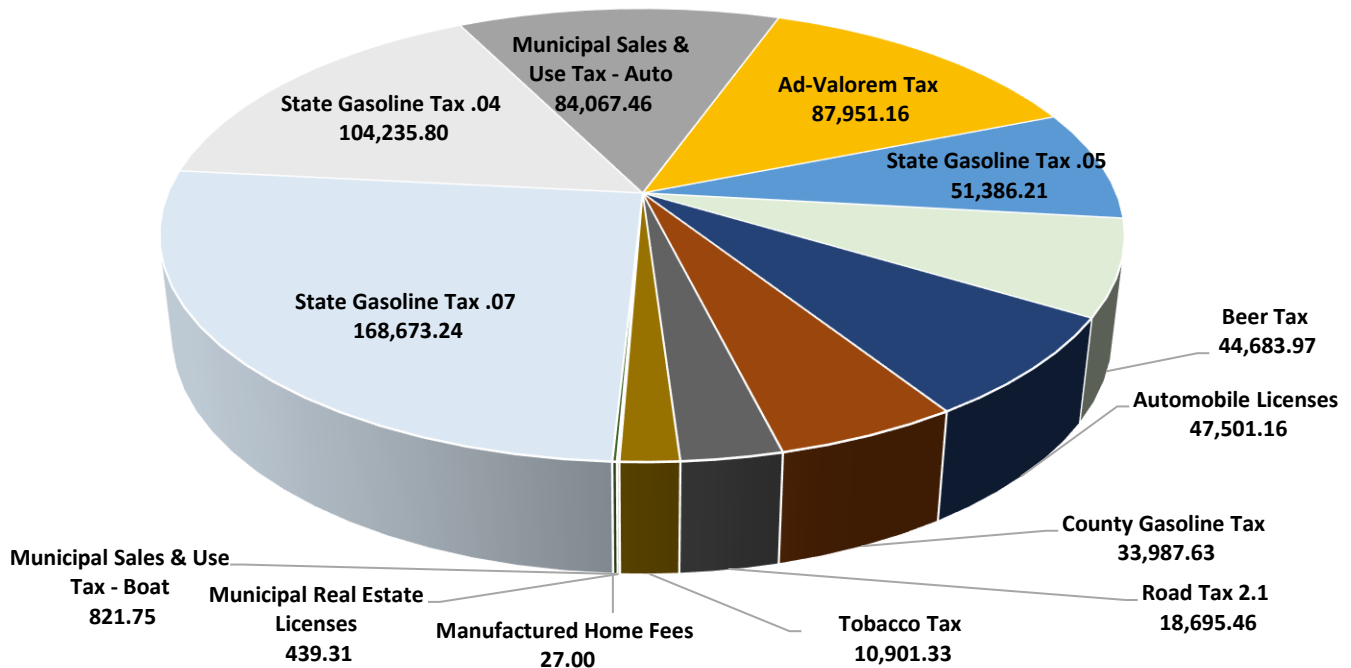
October 1, 2020 through September 30, 2021

<i>Number of Vehicle Registrations</i>	<b>17,529</b>
<i>Total Assessed Value of all taxable vehicles registered in the City</i>	<b>\$ 19,008,360.00</b>

**SOURCE OF REVENUE**

State Gasoline Tax .07	\$ 168,673.24
State Gasoline Tax .04	104,235.80
Municipal Sales & Use Tax - Auto	84,067.46
Ad-Valorem Tax	87,951.16
State Gasoline Tax .05	51,386.21
Beer Tax	44,683.97
Automobile Licenses	47,501.16
County Gasoline Tax	33,987.63
Road Tax 2.1 mills	18,695.46
Tobacco Tax	10,901.33
Municipal Real Estate Licenses	439.31
Municipal Sales & Use Tax - Boat	821.75
Manufactured Home Fees	27.00
<b>TOTAL PAID TO THE CITY OF CENTER POINT</b>	<b>\$ 653,371.48</b>

**Disbursements to the City of Center Point by Revenue Source  
\$ 653,371.48**



# DISBURSEMENTS TO THE CITY OF CLAY

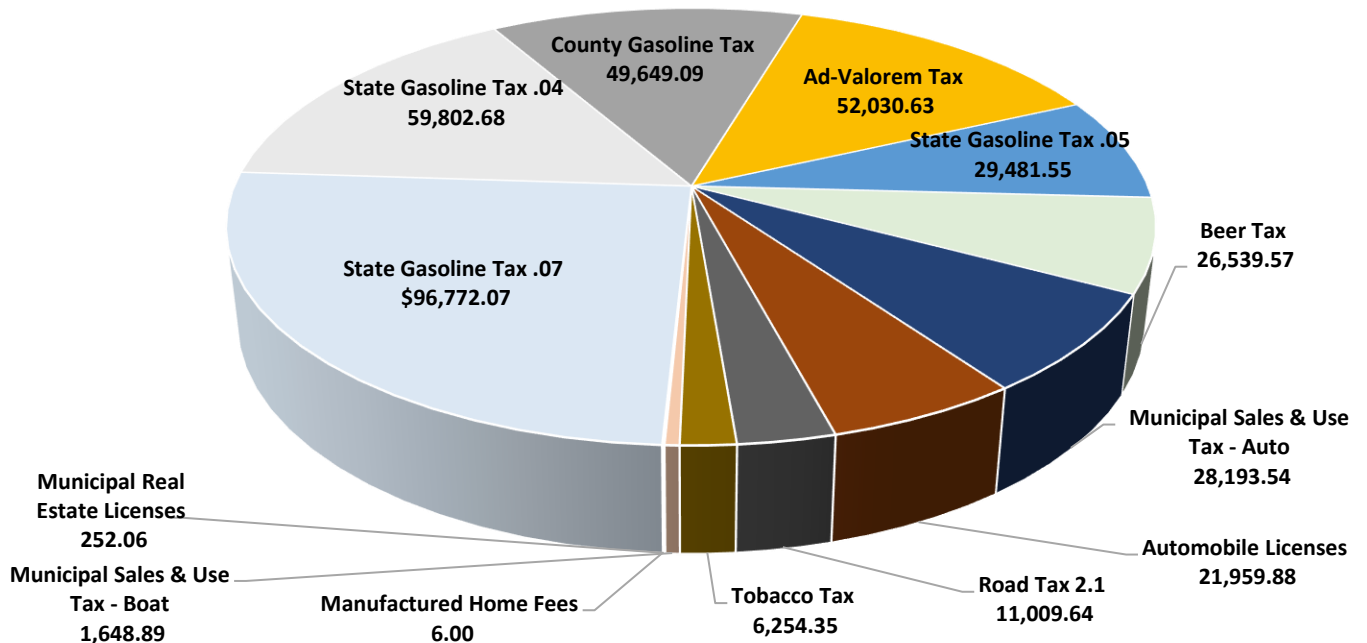
October 1, 2020 through September 30, 2021

<i>Number of Vehicle Registrations</i>	<b>8,617</b>
<i>Total Assessed Value of all taxable vehicles registered in the City</i>	<b>\$ 11,227,380.00</b>

## SOURCE OF REVENUE

State Gasoline Tax .07	\$ 96,772.07
State Gasoline Tax .04	59,802.68
County Gasoline Tax	49,649.09
Ad-Valorem Tax	52,030.63
State Gasoline Tax .05	29,481.55
Beer Tax	26,539.57
Municipal Sales & Use Tax - Auto	28,193.54
Automobile Licenses	21,959.88
Road Tax 2.1 mills	11,009.64
Tobacco Tax	6,254.35
Municipal Sales & Use Tax - Boat	1,648.89
Municipal Real Estate Licenses	252.06
Manufactured Home Fees	6.00
<b>TOTAL PAID TO THE CITY OF CLAY</b>	<b>\$ 383,599.95</b>

## Disbursements to the City of Clay by Revenue Source \$ 383,599.95



# DISBURSEMENTS TO THE TOWN OF COUNTY LINE

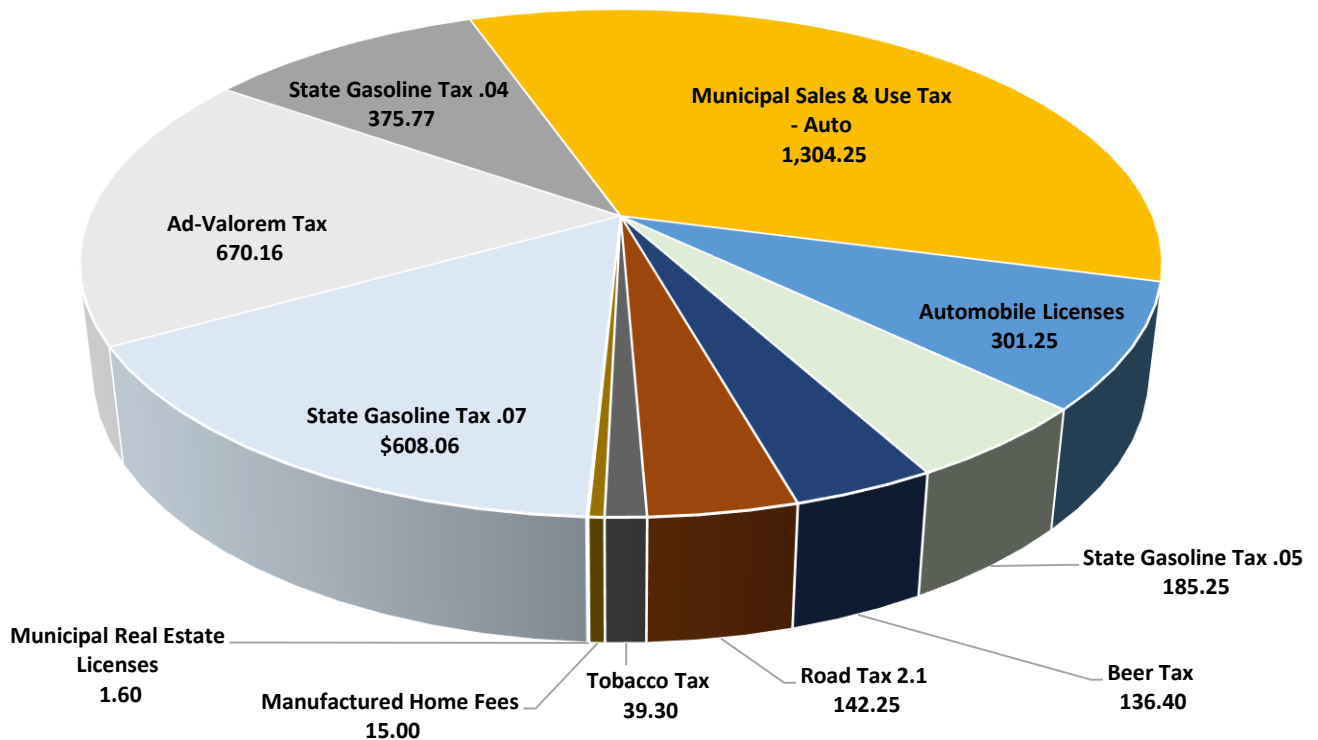
October 1, 2020 through September 30, 2021

<i>Number of Vehicle Registrations</i>	<b>155</b>
<i>Total Assessed Value of all taxable vehicles registered in the Town</i>	<b>\$ 147,260.00</b>

## SOURCE OF REVENUE

State Gasoline Tax .07	\$ 608.06
Ad-Valorem Tax	670.16
State Gasoline Tax .04	375.77
Municipal Sales & Use Tax - Auto	1,304.25
Automobile Licenses	301.25
State Gasoline Tax .05	185.25
Beer Tax	136.40
Road Tax 2.1 mills	142.25
Tobacco Tax	39.30
Manufactured Home Fees	15.00
Municipal Real Estate Licenses	1.60
<b>TOTAL PAID TO THE TOWN OF COUNTY LINE</b>	<b>\$ 3,779.29</b>

**Disbursements to the Town of County Line by Revenue Source**  
**\$ 3,779.29**



# DISBURSEMENTS TO THE CITY OF FAIRFIELD

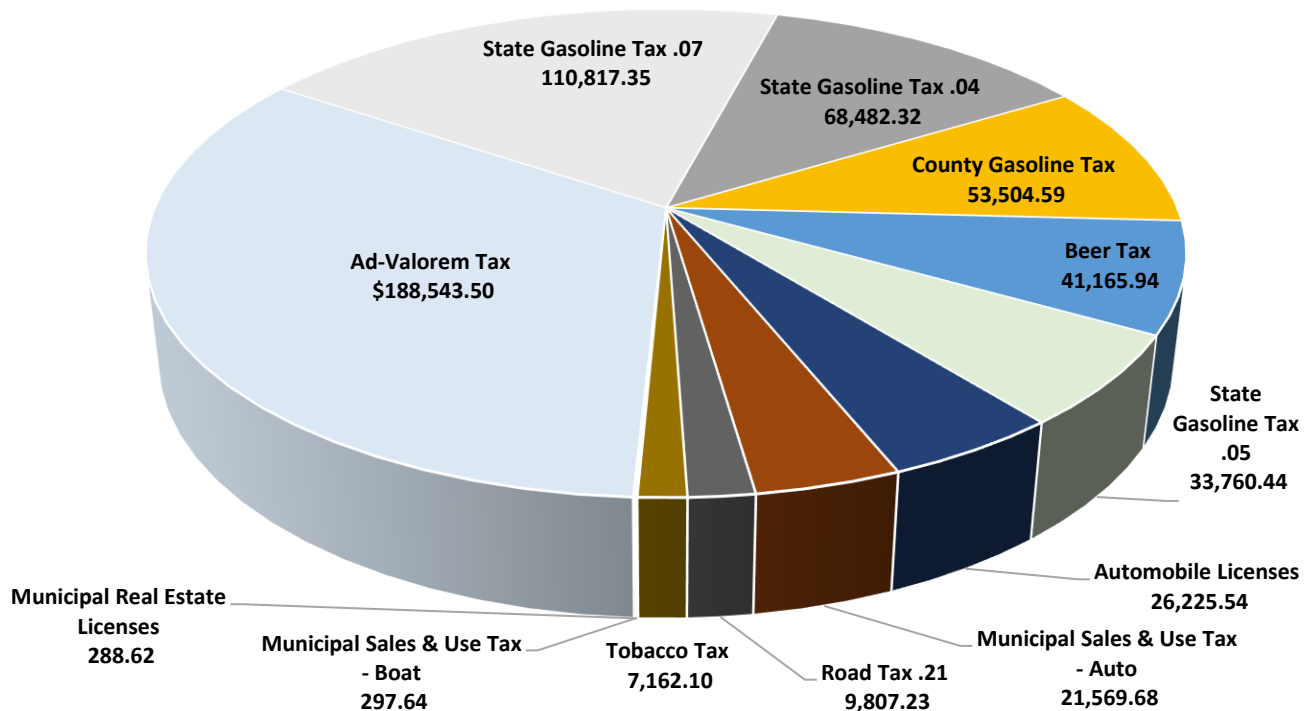
October 1, 2020 through September 30, 2021

<i>Number of Vehicle Registrations</i>	<b>9,483</b>
<i>Total Assessed Value of all taxable vehicles registered in the City</i>	<b>\$ 9,922,220.00</b>

## SOURCE OF REVENUE

Ad-Valorem Tax	\$ 188,543.50
State Gasoline Tax .07	110,817.35
State Gasoline Tax .04	68,482.32
County Gasoline Tax	53,504.59
Beer Tax	41,165.94
State Gasoline Tax .05	33,760.44
Automobile Licenses	26,225.54
Municipal Sales & Use Tax - Auto	21,569.68
Road Tax 2.1 mills	9,807.23
Tobacco Tax	7,162.10
Municipal Real Estate Licenses	288.62
Municipal Sales & Use Tax - Boat	297.64
<b>TOTAL PAID TO THE CITY OF FAIRFIELD</b>	<b>\$ 561,624.95</b>

**Disbursements to the City of Fairfield by Revenue Source**  
**\$ 561,624.95**



# DISBURSEMENTS TO THE CITY OF FULTONDALE

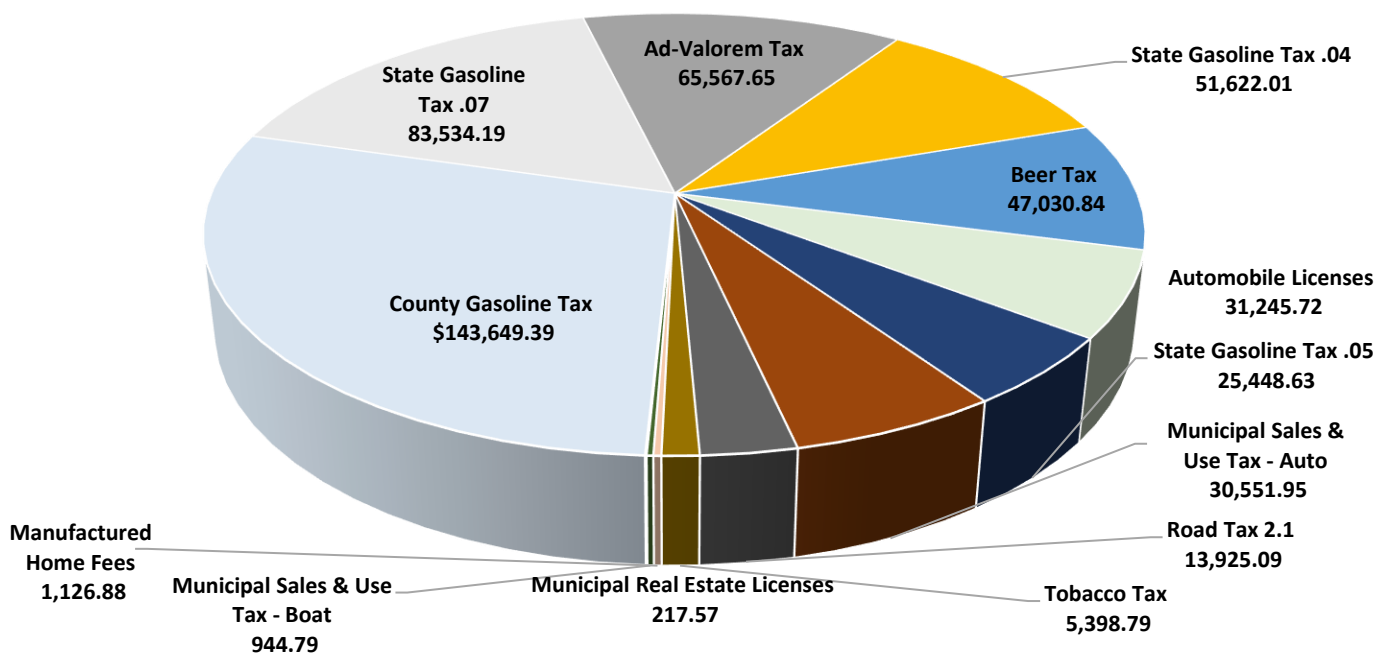
October 1, 2020 through September 30, 2021

<i>Number of Vehicle Registrations</i>	<b>10,625</b>
<i>Total Assessed Value of all taxable vehicles registered in the City</i>	<b>\$ 14,321,420.00</b>

## SOURCE OF REVENUE

County Gasoline Tax	\$ 143,649.39
State Gasoline Tax .07	83,534.19
Ad-Valorem Tax	65,567.65
State Gasoline Tax .04	51,622.01
Beer Tax	47,030.84
Automobile Licenses	31,245.72
State Gasoline Tax .05	25,448.63
Municipal Sales & Use Tax - Auto	30,551.95
Road Tax 2.1 mills	13,925.09
Tobacco Tax	5,398.79
Manufactured Home Fees	1,126.88
Municipal Sales & Use Tax - Boat	944.79
Municipal Real Estate Licenses	217.57
<b>TOTAL PAID TO THE CITY OF FULTONDALE</b>	<b>\$ 500,263.50</b>

**Disbursements to the City of Fultondale by Revenue Source**  
**\$ 500,263.50**



# DISBURSEMENTS TO THE CITY OF GARDENDALE

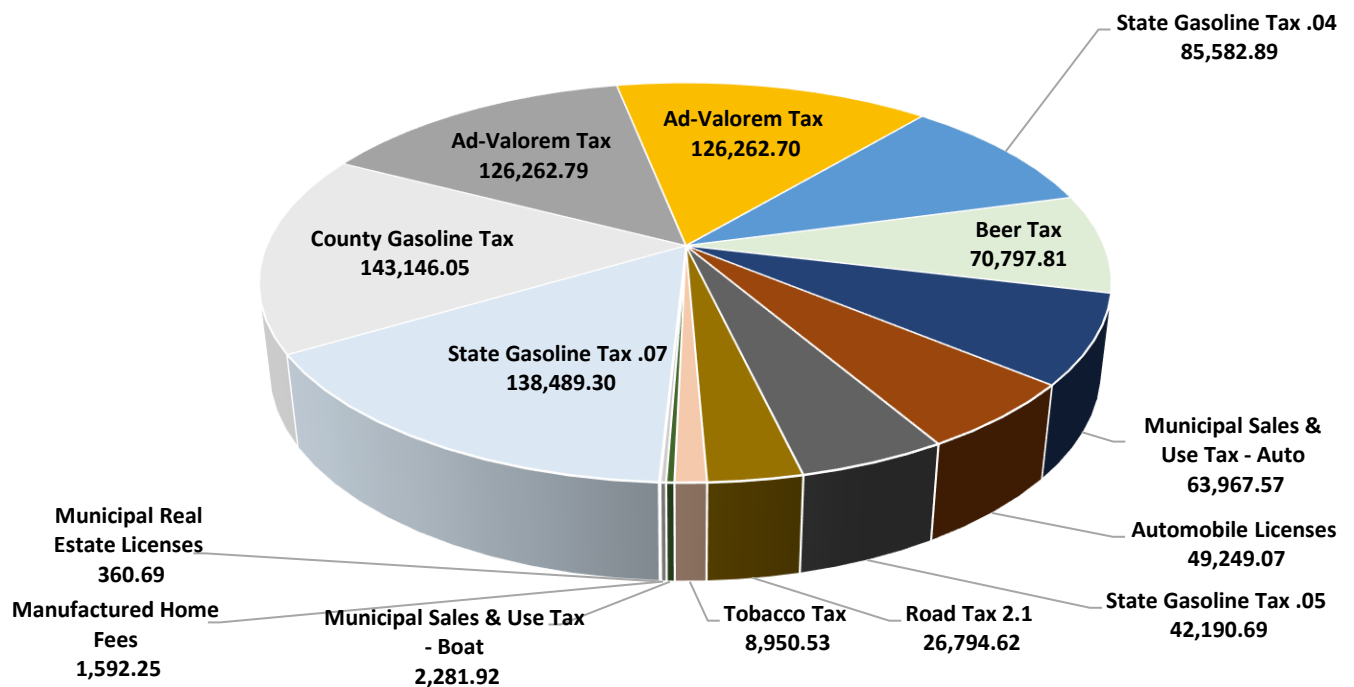
October 1, 2020 through September 30, 2021

<i>Number of Vehicle Registrations</i>	<b>18,194</b>
<i>Total Assessed Value of all taxable vehicles registered in the City</i>	<b>\$ 27,556,280.00</b>

## SOURCE OF REVENUE

State Gasoline Tax .07	\$ 134,860.46
County Gasoline Tax	143,146.05
Ad-Valorem Tax: 5.0 mills School Fund	126,262.79
Ad-Valorem Tax: 5.0 School Fund	126,262.70
State Gasoline Tax .04	85,582.89
Beer Tax	70,797.81
Municipal Sales & Use Tax - Auto	63,967.57
Automobile Licenses	49,249.07
State Gasoline Tax .05	42,190.69
Road Tax 2.1 mills	26,794.62
Tobacco Tax	8,950.53
Municipal Sales & Use Tax - Boat	2,281.92
Manufactured Home Fees	1,592.25
Municipal Real Estate Licenses	360.69
<b>TOTAL PAID TO THE CITY OF GARDENDALE</b>	<b>\$ 885,928.88</b>

**Disbursements to the City of Gardendale by Revenue Source**  
**\$ 885,928.88**



# DISBURSEMENTS TO THE CITY OF GRAYSVILLE

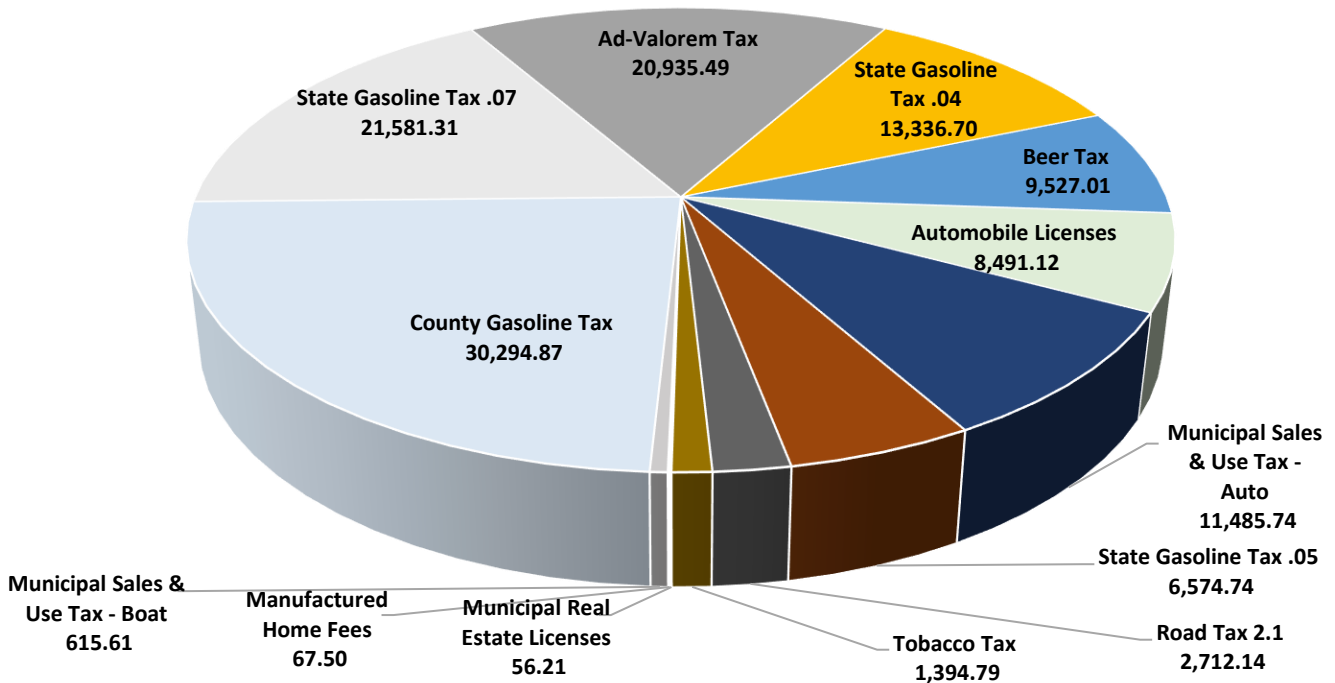
October 1, 2020 through September 30, 2021

<i>Number of Vehicle Registrations</i>	<b>2,576</b>
<i>Total Assessed Value of all taxable vehicles registered in the City</i>	<b>\$ 2,791,780.00</b>

## SOURCE OF REVENUE

County Gasoline Tax	\$ 30,294.87
State Gasoline Tax .07	21,581.31
Ad-Valorem Tax	20,935.49
State Gasoline Tax .04	13,336.70
Beer Tax	9,527.01
Automobile Licenses	8,491.12
Municipal Sales & Use Tax - Auto	11,485.74
State Gasoline Tax .05	6,574.74
Road Tax 2.1 mills	2,712.14
Tobacco Tax	1,394.79
Municipal Real Estate Licenses	56.21
Manufactured Home Fees	67.50
Municipal Sales & Use Tax - Boat	615.61
<b>TOTAL PAID TO THE CITY OF GRAYSVILLE</b>	<b>\$ 127,073.23</b>

**Disbursements to the City of Graysville by Revenue Source**  
**\$ 127,073.23**



# DISBURSEMENTS TO THE CITY OF HELENA

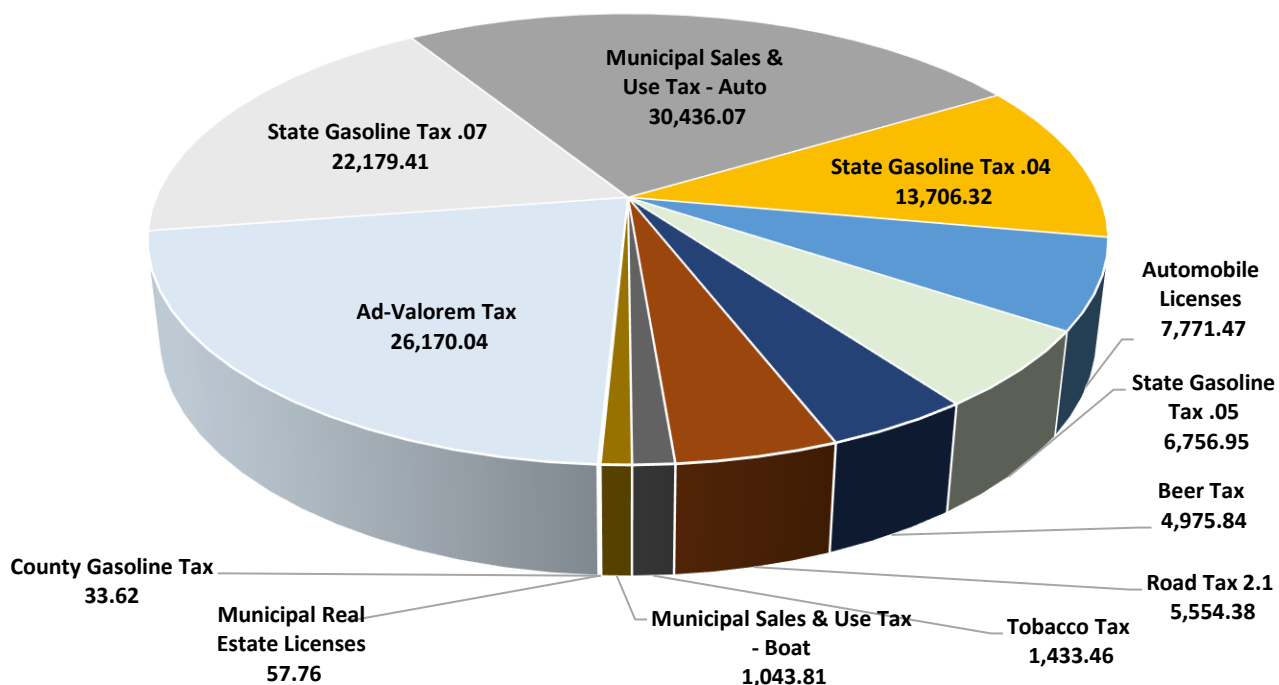
October 1, 2020 through September 30, 2021

<i>Number of Vehicle Registrations</i>	<b>3,166</b>
<i>Total Assessed Value of all taxable vehicles registered in the City</i>	<b>\$ 5,727,080.00</b>

## SOURCE OF REVENUE

Ad-Valorem Tax	\$ 26,170.04
State Gasoline Tax .07	22,179.41
Municipal Sales & Use Tax - Auto	30,436.07
State Gasoline Tax .04	13,706.32
Automobile Licenses	7,771.47
State Gasoline Tax .05	6,756.95
Beer Tax	4,975.84
Road Tax 2.1 mills	5,554.38
Tobacco Tax	1,433.46
Municipal Sales & Use Tax - Boat	1,043.81
County Gasoline Tax	33.62
Municipal Real Estate Licenses	57.76
<b>TOTAL PAID TO THE CITY OF HELENA</b>	<b>\$ 120,119.13</b>

**Disbursements to the City of Helena by Revenue Source**  
**\$ 120,119.13**





# DISBURSEMENTS TO THE CITY OF HOMEWOOD

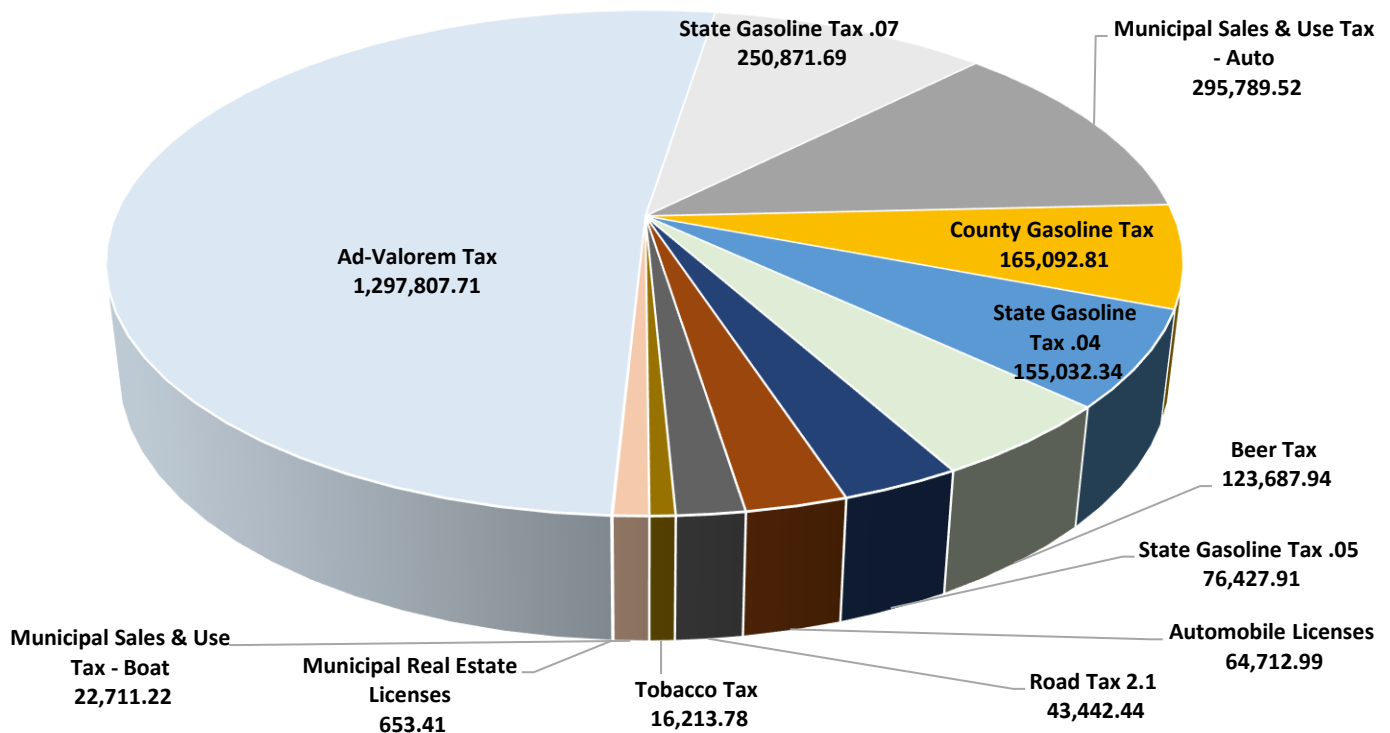
October 1, 2020 through September 30, 2021

<i>Number of Vehicle Registrations</i>	<b>23,539</b>
<i>Total Assessed Value of all taxable vehicles registered in the City</i>	<b>\$ 44,533,000.00</b>

## SOURCE OF REVENUE

Ad-Valorem Tax	\$ 1,297,807.71
State Gasoline Tax .07	250,871.69
Municipal Sales & Use Tax - Auto	295,789.52
County Gasoline Tax	165,092.81
State Gasoline Tax .04	155,032.34
Beer Tax	123,687.94
State Gasoline Tax .05	76,427.91
Automobile Licenses	64,712.99
Road Tax 2.1 mills	43,442.44
Tobacco Tax	16,213.78
Municipal Sales & Use Tax - Boat	22,711.22
Municipal Real Estate Licenses	653.41
<b>TOTAL PAID TO THE CITY OF HOMEWOOD</b>	<b>\$ 2,512,443.76</b>

**Disbursements to the City of Homewood by Revenue Source**  
**\$ 2,512,443.76**



# DISBURSEMENTS TO THE CITY OF HOOVER

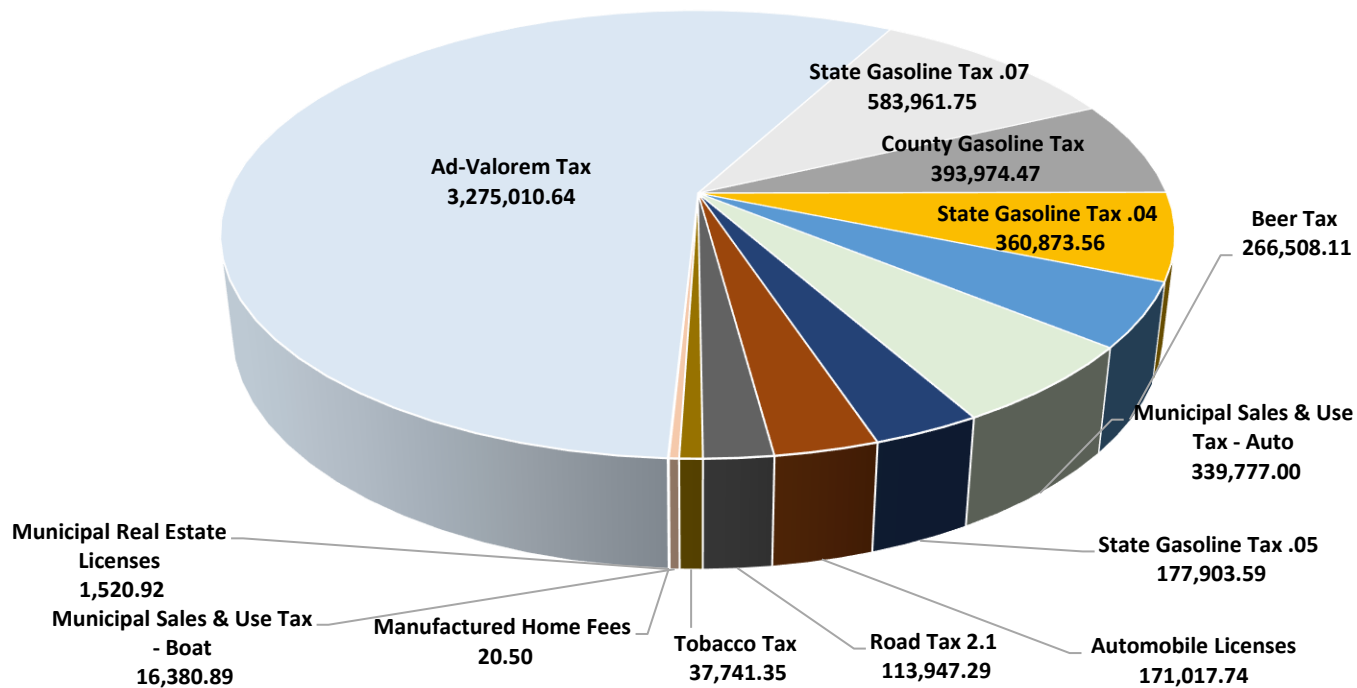
October 1, 2020 through September 30, 2021

<i>Number of Vehicle Registrations</i>	<b>66,710</b>
<i>Total Assessed Value of all taxable vehicles registered in the City</i>	<b>\$ 117,242,800.00</b>

## SOURCE OF REVENUE

Ad-Valorem Tax	\$ 3,275,010.64
State Gasoline Tax .07	583,961.75
County Gasoline Tax	393,974.47
State Gasoline Tax .04	360,873.56
Beer Tax	266,508.11
Municipal Sales & Use Tax - Auto	339,777.00
State Gasoline Tax .05	177,903.59
Automobile Licenses	171,017.74
Road Tax 2.1 mills	113,947.29
Tobacco Tax	37,741.35
Municipal Sales & Use Tax - Boat	16,380.89
Municipal Real Estate Licenses	1,520.92
Manufactured Home Fees	20.50
<b>TOTAL PAID TO THE CITY OF HOOVER</b>	<b>\$ 5,738,637.81</b>

**Disbursements to the City of Hoover by Revenue Source**  
**\$ 5,738,637.81**



# DISBURSEMENTS TO THE CITY OF HUEYTOWN

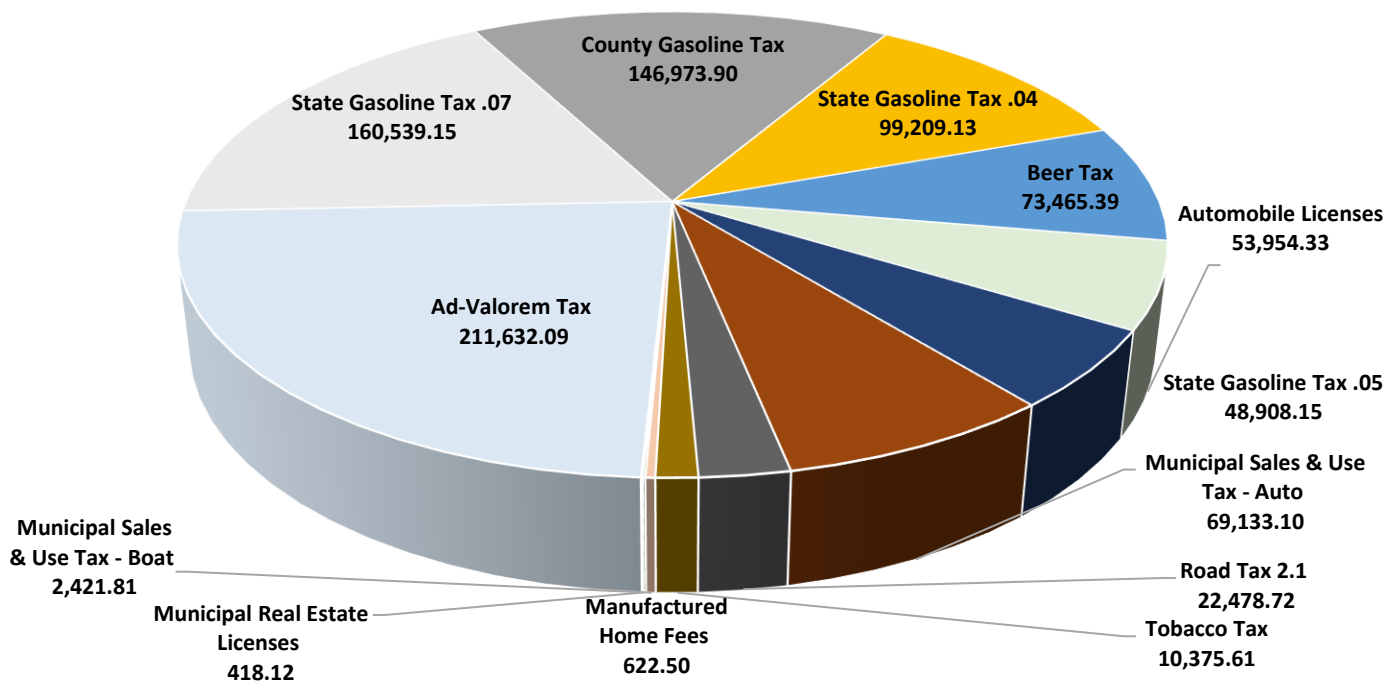
October 1, 2020 through September 30, 2021

<i>Number of Vehicle Registrations</i>	<b>19,268</b>
<i>Total Assessed Value of all taxable vehicles registered in the City</i>	<b>\$ 22,878,760.00</b>

## SOURCE OF REVENUE

Ad-Valorem Tax	\$ 211,632.09
State Gasoline Tax .07	160,539.15
County Gasoline Tax	146,973.90
State Gasoline Tax .04	99,209.13
Beer Tax	73,465.39
Automobile Licenses	53,954.33
State Gasoline Tax .05	48,908.15
Municipal Sales & Use Tax - Auto	69,133.10
Road Tax 2.1 mills	22,478.72
Tobacco Tax	10,375.61
Municipal Sales & Use Tax - Boat	2,421.81
Manufactured Home Fees	622.50
Municipal Real Estate Licenses	418.12
<b>TOTAL PAID TO THE CITY OF HUEYTOWN</b>	<b>\$ 900,132.00</b>

**Disbursements to the City of Hueytown by Revenue Source**  
**\$ 900,132.00**



# DISBURSEMENTS TO THE CITY OF IRONDALE

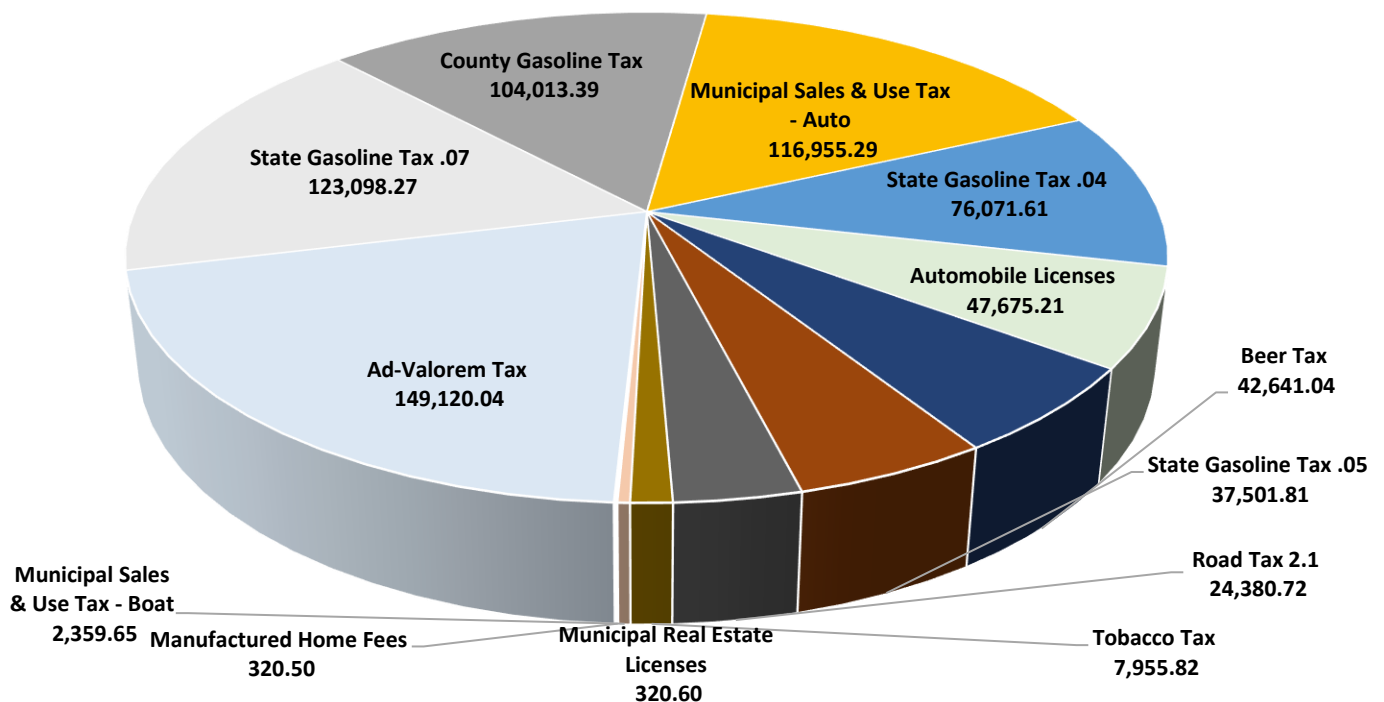
October 1, 2020 through September 30, 2021

<i>Number of Vehicle Registrations</i>	<b>14,637</b>
<i>Total Assessed Value of all taxable vehicles registered in the City</i>	<b>\$24,842,260.00</b>

## SOURCE OF REVENUE

Ad-Valorem Tax	\$ 149,120.04
State Gasoline Tax .07	123,098.27
County Gasoline Tax	104,013.39
Municipal Sales & Use Tax - Auto	116,955.29
State Gasoline Tax .04	76,071.61
Automobile Licenses	47,675.21
Beer Tax	42,641.04
State Gasoline Tax .05	37,501.81
Road Tax 2.1 mills	24,380.72
Tobacco Tax	7,955.82
Municipal Sales & Use Tax - Boat	2,359.65
Manufactured Home Fees	320.50
Municipal Real Estate Licenses	320.60
<b>TOTAL PAID TO THE CITY OF IRONDALE</b>	<b>\$ 732,413.95</b>

**Disbursements to the City of Irondale by Revenue Source**  
**\$ 732,413.95**



# DISBURSEMENTS TO THE CITY OF KIMBERLY

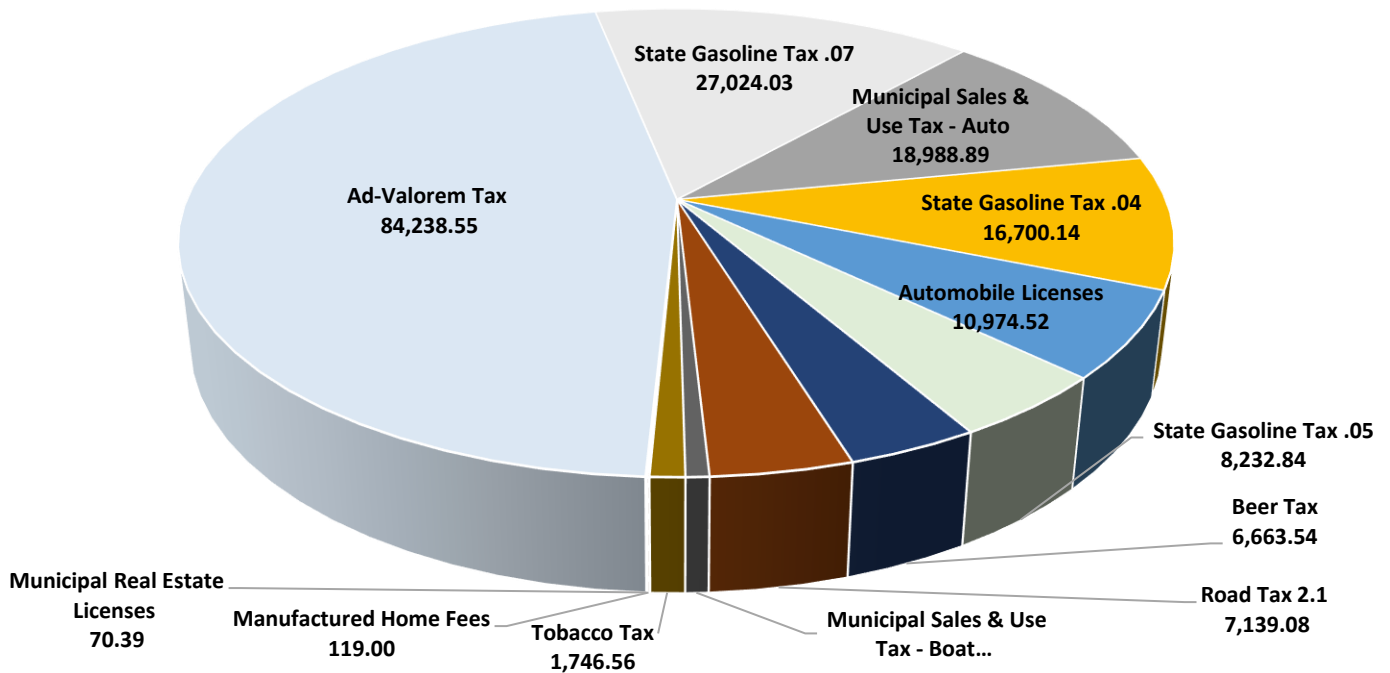
October 1, 2020 through September 30, 2021

<i>Number of Vehicle Registrations</i>	<b>4,514</b>
<i>Total Assessed Value of all taxable vehicles registered in the City</i>	<b>\$ 7,420,340.00</b>

## SOURCE OF REVENUE

Ad-Valorem Tax	\$ 84,238.55
State Gasoline Tax .07	27,024.03
Municipal Sales & Use Tax - Auto	18,988.89
State Gasoline Tax .04	16,700.14
Automobile Licenses	10,974.52
State Gasoline Tax .05	8,232.84
Beer Tax	6,663.54
Road Tax 2.1 mills	7,139.08
Municipal Sales & Use Tax - Boat	1,174.44
Tobacco Tax	1,746.56
Manufactured Home Fees	119.00
Municipal Real Estate Licenses	70.39
<b>TOTAL PAID TO THE CITY OF KIMBERLY</b>	<b>\$ 183,071.98</b>

**Disbursements to the City of Kimberly by Revenue Source**  
**\$ 183,071.98**



# DISBURSEMENTS TO THE TOWN OF LAKE VIEW

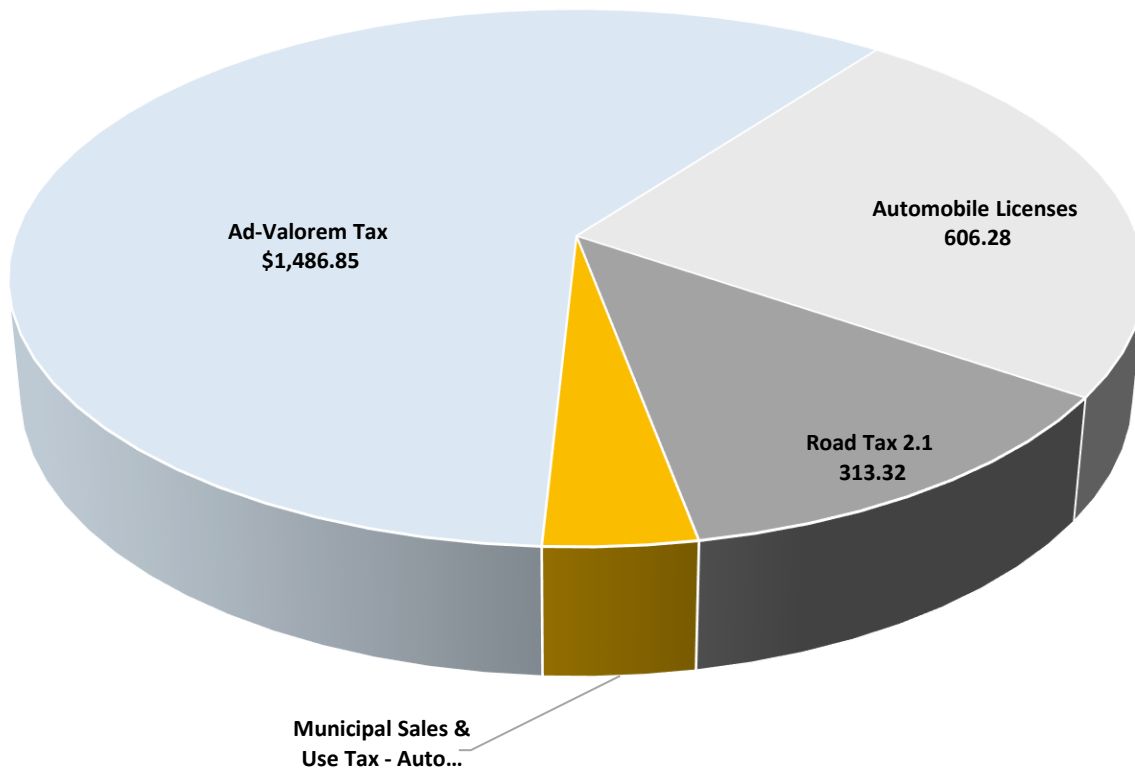
October 1, 2020 through September 30, 2021

	<i>Number of Vehicle Registrations</i>	<b>238</b>
	<i>Total Assessed Value of all taxable vehicles registered in the Town</i>	<b>\$ 323,180.00</b>

## SOURCE OF REVENUE

Ad-Valorem Tax	\$ 1,486.85
Automobile Licenses	606.28
Road Tax 2.1 mills	313.32
Municipal Sales & Use Tax - Auto	94.78
<b>TOTAL PAID TO THE TOWN OF LAKE VIEW</b>	<b>\$ 2,501.23</b>

**Disbursements to the Town of Lake View by Revenue Source  
\$ 2,501.23**



# DISBURSEMENTS TO THE CITY OF LEEDS

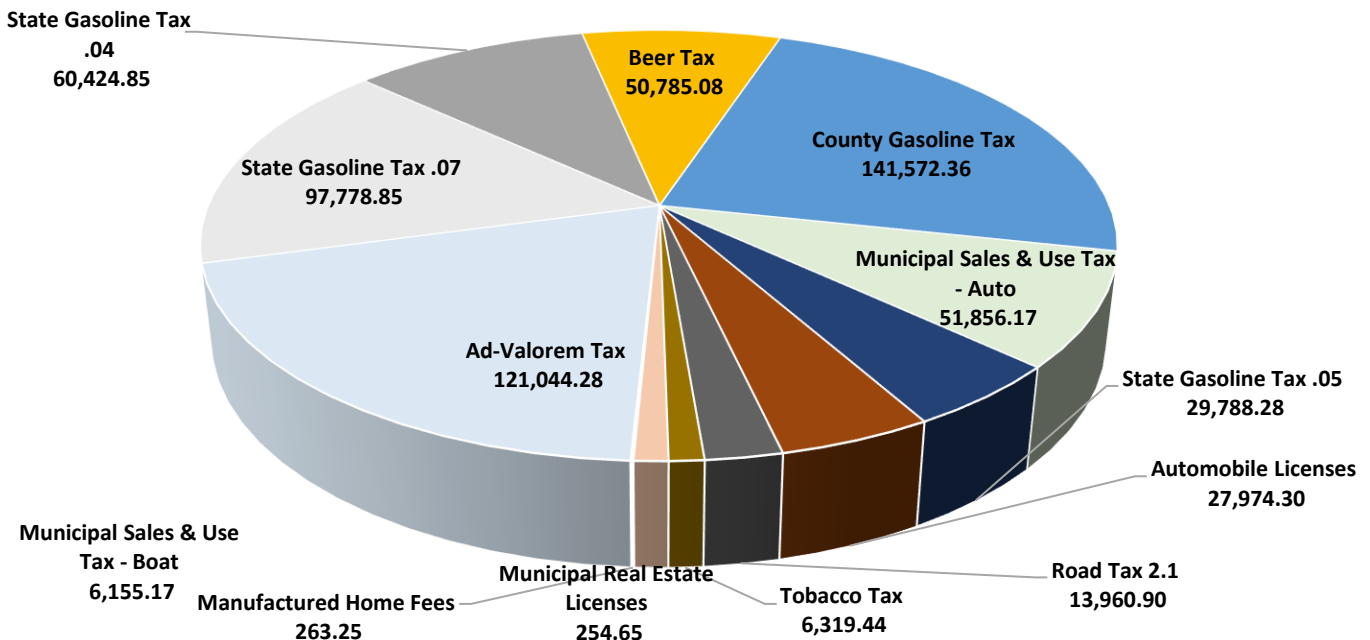
October 1, 2020 through September 30, 2021

<i>Number of Vehicle Registrations</i>	<b>11,211</b>
<i>Total Assessed Value of all taxable vehicles registered in the City</i>	<b>\$ 14,347,480.00</b>

## SOURCE OF REVENUE

Ad-Valorem Tax	\$ 121,044.28
State Gasoline Tax .07	97,778.85
State Gasoline Tax .04	60,424.85
Beer Tax	50,785.08
County Gasoline Tax	141,572.36
Municipal Sales & Use Tax - Auto	51,856.17
State Gasoline Tax .05	29,788.28
Automobile Licenses	27,974.30
Road Tax 2.1 mills	13,960.90
Tobacco Tax	6,319.44
Municipal Sales & Use Tax - Boat	6,155.17
Manufactured Home Fees	263.25
Municipal Real Estate Licenses	254.65
<b>TOTAL PAID TO THE CITY OF LEEDS</b>	<b>\$ 608,177.58</b>

**Disbursements to the City of Leeds by Revenue Source  
\$ 608,177.58**



# DISBURSEMENTS TO THE CITY OF LIPSCOMB

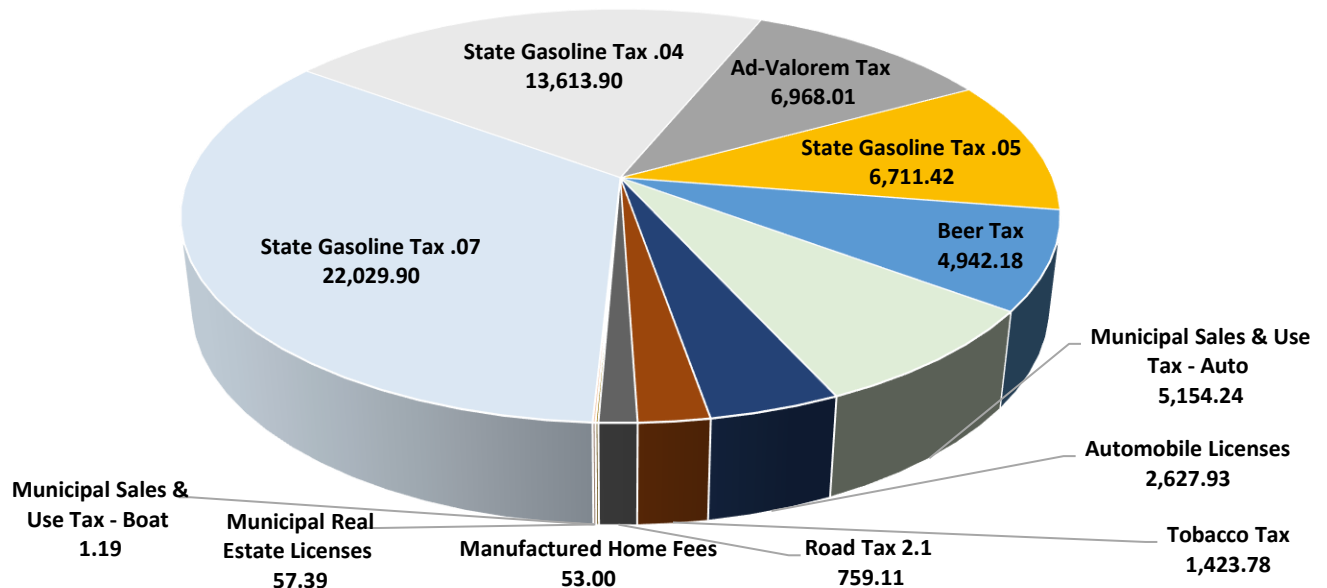
October 1, 2020 through September 30, 2021

<i>Number of Vehicle Registrations</i>	<b>1004</b>
<i>Total Assessed Value of all taxable vehicles registered in the City</i>	<b>\$ 778,740.00</b>

## SOURCE OF REVENUE

State Gasoline Tax .07	\$ 22,029.90
State Gasoline Tax .04	13,613.90
Ad-Valorem Tax	6,968.01
State Gasoline Tax .05	6,711.42
Beer Tax	4,942.18
Municipal Sales & Use Tax - Auto	5,154.24
Automobile Licenses	2,627.93
Tobacco Tax	1,423.78
Road Tax 2.1 mills	759.11
Manufactured Home Fees	53.00
Municipal Real Estate Licenses	57.39
Municipal Sales & Use Tax - Boat	1.19
<b>TOTAL PAID TO THE CITY OF LIPSCOMB</b>	<b>\$ 64,342.05</b>

**Disbursements to the City of Lipscomb by Revenue Source**  
**\$ 64,342.05**





# DISBURSEMENTS TO THE TOWN OF MAYTOWN

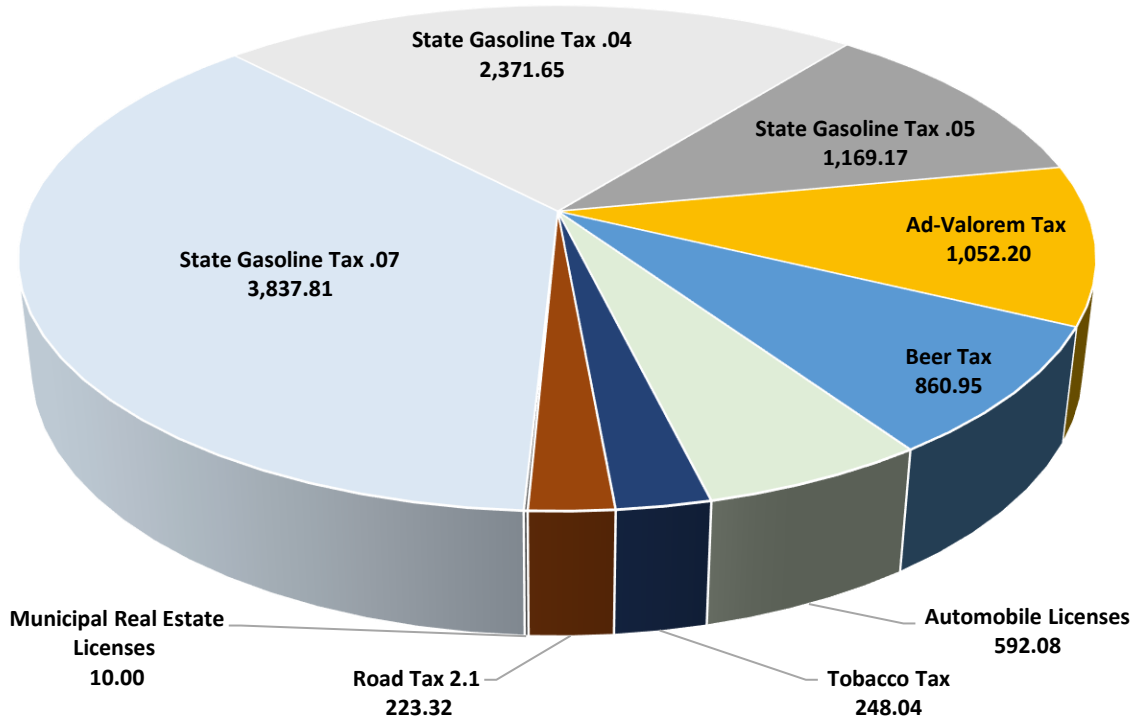
October 1, 2020 through September 30, 2021

<i>Number of Vehicle Registrations</i>	<b>259</b>
<i>Total Assessed Value of all taxable vehicles registered in the Town</i>	<b>\$ 223,020.00</b>

## SOURCE OF REVENUE

State Gasoline Tax .07	3,837.81
State Gasoline Tax .04	2,371.65
State Gasoline Tax .05	1,169.17
Ad-Valorem Tax	1,052.20
Beer Tax	860.95
Automobile Licenses	592.08
Tobacco Tax	248.04
Road Tax 2.1 mills	223.32
Municipal Real Estate Licenses	10.00
<b>TOTAL PAID TO THE TOWN OF MAYTOWN</b>	<b>\$ 10,365.22</b>

**Disbursements to the Town of Maytown by Revenue Source  
\$ 10,365.22**



# DISBURSEMENTS TO THE CITY OF MIDFIELD

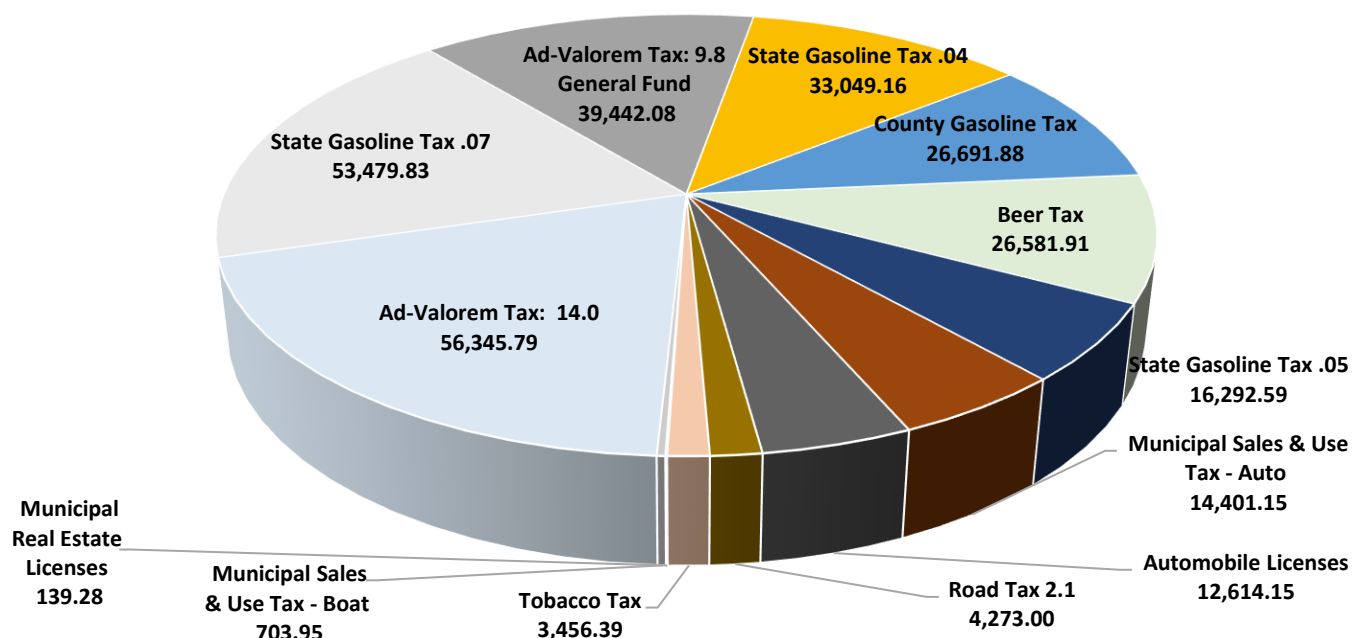
October 1, 2020 through September 30, 2021

<i>Number of Vehicle Registrations</i>	<b>4,644</b>
<i>Total Assessed Value of all taxable vehicles registered in the City</i>	<b>\$ 4,324,160.00</b>

## SOURCE OF REVENUE

Ad-Valorem Tax: 14.0 mills General Fund	56,345.79
State Gasoline Tax .07	53,479.83
Ad-Valorem Tax: 9.8 mills General Fund	39,442.08
State Gasoline Tax .04	33,049.16
County Gasoline Tax	26,691.88
Beer Tax	26,581.91
State Gasoline Tax .05	16,292.59
Municipal Sales & Use Tax - Auto	14,401.15
Automobile Licenses	12,614.15
Road Tax 2.1 mills	4,273.00
Tobacco Tax	3,456.39
Municipal Real Estate Licenses	139.28
Municipal Sales & Use Tax - Boat	703.95
<b>TOTAL PAID TO THE CITY OF MIDFIELD</b>	<b>\$ 287,471.16</b>

**Disbursements to the City of Midfield by Revenue Source  
\$ 287,471.16**



# DISBURSEMENTS TO THE TOWN OF MORRIS

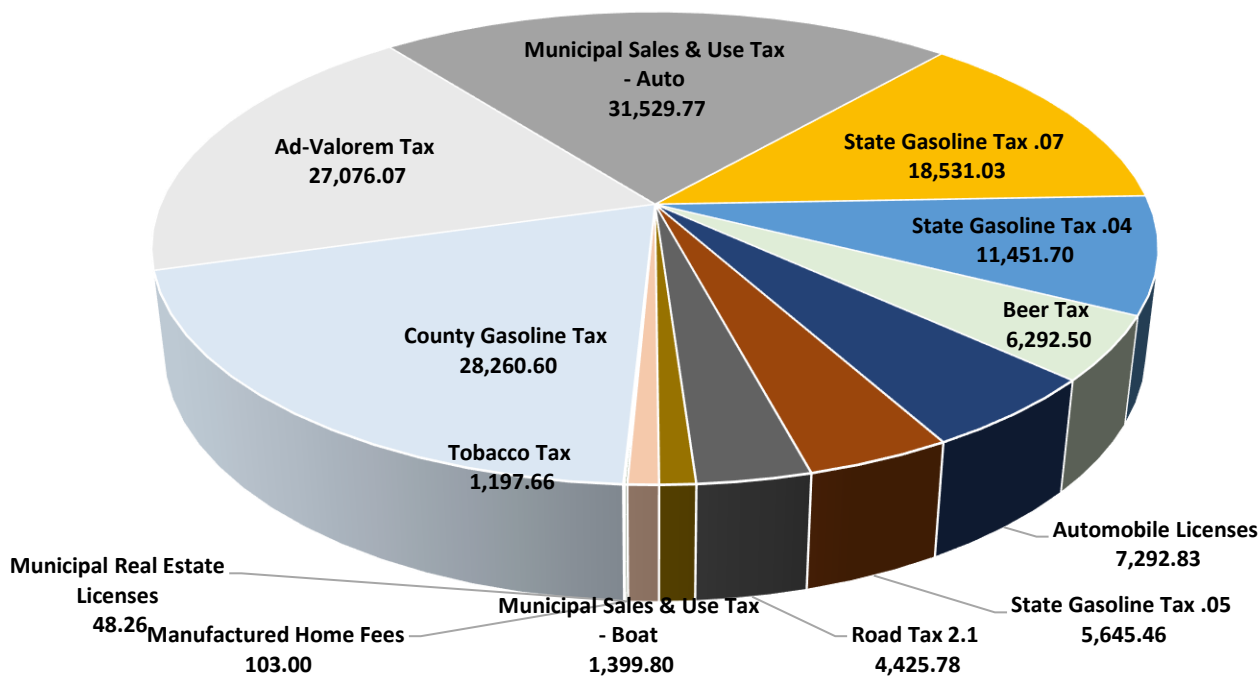
October 1, 2020 through September 30, 2021

<i>Number of Vehicle Registrations</i>	<b>2,979</b>
<i>Total Assessed Value of all taxable vehicles registered in the Town</i>	<b>\$4,535,900.00</b>

## SOURCE OF REVENUE

County Gasoline Tax	\$ 28,260.60
Ad-Valorem Tax	27,076.07
Municipal Sales & Use Tax - Auto	31,529.77
State Gasoline Tax .07	18,531.03
State Gasoline Tax .04	11,451.70
Beer Tax	6,292.50
Automobile Licenses	7,292.83
State Gasoline Tax .05	5,645.46
Road Tax 2.1 mills	4,425.78
Municipal Sales & Use Tax - Boat	1,399.80
Tobacco Tax	1,197.66
Manufactured Home Fees	103.00
Municipal Real Estate Licenses	48.26
<b>TOTAL PAID TO THE TOWN OF MORRIS</b>	<b>\$ 143,254.46</b>

**Disbursements to the Town of Morris by Revenue Source**  
**\$ 143,254.46**



# DISBURSEMENTS TO THE CITY OF MOUNTAIN BROOK

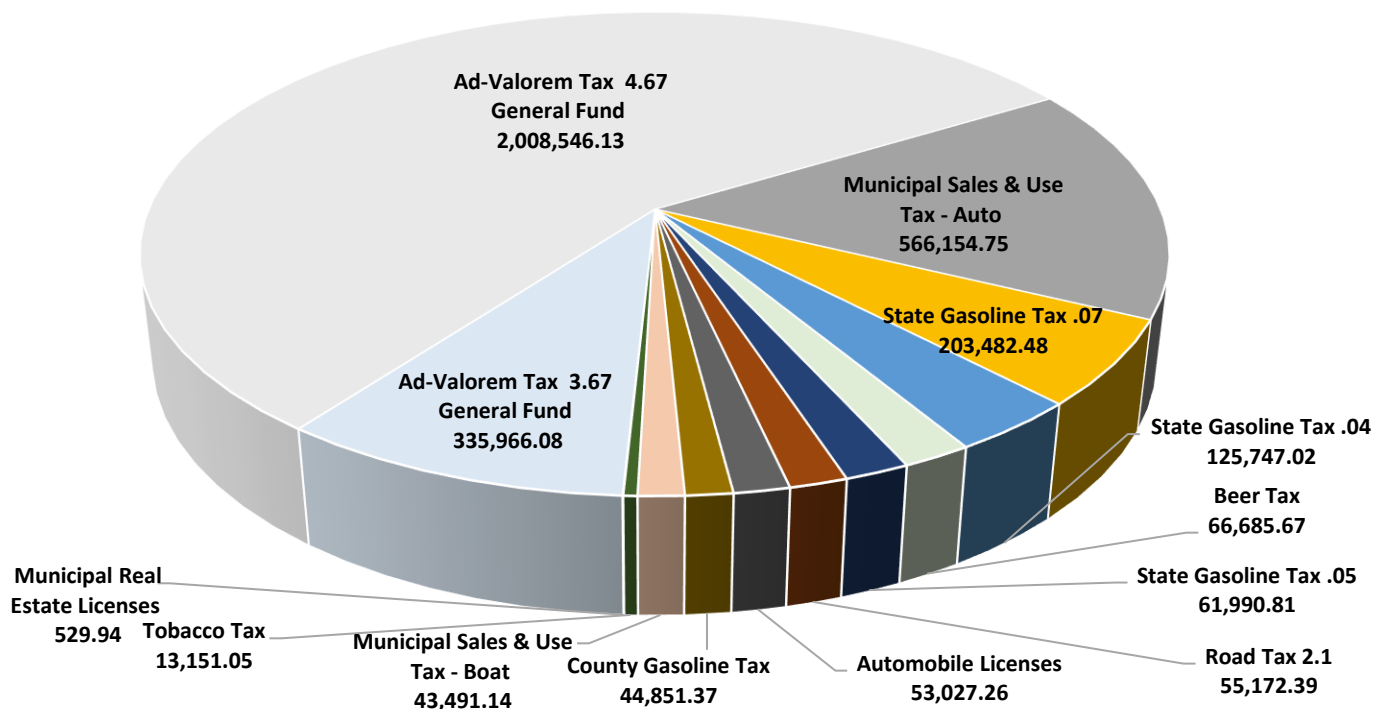
October 1, 2020 through September 30, 2021

<i>Number of Vehicle Registrations</i>	<b>21,839</b>
<i>Total Assessed Value of all taxable vehicles registered in the City</i>	<b>\$ 56,994,880.00</b>

## SOURCE OF REVENUE

Ad-Valorem Tax	\$ 2,344,512.21
Municipal Sales & Use Tax - Auto	566,154.75
State Gasoline Tax .07	203,482.48
State Gasoline Tax .04	125,747.02
Beer Tax	66,685.67
State Gasoline Tax .05	61,990.81
Road Tax 2.1 mills	55,172.39
Automobile Licenses	53,027.26
County Gasoline Tax	44,851.37
Municipal Sales & Use Tax - Boat	43,491.14
Tobacco Tax	13,151.05
Municipal Real Estate Licenses	529.94
<b>TOTAL PAID TO THE CITY OF MOUNTAIN BROOK</b>	<b>\$ 3,578,796.09</b>

## Disbursements to the City of Mountain Brook by Revenue Source \$ 3,578,796.09



# DISBURSEMENTS TO THE TOWN OF MULGA

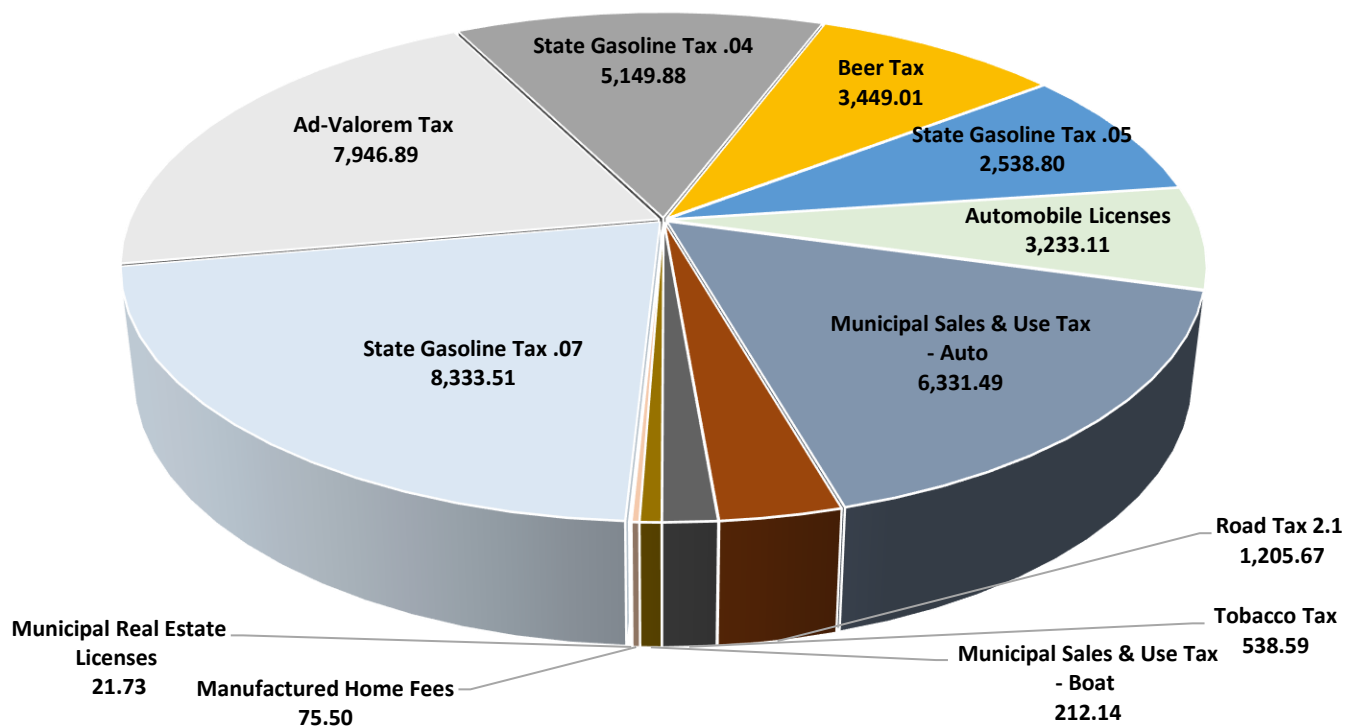
October 1, 2020 through September 30, 2021

<i>Number of Vehicle Registrations</i>	<b>1,368</b>
<i>Total Assessed Value of all taxable vehicles registered in the Town</i>	<b>\$ 1,222,380.00</b>

## SOURCE OF REVENUE

State Gasoline Tax .07	\$ 8,333.51
Ad-Valorem Tax	7,946.89
State Gasoline Tax .04	5,149.88
Beer Tax	3,449.01
Automobile Licenses	3,233.11
State Gasoline Tax .05	2,538.80
Municipal Sales & Use Tax - Auto	6,331.49
Road Tax 2.1 mills	1,205.67
Tobacco Tax	538.59
Municipal Sales & Use Tax - Boat	212.14
Manufactured Home Fees	75.50
Municipal Real Estate Licenses	21.73
<b>TOTAL PAID TO THE TOWN OF MULGA</b>	<b>\$ 39,036.32</b>

**Disbursements to the Town of Mulga by Revenue Source  
\$ 39,036.32**



# DISBURSEMENTS TO THE TOWN OF NORTH JOHNS

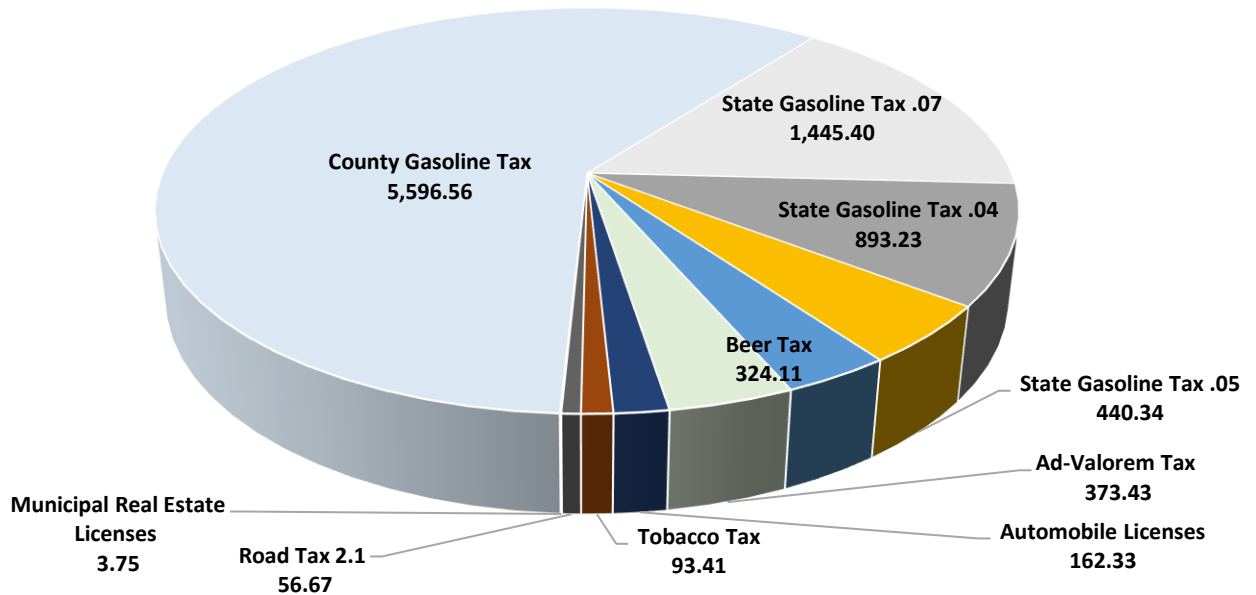
October 1, 2020 through September 30, 2021

<i>Number of Vehicle Registrations</i>	<b>96</b>
<i>Total Assessed Value of all taxable vehicles registered in the Town</i>	<b>\$ 57,820.00</b>

## SOURCE OF REVENUE

County Gasoline Tax	\$ 5,596.56
State Gasoline Tax .07	1,445.40
State Gasoline Tax .04	893.23
State Gasoline Tax .05	440.34
Beer Tax	324.11
Ad-Valorem Tax	373.43
Automobile Licenses	162.33
Tobacco Tax	93.41
Road Tax 2.1 mills	56.67
Municipal Real Estate Licenses	3.75
<b>TOTAL PAID TO THE TOWN OF NORTH JOHNS</b>	<b>\$ 9,389.23</b>

**Disbursements to the Town of North Johns by Revenue Source  
\$ 9,389.23**



# DISBURSEMENTS TO THE CITY OF PINSON

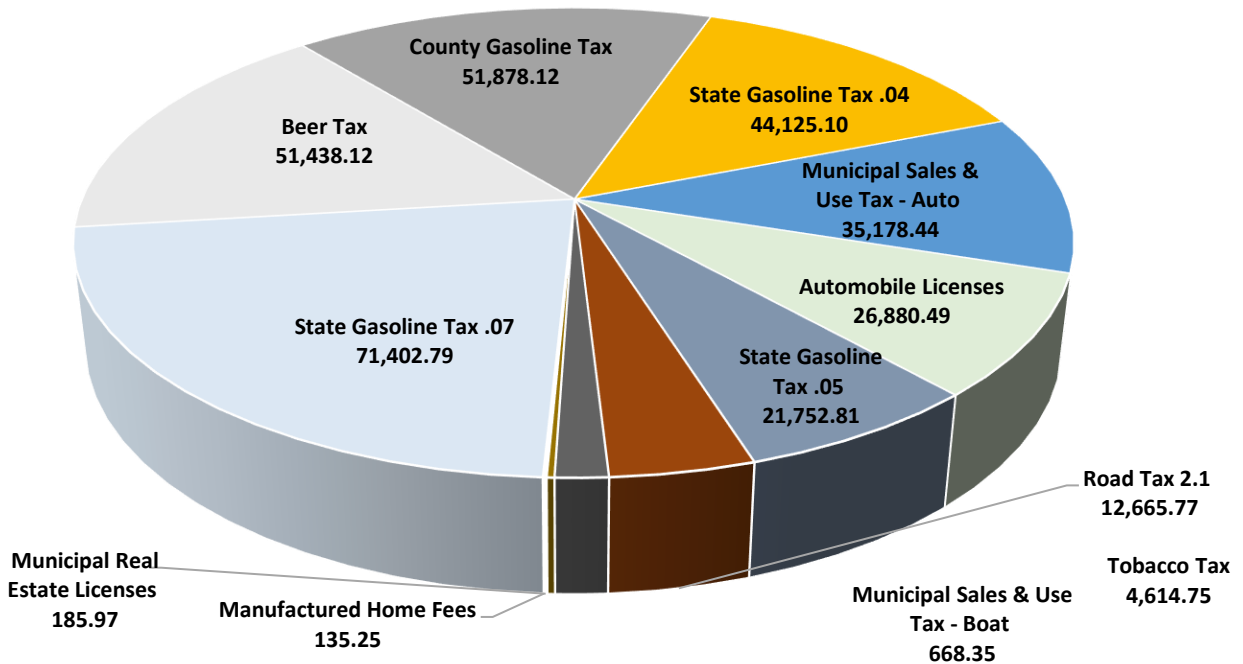
October 1, 2020 through September 30, 2021

<i>Number of Vehicle Registrations</i>	<b>10,374</b>
<i>Total Assessed Value of all taxable vehicles registered in the City</i>	<b>\$ 12,907,080.00</b>

**SOURCE OF REVENUE**

State Gasoline Tax .07	\$ 71,402.79
Beer Tax	51,438.12
County Gasoline Tax	51,878.12
State Gasoline Tax .04	44,125.10
Municipal Sales & Use Tax - Auto	35,178.44
Automobile Licenses	26,880.49
State Gasoline Tax .05	21,752.81
Road Tax 2.1 mills	12,665.77
Tobacco Tax	4,614.75
Municipal Sales & Use Tax - Boat	668.35
Municipal Real Estate Licenses	185.97
Manufactured Home Fees	135.25
<b>TOTAL PAID TO THE CITY OF PINSON</b>	<b>\$ 320,925.96</b>

**Disbursements to the City of Pinson by Revenue Source**  
**\$ 320,925.96**



# DISBURSEMENTS TO THE CITY OF PLEASANT GROVE

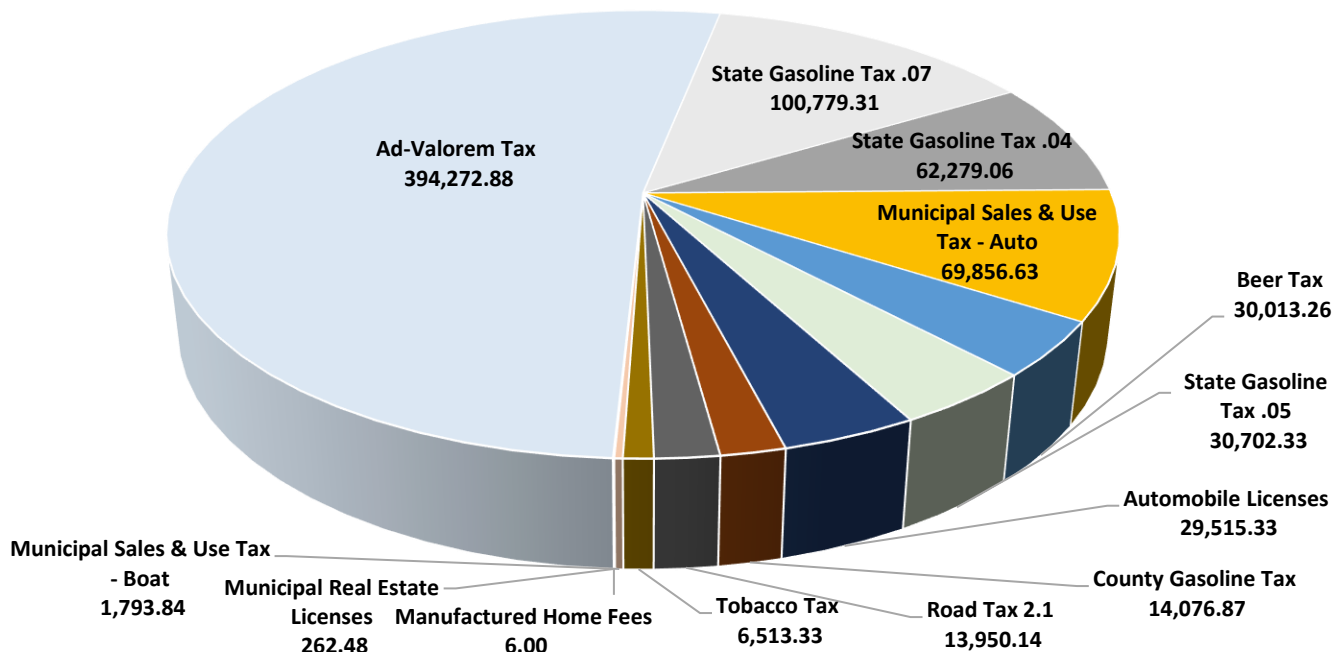
October 1, 2020 through September 30, 2021

<i>Number of Vehicle Registrations</i>	<b>11,527</b>
<i>Total Assessed Value of all taxable vehicles registered in the City</i>	<b>\$ 14,218,420.00</b>

## SOURCE OF REVENUE

Ad-Valorem Tax	\$ 394,272.88
State Gasoline Tax .07	100,779.31
State Gasoline Tax .04	62,279.06
Municipal Sales & Use Tax - Auto	69,856.63
Beer Tax	30,013.26
State Gasoline Tax .05	30,702.33
Automobile Licenses	29,515.33
County Gasoline Tax	14,076.87
Road Tax 2.1 mills	13,950.14
Tobacco Tax	6,513.33
Municipal Sales & Use Tax - Boat	1,793.84
Municipal Real Estate Licenses	262.48
Manufactured Home Fees	6.00
<b>TOTAL PAID TO THE CITY OF PLEASANT GROVE</b>	<b>\$ 754,021.46</b>

**Disbursements to the City of Pleasant Grove by Revenue Source**  
**\$ 754,021.46**





# DISBURSEMENTS TO THE CITY OF SUMITON

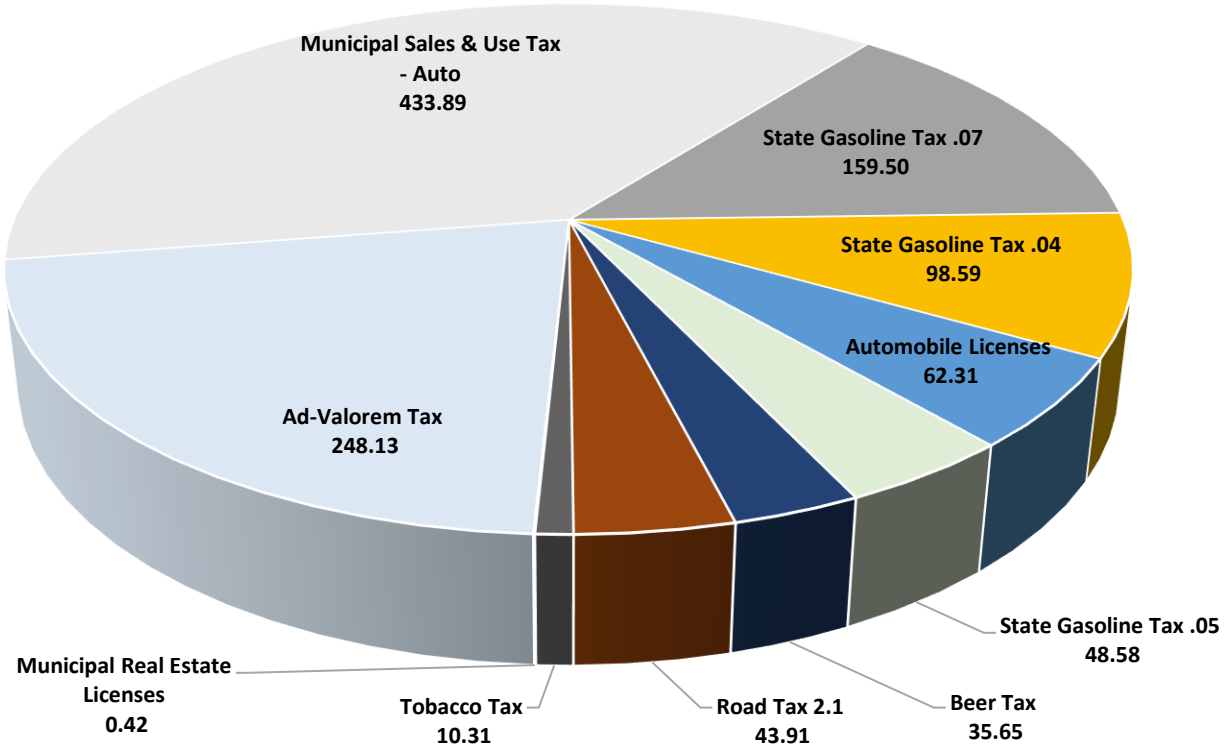
October 1, 2020 through September 30, 2021

<i>Number of Vehicle Registrations</i>	<b>52</b>
<i>Total Assessed Value of all taxable vehicles registered in the City</i>	<b>\$ 45,860.00</b>

## SOURCE OF REVENUE

Ad-Valorem Tax	\$ 248.13
Municipal Sales & Use Tax - Auto	433.89
State Gasoline Tax .07	159.50
State Gasoline Tax .04	98.59
Automobile Licenses	62.31
State Gasoline Tax .05	48.58
Beer Tax	35.65
Road Tax 2.1 mills	43.91
Tobacco Tax	10.31
Municipal Real Estate Licenses	0.42
<b>TOTAL PAID TO THE CITY OF SUMITON</b>	<b>\$ 1,141.29</b>

**Disbursements to the City of Sumiton by Revenue Source**  
**\$ 1,141.29**



# DISBURSEMENTS TO THE TOWN OF SLYVAN SPRINGS

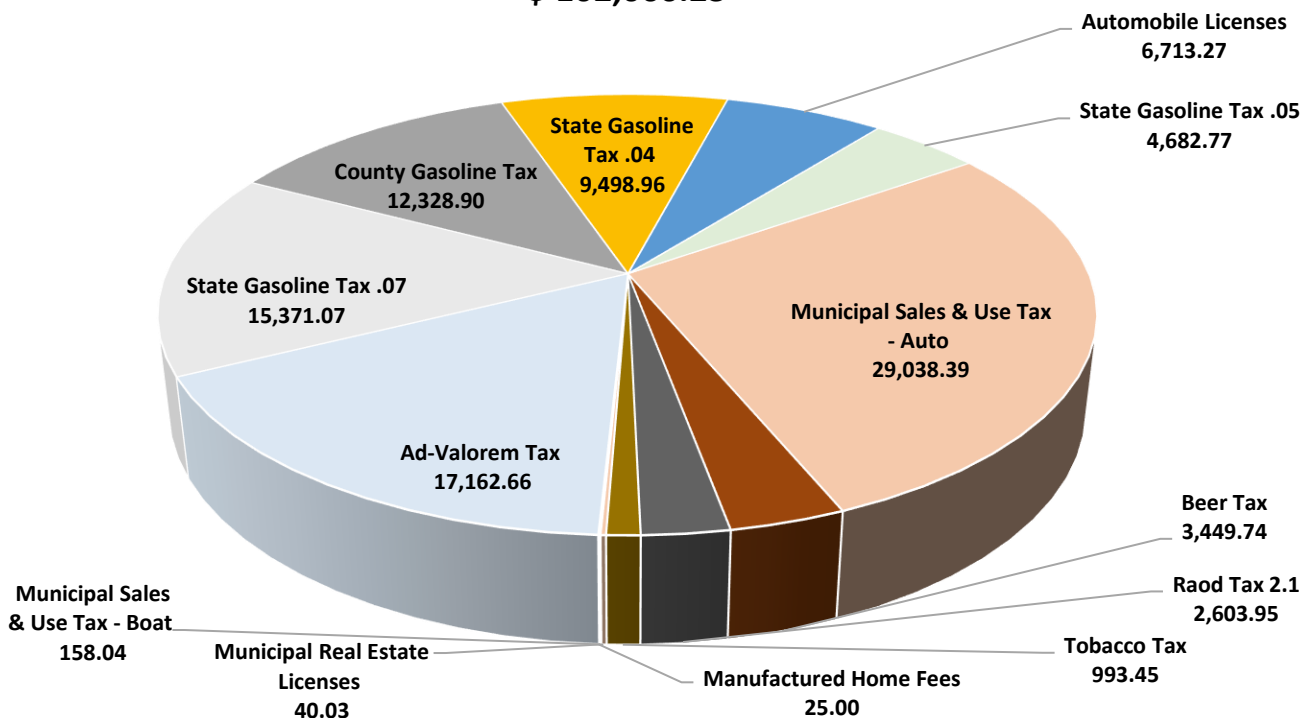
October 1, 2020 through September 30, 2021

<i>Number of Vehicle Registrations</i>	<b>1,926</b>
<i>Total Assessed Value of all taxable vehicles registered in the Town</i>	<b>\$ 2,697,500.00</b>

## SOURCE OF REVENUE

Ad-Valorem Tax	17,162.66
State Gasoline Tax .07	15,371.07
County Gasoline Tax	12,328.90
State Gasoline Tax .04	9,498.96
Automobile Licenses	6,713.27
State Gasoline Tax .05	4,682.77
Municipal Sales & Use Tax - Auto	29,038.39
Beer Tax	3,449.74
Road Tax 2.1 mills	2,603.95
Tobacco Tax	993.45
Municipal Sales & Use Tax - Boat	158.04
Municipal Real Estate Licenses	40.03
Manufactured Home Fees	25.00
<b>TOTAL PAID TO THE TOWN OF SYLVAN SPRINGS</b>	<b><u>\$ 102,066.23</u></b>

**Disbursements to the Town of Sylvan Springs by Revenue Source**  
**\$ 102,066.23**



# DISBURSEMENTS TO THE CITY OF TARRANT

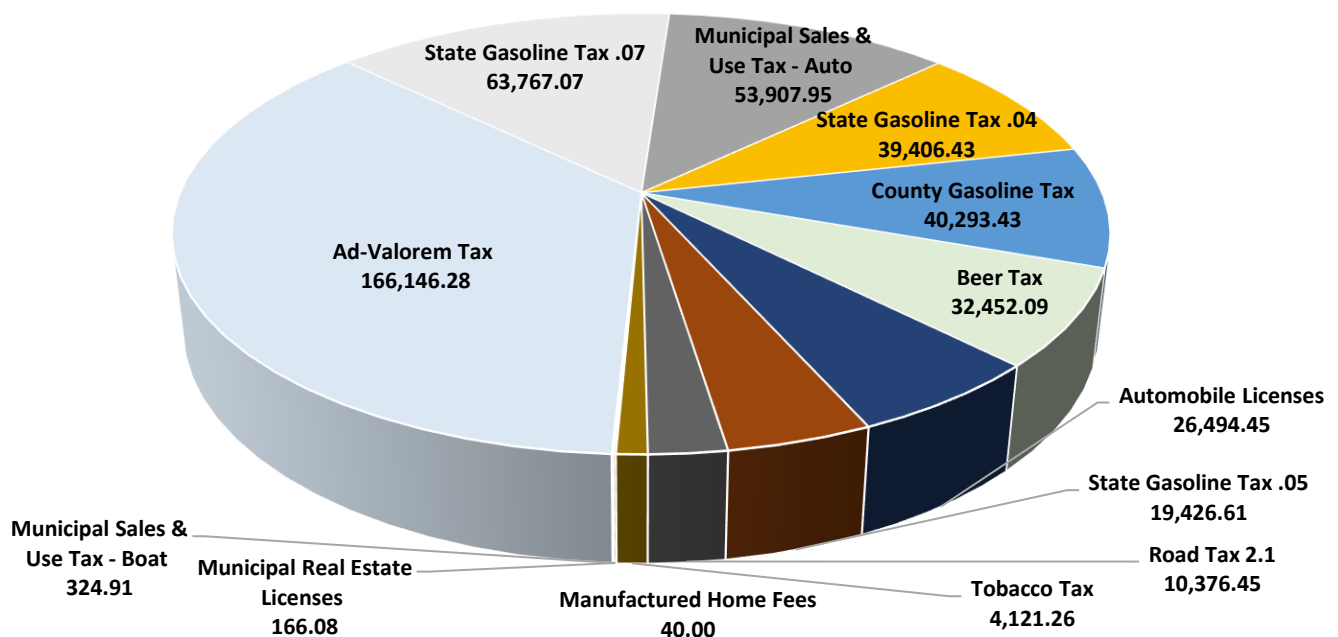
October 1, 2020 through September 30, 2021

<i>Number of Vehicle Registrations</i>	<b>7,130</b>
<i>Total Assessed Value of all taxable vehicles registered in the City</i>	<b>\$ 10,387,340.00</b>

## SOURCE OF REVENUE

Ad-Valorem Tax	\$ 166,146.28
State Gasoline Tax .07	63,767.07
Municipal Sales & Use Tax - Auto	53,907.95
State Gasoline Tax .04	39,406.43
County Gasoline Tax	40,293.43
Beer Tax	32,452.09
Automobile Licenses	26,494.45
State Gasoline Tax .05	19,426.61
Road Tax 2.1 mills	10,376.45
Tobacco Tax	4,121.26
Municipal Sales & Use Tax - Boat	324.91
Municipal Real Estate Licenses	166.08
Manufactured Home Fees	40.00
<b>TOTAL PAID TO THE CITY OF TARRANT</b>	<b>\$ 456,923.01</b>

**Disbursements to the City of Tarrant by Revenue Source  
\$ 456,923.01**



# DISBURSEMENTS TO THE TOWN OF TRAFFORD

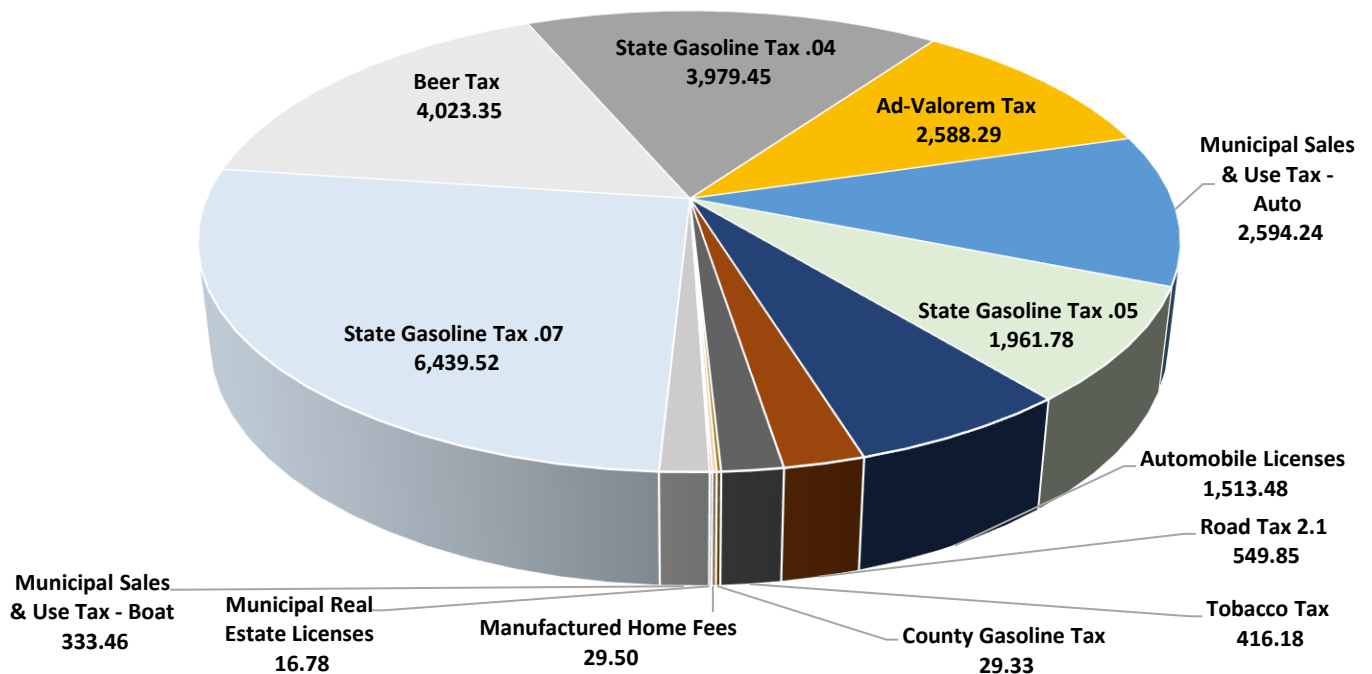
October 1, 2020 through September 30, 2021

<i>Number of Vehicle Registrations</i>	<b>646</b>
<i>Total Assessed Value of all taxable vehicles registered in the Town</i>	<b>\$ 549,940.00</b>

## SOURCE OF REVENUE

State Gasoline Tax .07	\$ 6,439.52
Beer Tax	4,023.35
State Gasoline Tax .04	3,979.45
Ad-Valorem Tax	2,588.29
Municipal Sales & Use Tax - Auto	2,594.24
State Gasoline Tax .05	1,961.78
Automobile Licenses	1,513.48
Road Tax 2.1 mills	549.85
Tobacco Tax	416.18
County Gasoline Tax	29.33
Manufactured Home Fees	29.50
Municipal Real Estate Licenses	16.78
Municipal Sales & Use Tax - Boat	333.46
<b>TOTAL PAID TO THE TOWN OF TRAFFORD</b>	<b>\$ 24,475.21</b>

**Disbursements to the Town of Trafford of by Revenue Source  
\$ 24,475.21**



# DISBURSEMENTS TO THE CITY OF TRUSSVILLE

October 1, 2020 through September 30, 2021

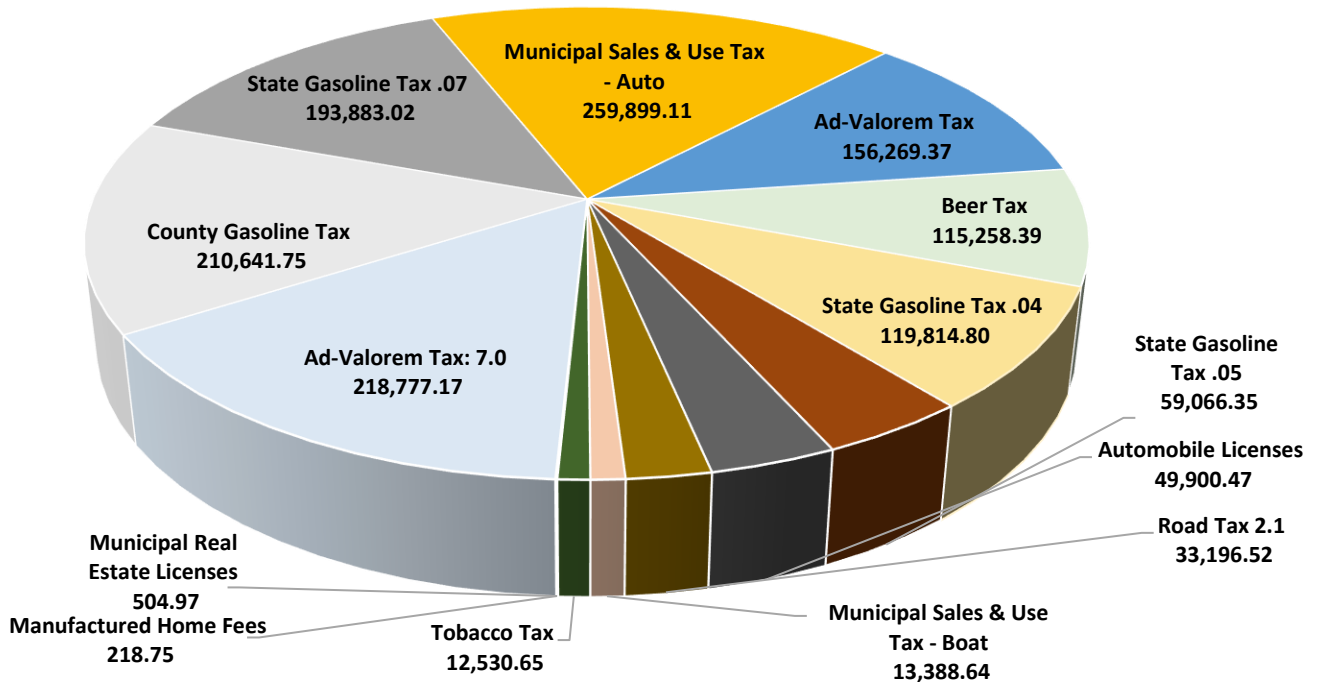
<i>Number of Vehicle Registrations</i>	<b>18,937</b>
<i>Total Assessed Value of all taxable vehicles registered in the City</i>	<b>\$ 34,141,980.00</b>

## SOURCE OF REVENUE

Ad-Valorem Tax: 7.0 School Fund	\$ 218,777.17
County Gasoline Tax	210,641.75
State Gasoline Tax .07	193,883.02
Municipal Sales & Use Tax – Auto	259,899.11
Ad-Valorem Tax: 5.0 mills General Fund	156,269.37
Beer Tax	115,258.39
State Gasoline Tax .04	119,814.80
State Gasoline Tax .05	59,066.35
Automobile Licenses	49,900.47
Road Tax 2.1 mills	33,196.52
Municipal Sales & Use Tax - Boat	13,388.64
Tobacco Tax	12,530.65
Municipal Real Estate Licenses	504.97
Manufactured Home Fees	218.75
<b>TOTAL PAID TO THE CITY OF TRUSSVILLE</b>	<b>\$ 1,443,349.96</b>

## Disbursements to the City of Trussville by Revenue Source

**\$ 1,443,349.96**



# DISBURSEMENTS TO THE CITY OF VESTAVIA HILLS

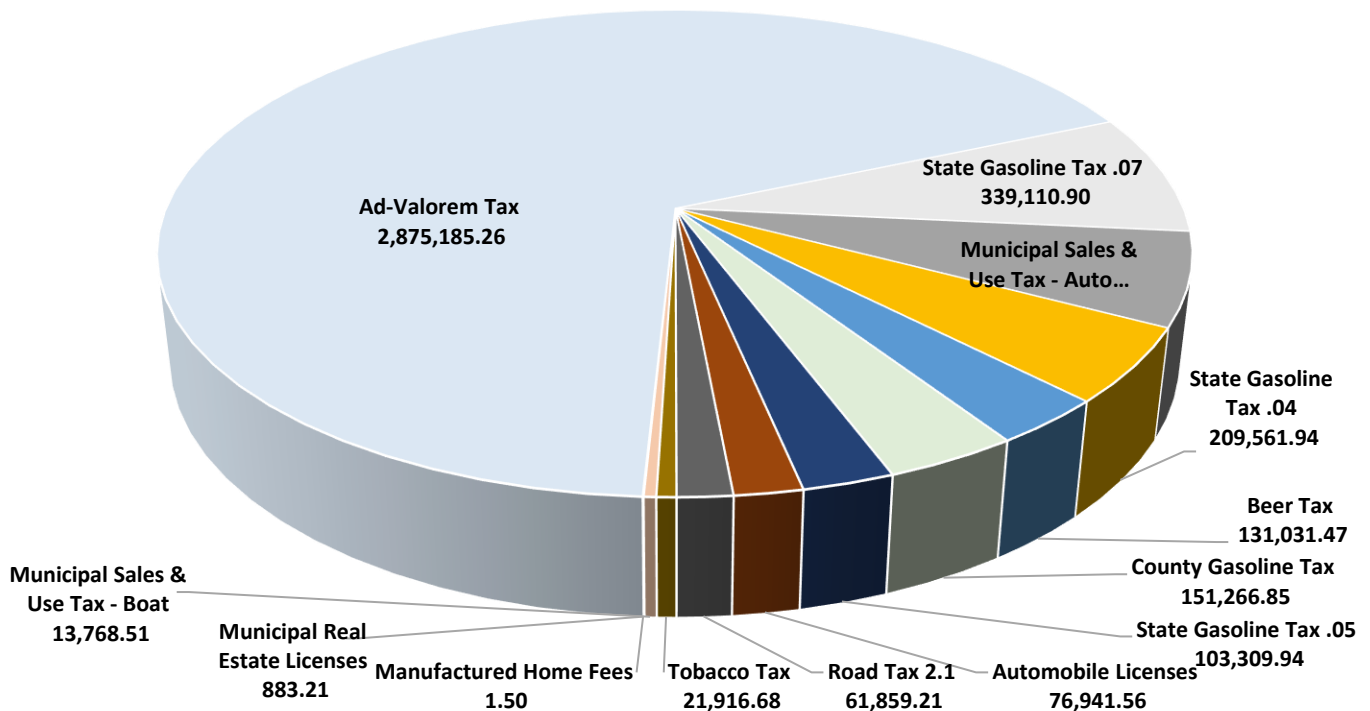
October 1, 2020 through September 30, 2021

<i>Number of Vehicle Registrations</i>	<b>30,441</b>
<i>Total Assessed Value of all taxable vehicles registered in the City</i>	<b>\$ 64,032,440.00</b>

## SOURCE OF REVENUE

Ad-Valorem Tax	\$ 2,875,185.26
State Gasoline Tax .07	339,110.90
Municipal Sales & Use Tax - Auto	262,062.56
State Gasoline Tax .04	209,561.94
Beer Tax	131,031.47
County Gasoline Tax	151,266.85
State Gasoline Tax .05	103,309.94
Automobile Licenses	76,941.56
Road Tax 2.1 mills	61,859.21
Tobacco Tax	21,916.68
Municipal Sales & Use Tax - Boat	13,768.51
Municipal Real Estate Licenses	883.21
Manufactured Home Fees	1.50
<b>TOTAL PAID TO THE CITY OF VESTAVIA HILLS</b>	<b>\$ 4,246,899.59</b>

**Disbursements to the City of Vestavia Hills by Revenue Source**  
**\$ 4,246,899.59**



# DISBURSEMENTS TO THE CITY OF WARRIOR

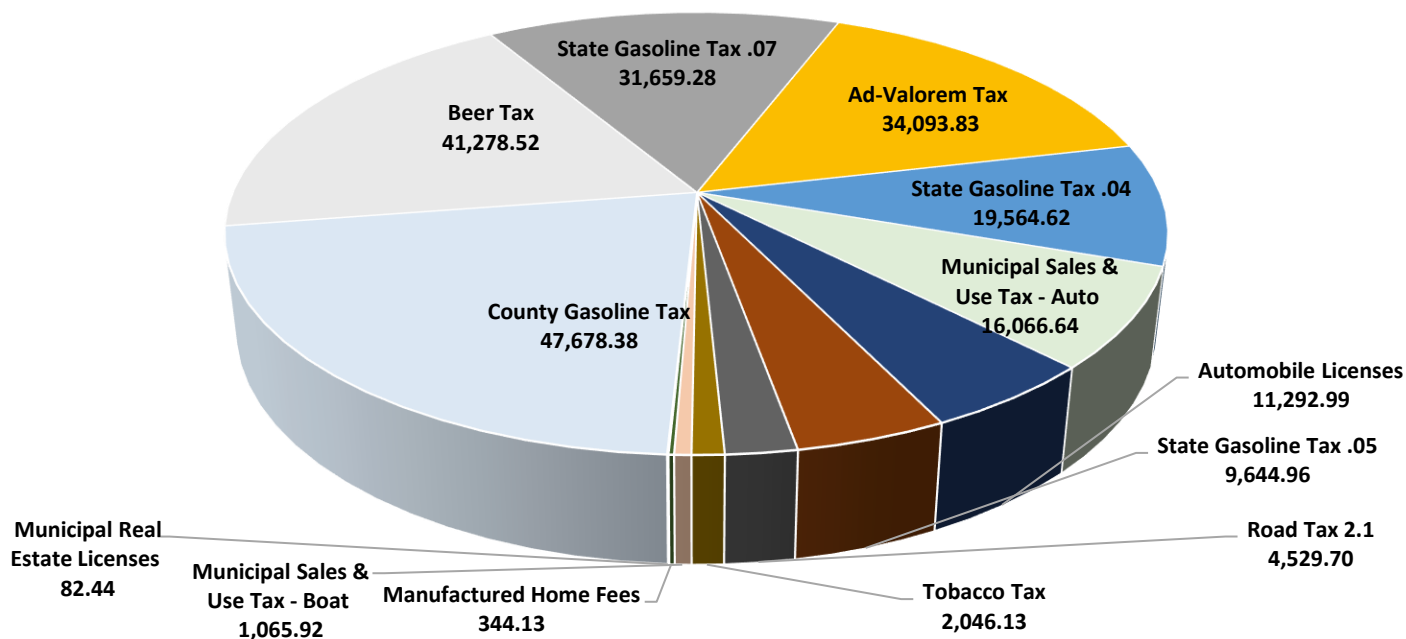
October 1, 2020 through September 30, 2021

<i>Number of Vehicle Registrations</i>	<b>4,203</b>
<i>Total Assessed Value of all taxable vehicles registered in the City</i>	<b>\$ 4,673,800.00</b>

## SOURCE OF REVENUE

County Gasoline Tax	\$ 47,678.38
Beer Tax	41,278.52
State Gasoline Tax .07	31,659.28
Ad-Valorem Tax	34,093.83
State Gasoline Tax .04	19,564.62
Municipal Sales & Use Tax - Auto	16,066.64
Automobile Licenses	11,292.99
State Gasoline Tax .05	9,644.96
Road Tax 2.1 mills	4,529.70
Tobacco Tax	2,046.13
Municipal Sales & Use Tax - Boat	1,065.92
Manufactured Home Fees	344.13
Municipal Real Estate Licenses	82.44
<b>TOTAL PAID TO THE CITY OF WARRIOR</b>	<b>\$ 219,347.54</b>

**Disbursements to the City of Warriro by Revenue Source  
\$ 219,347.54**



# DISBURSEMENTS TO THE TOWN OF WEST JEFFERSON

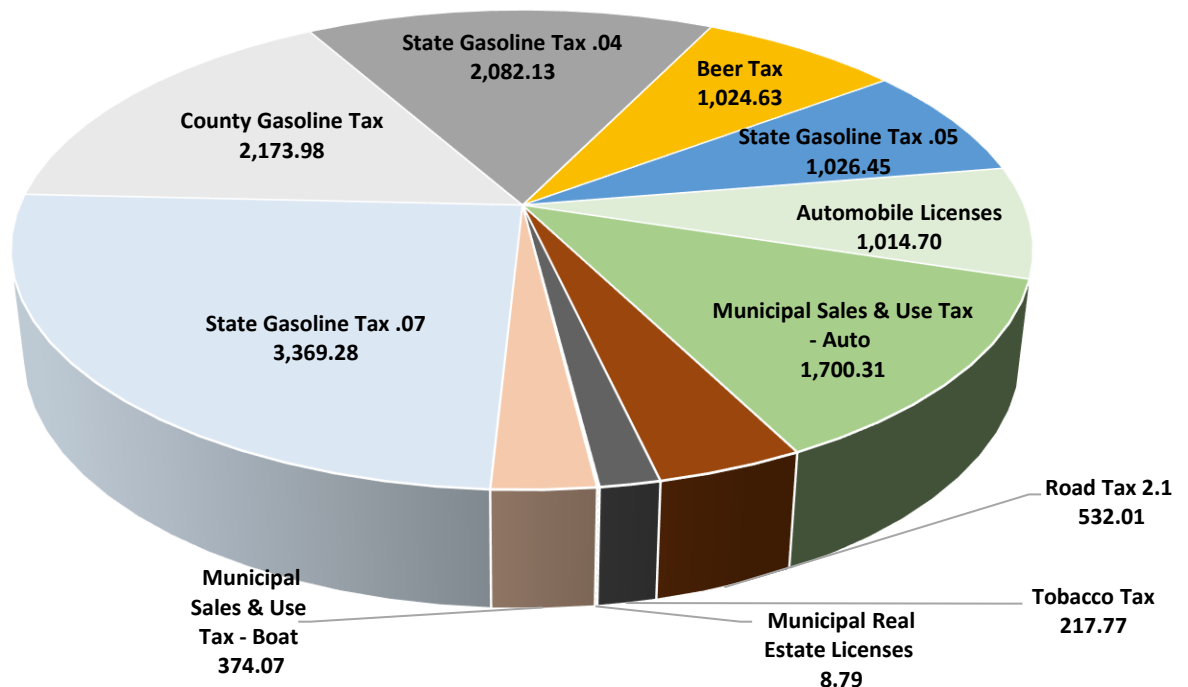
October 1, 2020 through September 30, 2021

<i>Number of Vehicle Registrations</i>	<b>465</b>
<i>Total Assessed Value of all taxable vehicles registered in the Town</i>	<b>\$ 542,540.00</b>

## SOURCE OF REVENUE

State Gasoline Tax .07	\$ 3,369.28
County Gasoline Tax	2,173.98
State Gasoline Tax .04	2,082.13
Beer Tax	1,024.63
State Gasoline Tax .05	1,026.45
Automobile Licenses	1,014.70
Municipal Sales & Use Tax - Auto	1,700.31
Road Tax 2.1 mills	532.01
Tobacco Tax	217.77
Municipal Real Estate Licenses	8.79
Municipal Sales & Use Tax - Boat	374.07
<b>TOTAL PAID TO THE TOWN OF WEST JEFFERSON</b>	<b>13,524.12</b>

**Disbursements to the Town of West Jefferson by Revenue Source**  
**\$ 13,524.12**





# DISBURSEMENTS TO THE BESSEMER BOARD OF EDUCATION

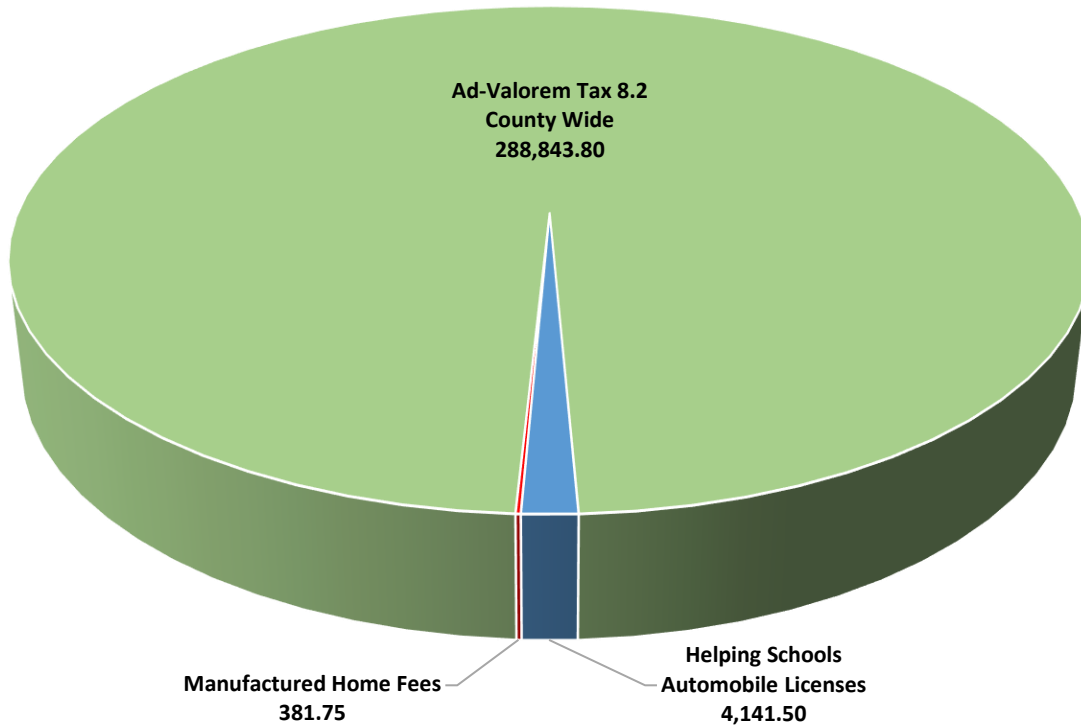
October 1, 2020 through September 30, 2021

<i>Total Assessed Value of all taxable vehicles registered in the City</i>	<b>\$ 42,187,020.00</b>
--	-------------------------

**SOURCE OF REVENUE:**

Ad-Valorem Tax:8.2 mills County Wide	\$ 288,843.80
Helping Schools Automobile Licenses	4,141.50
Manufactured Home Fees	381.75
<b>TOTAL PAID TO BESSEMER BOARD OF EDUCATION</b>	<b><u>\$ 293,367.05</u></b>

**Disbursements to the  
Bessemer Board of Education  
by Revenue Source  
\$293,367.05**



# DISBURSEMENTS TO THE BIRMINGHAM BOARD OF EDUCATION

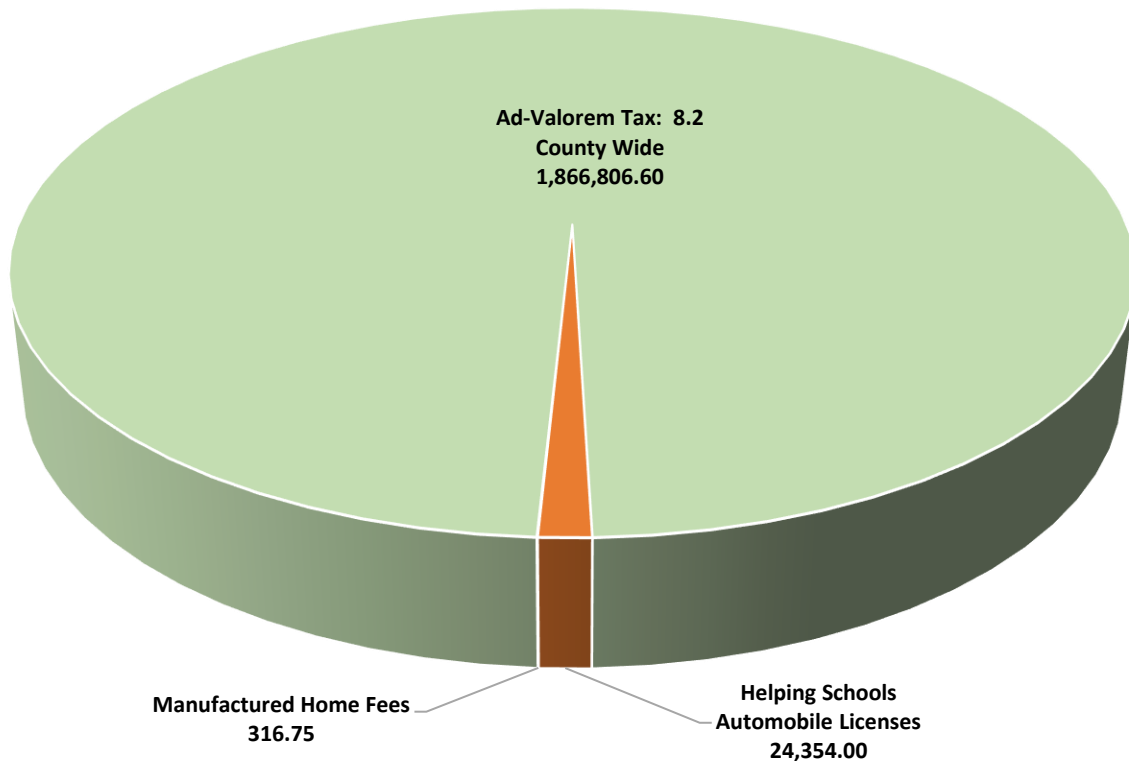
October 1, 2020 through September 30, 2021

<i>Total Assessed Value of all taxable vehicles registered in the City</i>	<b>\$ 300,494,820.00</b>
--	--------------------------

**SOURCE OF REVENUE:**

Ad-Valorem Tax: 8.2 mills County Wide	\$1,866,806.60
Helping Schools Automobile Licenses	24,354.00
Manufactured Home Fees	316.75
<b>TOTAL PAID TO BIRMINGHAM BOARD OF EDUCATION</b>	<b><u>\$1,891,477.35</u></b>

**Disbursements to the  
Birmingham Board of Education  
by Revenue Source  
\$1,891,477.35**



# DISBURSEMENTS TO THE FAIRFIELD BOARD OF EDUCATION

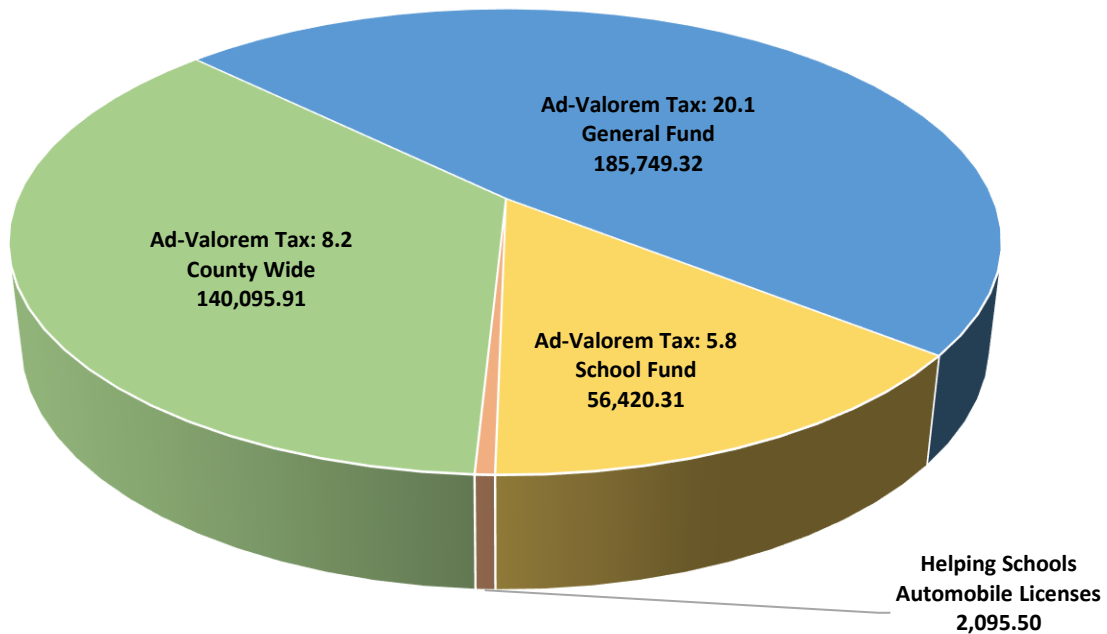
October 1, 2020 through September 30, 2021

<i>Total Assessed Value of all taxable vehicles registered in the City</i>	<b>\$ 9,922,220.00</b>
--	------------------------

**SOURCE OF REVENUE:**

Ad-Valorem Tax: 8.2 mills County Wide	\$ 140,095.91
Ad-Valorem Tax: 20.1 mills General Fund	185,749.32
Ad-Valorem Tax: 5.8 mills School Fund	56,420.31
Helping Schools Automobile Licenses	2,095.50
<b>TOTAL PAID TO FAIRFIELD BOARD OF EDUCATION</b>	<b><u>\$384,361.04</u></b>

**Disbursements to the  
Fairfield Board of Education  
by Revenue Source  
\$384,361.04**



# DISBURSEMENTS TO THE HOMEWOOD BOARD OF EDUCATION

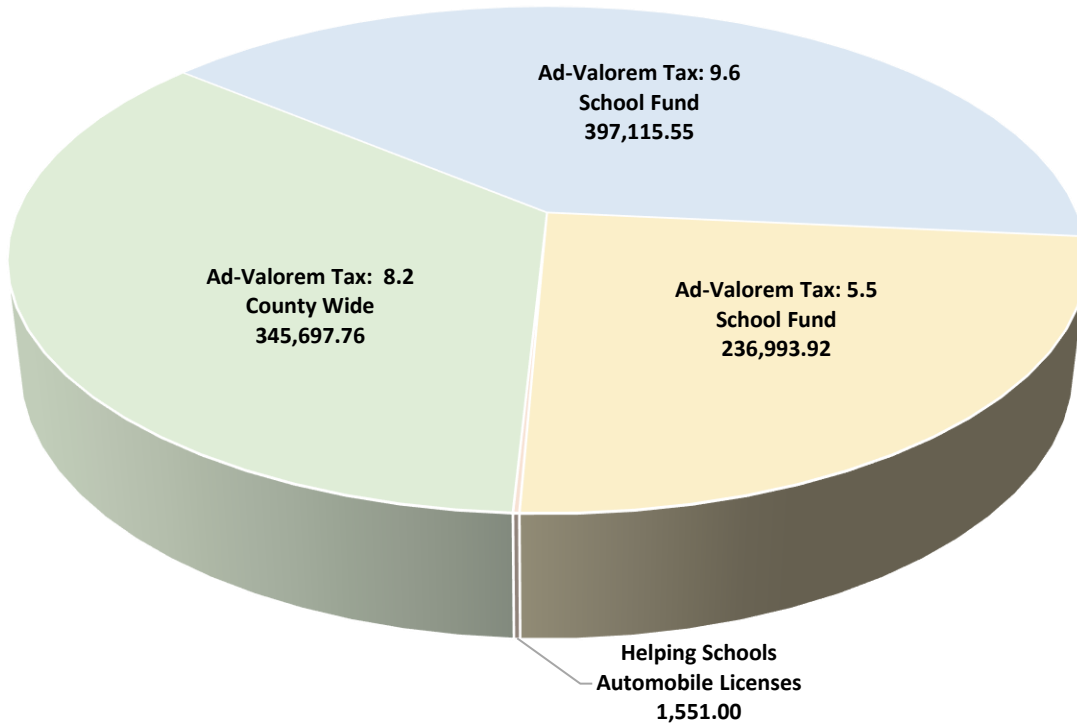
October 1, 2020 through September 30, 2021

<i>Total Assessed Value of all taxable vehicles registered in the City</i>	<b>\$ 44,533,000.00</b>
--	-------------------------

**SOURCE OF REVENUE:**

Ad-Valorem Tax: 8.2 mills County Wide	\$ 345,697.76
Ad-Valorem Tax: 9.6 mills School Fund	397,115.55
Ad-Valorem Tax: 5.5 mills School Fund	236,993.92
Helping Schools Automobile Licenses	1,551.00
<b>TOTAL PAID TO HOMEWOOD BOARD OF EDUCATION</b>	<b><u>\$981,358.23</u></b>

**Disbursements to the  
Homewood Board of Education  
by Revenue Source  
\$981,358.23**



# DISBURSEMENTS TO THE HOOVER BOARD OF EDUCATION

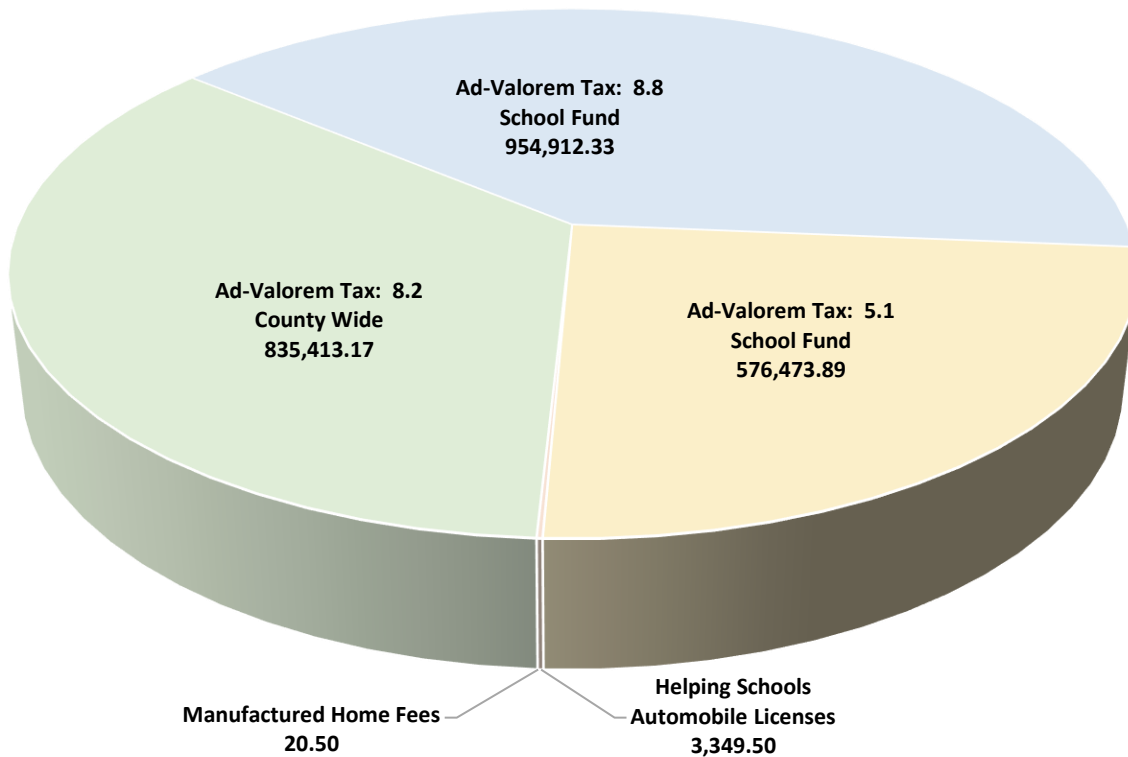
October 1, 2020 through September 30, 2021

<b>Total Assessed Value of all taxable vehicles registered in the City</b>	<b>\$ 117,242,800.00</b>
--	--------------------------

**SOURCE OF REVENUE:**

Ad-Valorem Tax: 8.2 mills County Wide	\$ 835,413.17
Ad-Valorem Tax: 8.8 mills School Fund	954,912.33
Ad-Valorem Tax: 5.1 mills School Fund	576,473.89
Helping Schools Automobile Licenses	3,349.50
Manufactured Home Fees	20.50
<b>TOTAL PAID TO HOOVER BOARD OF EDUCATION</b>	<b><u>\$2,370,169.39</u></b>

**Disbursements to the  
Hoover Board of Education  
by Revenue Source  
\$2,370,169.39**



# DISBURSEMENTS TO THE LEEDS BOARD OF EDUCATION

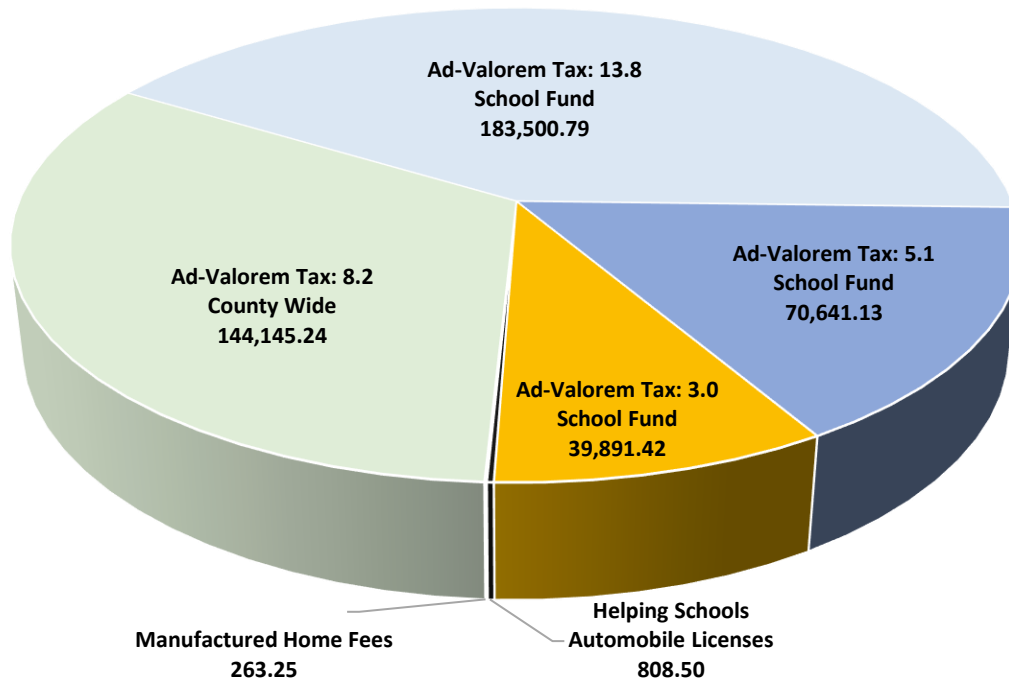
October 1, 2020 through September 30, 2021

<i>Total Assessed Value of all taxable vehicles registered in the City</i>	<b>\$ 14,347,480.00</b>
--	-------------------------

**SOURCE OF REVENUE:**

Ad-Valorem Tax: 8.2 mills County Wide	\$ 144,145.24
Ad-Valorem Tax: 13.8 mills School Fund	183,500.79
Ad-Valorem Tax: 5.1 mills School Fund	70,641.13
Ad-Valorem Tax: 3.0 mills School Fund	39,891.42
Helping Schools Automobile Licenses	808.50
Manufactured Home Fees	263.25
<b>TOTAL PAID TO LEEDS BOARD OF EDUCATION</b>	<b><u>\$439,250.33</u></b>

**Disbursements to the  
Leeds Board of Education  
by Revenue Source  
\$439,250.33**



# DISBURSEMENTS TO THE MIDFIELD BOARD OF EDUCATION

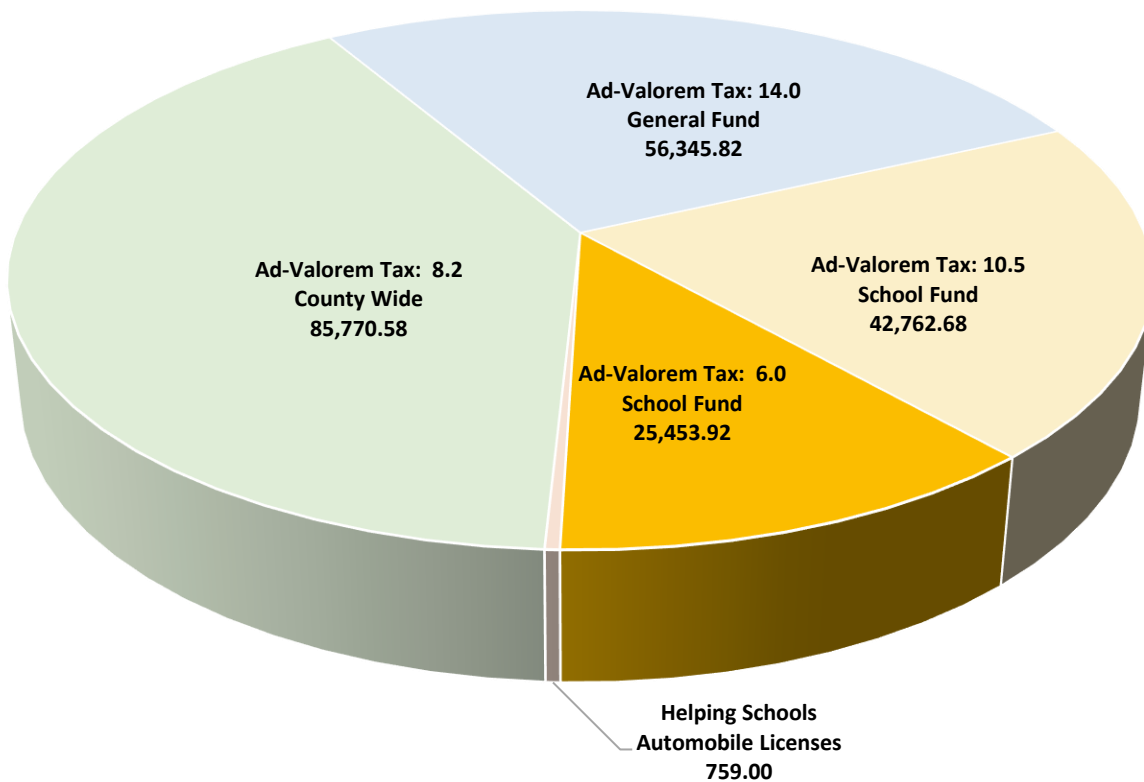
October 1, 2020 through September 30, 2021

<b>Total Assessed Value of all taxable vehicles registered in the City</b>	<b>\$ 4,324,160.00</b>
--	------------------------

**SOURCE OF REVENUE:**

Ad-Valorem Tax: 8.2 mills County Wide	\$ 85,770.58
Ad-Valorem Tax: 14.0 mills General Fund	56,345.82
Ad-Valorem Tax: 10.5 mills School Fund	42,762.68
Ad-Valorem Tax: 6.0 mills School Fund	25,453.92
Helping Schools Automobile Licenses	759.00
<b>TOTAL PAID TO MIDFIELD BOARD OF EDUCATION</b>	<b>\$211,092.00</b>

**Disbursements to the  
Midfield Board of Education  
by Revenue Source  
\$211,092.00**



# DISBURSEMENTS TO THE MOUNTAIN BROOK BOARD OF EDUCATION

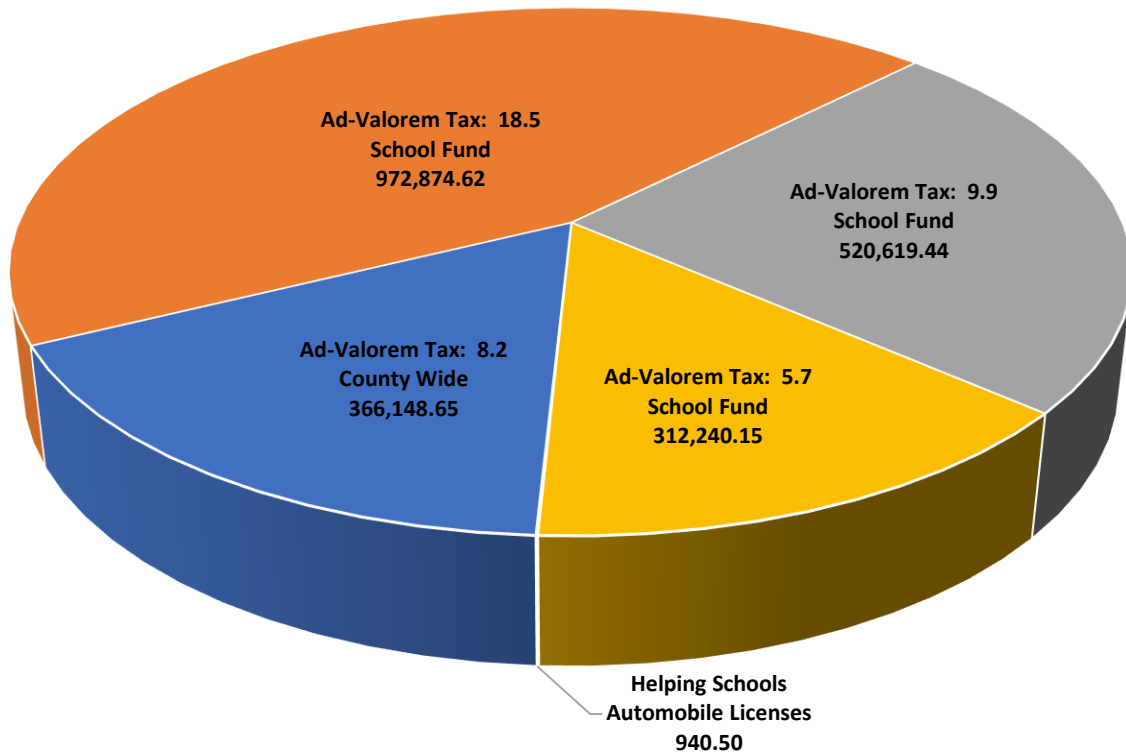
October 1, 2020 through September 30, 2021

<b>Total Assessed Value of all taxable vehicles registered in the City</b>	<b>\$ 56,994,880.00</b>
--	-------------------------

**SOURCE OF REVENUE:**

Ad-Valorem Tax: 8.2 mills County Wide	\$ 366,148.65
Ad-Valorem Tax: 18.5 mills School Fund	972,874.62
Ad-Valorem Tax: 9.9 mills School Fund	520,619.44
Ad-Valorem Tax: 5.7 mills School Fund	312,240.15
Helping Schools Automobile Licenses	940.50
<b>TOTAL PAID TO MOUNTAIN BROOK BOARD OF EDUCATION</b>	<b><u>\$2,172,823.36</u></b>

**Disbursements to the  
Mountain Brook Board of Education  
by Revenue Source  
\$2,172,823.36**





# DISBURSEMENTS TO THE TARRANT BOARD OF EDUCATION

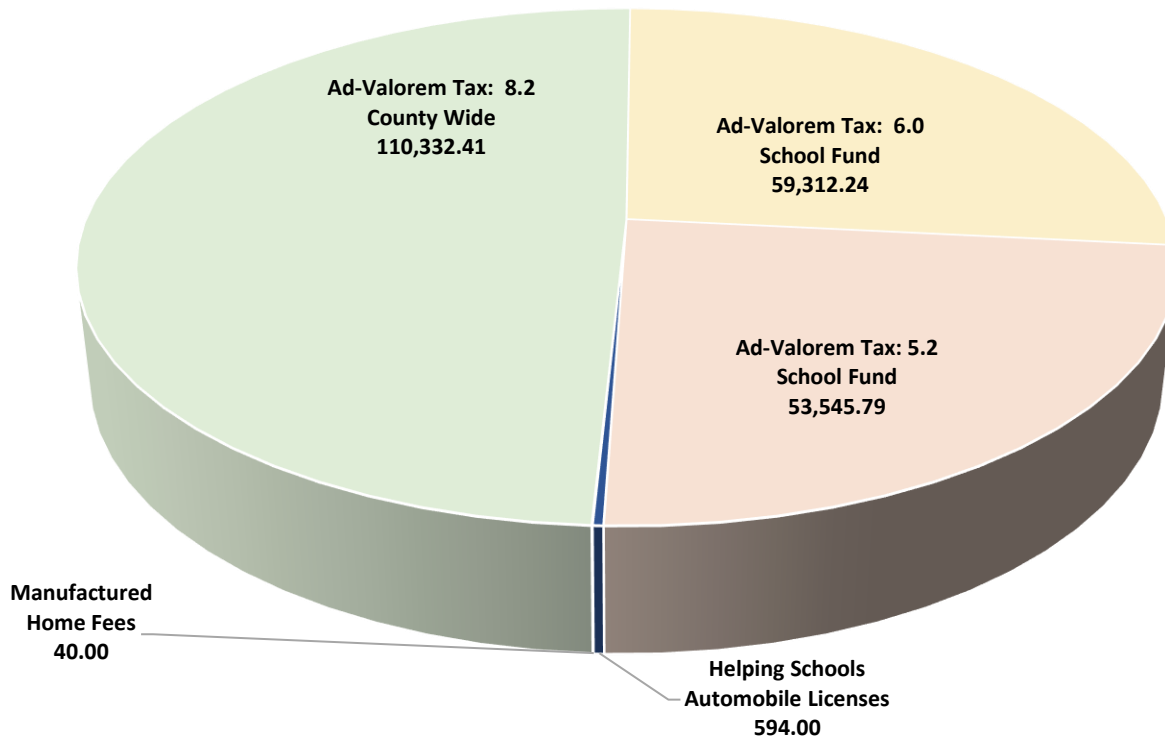
October 1, 2020 through September 30, 2021

<b>Total Assessed Value of all taxable vehicles registered in the City</b>	<b>\$ 10,387,340.00</b>
--	-------------------------

**SOURCE OF REVENUE:**

Ad-Valorem Tax: 8.2 mills County Wide	\$ 110,332.41
Ad-Valorem Tax: 6.0 mills School Fund	59,312.24
Ad-Valorem Tax: 5.2 mills School Fund	53,545.79
Helping Schools Automobile Licenses	594.00
Manufactured Home Fees	40.00
<b>TOTAL PAID TO TARRANT BOARD OF EDUCATION</b>	<b><u>\$223,824.44</u></b>

**Disbursements to the  
Tarrant Board of Education  
by Revenue Source  
\$223,824.44**



# DISBURSEMENTS TO THE TRUSSVILLE BOARD OF EDUCATION

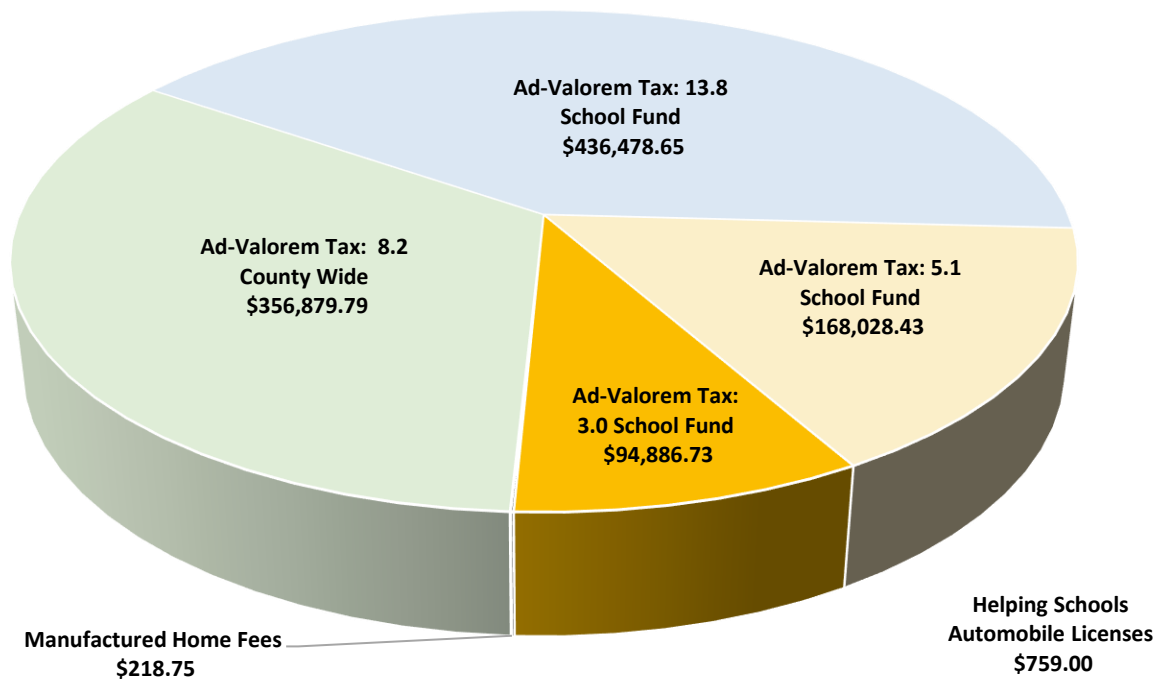
October 1, 2020 through September 30, 2021

<b>Total Assessed Value of all taxable vehicles registered in the City</b>	<b>\$ 34,141,980.00</b>
--	-------------------------

**SOURCE OF REVENUE:**

Ad-Valorem Tax: 8.2 mills County Wide	\$ 356,879.79
Ad-Valorem Tax: 13.8 mills School Fund	436,478.65
Ad-Valorem Tax: 5.1 mills School Fund	168,028.43
Ad-Valorem Tax: 3.0 mills School Fund	94,886.73
Helping Schools Automobile Licenses	759.00
Manufactured Home Fees	218.75
<b>TOTAL PAID TO TRUSSVILLE BOARD OF EDUCATION</b>	<b><u>\$1,057,251.35</u></b>

**Disbursements to the  
Trussville Board of Education  
by Revenue Source  
\$1,057,251.35**



# DISBURSEMENTS TO THE VESTAVIA HILLS BOARD OF EDUCATION

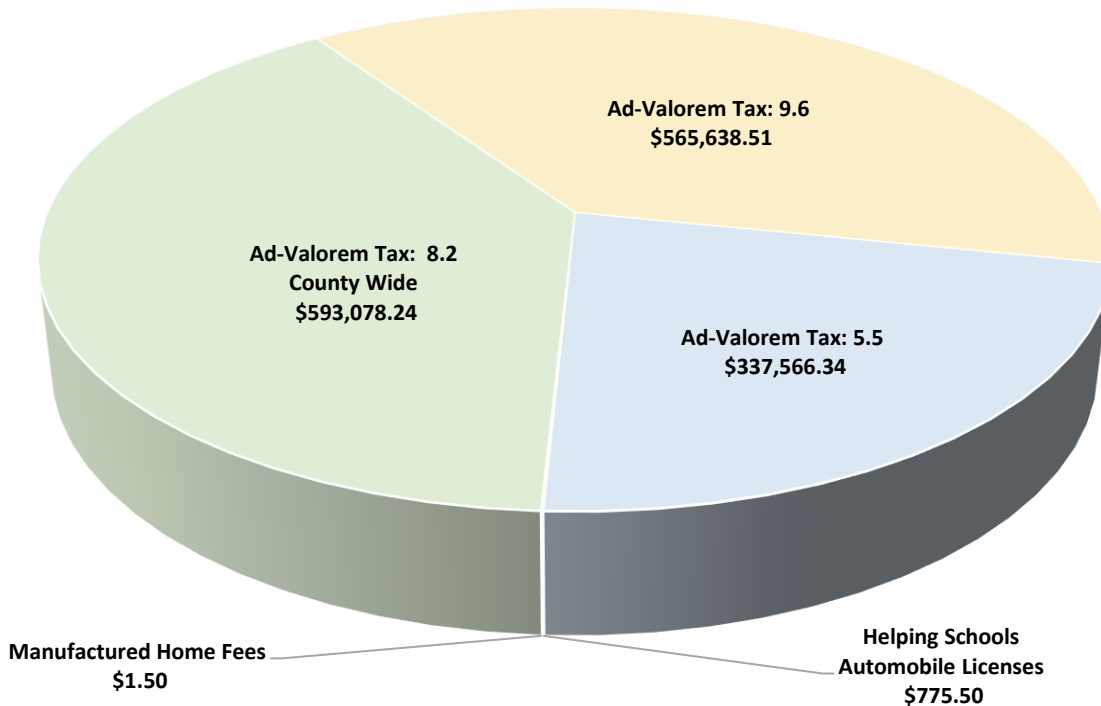
October 1, 2020 through September 30, 2021

<b>Total Assessed Value of all taxable vehicles registered in the City</b>	<b>\$64,032,440.00</b>
--	------------------------

**SOURCE OF REVENUE:**

Ad-Valorem Tax: 8.2 mills County Wide	\$ 593,078.24
Ad-Valorem Tax: 9.6 mills School Fund	565,638.51
Ad-Valorem Tax: 5.5 mills School Fund	337,566.34
Helping Schools Automobile Licenses	775.50
Manufactured Home Fees	1.50
<b>TOTAL PAID TO VESTAVIA HILLS BOARD OF EDUCATION</b>	<b><u>\$ 1,497,060.09</u></b>

**Disbursements to the  
Vestavia Hills Board of Education  
by Revenue Source  
\$1,497,060.09**



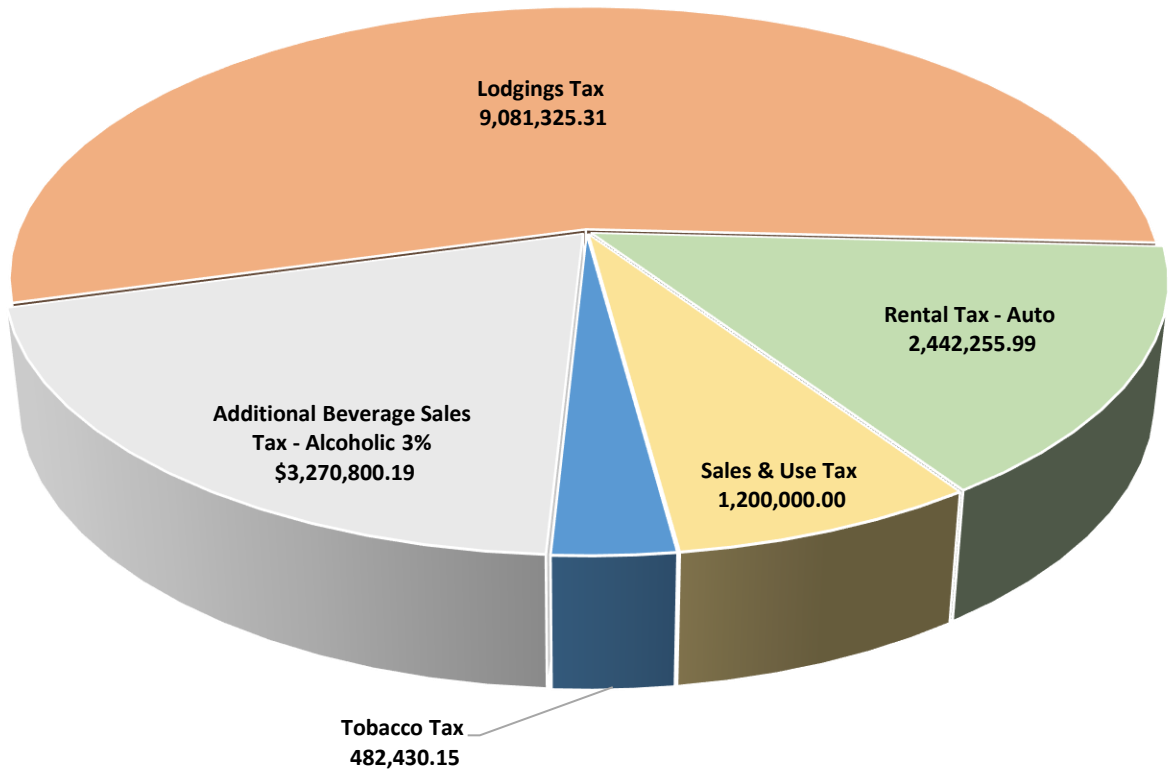
# DISBURSEMENTS TO THE BIRMINGHAM-JEFFERSON CIVIC CENTER AUTHORITY

October 1, 2020 through September 30, 2021

**SOURCE OF REVENUE:**

Additional Beverage Sales Tax - Alcoholic 3%	\$ 3,270,800.19
Lodgings Tax	9,081,325.31
Rental Tax - Auto	2,442,255.99
Sales & Use Tax	1,200,000.00
Tobacco Tax	482,430.15
<b>TOTAL PAID TO BIRMINGHAM-JEFFERSON CIVIC CENTER AUTHORITY</b>	<b><u><u>\$ 16,476,811.64</u></u></b>

**Disbursements to the  
Birmingham-Jefferson Civic Center Authority  
by Revenue Source  
\$16,476,811.64**



# DETAILED DISBURSEMENTS TO OTHER AGENCIES

October 1, 2020 through September 30, 2021

## **BIRMINGHAM-JEFFERSON COUNTY TRANSIT AUTHORITY**

Source: Beer Tax \$2,000,000.00

## **CITIZENSHIP TRUST / STATE VETERANS LIVING AGENCY**

Source: Drivers License \$34,860.50

## **GREATER BIRMINGHAM CONVENTION AND VISITORS BUREAU**

Source: Lodgings Tax \$6,783,444.13

## **JEFFERSON COUNTY FIRE DISTRICTS**

Birminghamport	\$ 92.19
Concord	192.61
Forestdale	408.68
McCalla	98.21
Minor Heights	107.60
Mount Olive	98.59
North Smithfield - Greenleaf	25.66
Palmerdale	267.64
Rocky Ridge	193.35
Warrior River	53.74
Wine Ridge	14.60
	<b>\$1,552.87</b>

## **JEFFERSON COUNTY SPECIAL REVENUE SALES & USE TAX-REVENUE ACCOUNT**

Source: Retail Sales & Amusements	\$121,052,986.61
Source: Automobiles & Boats Registered by Jefferson County	1,176,488.36
Source: Automobiles & Boats Registered at Municipalities	6,639.96
<b>TOTAL PAID TO JEFFERSON COUNTY SPECIAL REVENUE SALES &amp; USE TAX</b>	<b>\$122,236,114.93</b>

## **JEFFERSON COUNTY HEALTH DEPARTMENT**

Source: Sales & Use Tax \$25,700,086.62

## **JUVENILE HEALTH CARE BOARD**

Source: Shrine Tags \$3,135.00

## **SCHOOL DISTRICTS OUTSIDE JEFFERSON COUNTY**

Source: Auto Licenses-Helping Schools \$3,844.50

## **TENTH JUDICIAL CIRCUIT - DISTRICT ATTORNEY'S OFFICE**

Source: Stop Domestic Violence Tags \$3,877.50

# JEFFERSON COUNTY AND MUNICIPALITY POPULATIONS

(According to 2020 Federal Census and Enumerations)

Incorporated areas	Population
Adamsville	4,366
Argo	4,368
Bessemer	26,019
Birmingham	200,733
Brighton	2,337
Brookside	1,253
Cardiff	52
Center Point	16,406
Clay	10,291
County Line	311
Fairfield	10,000
Fultondale	9,876
Gardendale	16,044
Graysville	1,950
Helena	20,914
Homewood	26,414
Hoover	92,606
Hueytown	16,776
Irondale	13,497
Kimberly	3,841
Leeds	12,324
Lipscomb	2,086
Maytown	316
Midfield	5,211
Morris	2,259
Mountain Brook	22,461
Mulga	784
North Johns	127
Pinson	7,215
Pleasant Grove	9,544
Sumiton	2,444
Sylvan Springs	1,653
Tarrant	6,124
Trafford	613
Trussville	26,123
Vestavia Hills	39,102
Warrior	3,224
West Jefferson	417
<b>Total Incorporated Areas</b>	<b>620,081</b>
<b>Total Unincorporated Areas</b>	<b>54,640</b>
<b>TOTAL JEFFERSON COUNTY POPULATION</b>	<b>674,721</b>