

**DEPARTMENT OF REVENUE
JEFFERSON COUNTY
Birmingham, Alabama**



**ANNUAL REPORT
for the Fiscal Year
October 1, 2019 through September 30, 2020**

**TRAVIS HULSEY, DIRECTOR
716 Richard Arrington Jr. Blvd. N
Birmingham, Alabama 35203**

TABLE OF CONTENTS

	Page
Message from the Director	4
Summary of Transactions	6
Major Sources of Revenue	
Sales and Use Taxes	7
Special Revenue Sales and Use Taxes	7
Ad Valorem Taxes	8
Automobile Licenses	8
State Gasoline Taxes	8
Lodgings Tax	9
Business Licenses	9
Simplified Sellers Use Tax	9
Beer Tax	10
Alcoholic Beverage Tax	10
State Sales and Use Taxes	10
County Gasoline Taxes	11
Municipal Sales and Use Taxes	11
Driver Licenses	11
Alcoholic Beverage Sales Tax	12
Mandatory Liability Insurance Reinstatement	12
Funds from State of Alabama	12
Television Franchise Tax	13
Collections:	
Collections Summary	15
Ad-Valorem Tax by Tax District	16
Boats	18
Business and Privilege Licenses	19
Conservation and Natural Resources	20
Motor Vehicle Registrations (tags)	22
Other Taxes and Fees	23
Disbursements:	
Disbursement Summary	27
Ad-Valorem Tax by Tax District	29
Beer Tax	31
Gas Tax – County	32
Gas Tax – State	33
Motor Vehicle Registrations (tags)	34
Sales and Use Taxes	36
Special Revenue Sales and Use Taxes	37
Tobacco Tax	38

Disbursement Detail by Payee:

Disbursement Summary by Groups	39
Detail of Disbursements to State of Alabama	40
Detail of Disbursements to Jefferson County Treasurer	42
Detail of Disbursements to Jefferson County Board of Education	48
Detail of Disbursements to Municipalities	
Adamsville	49
Argo	50
Bessemer	51
Birmingham	52
Brighton	53
Brookside	54
Cardiff	55
Center Point	56
Clay	57
County Line	58
Fairfield	59
Fultondale	60
Gardendale	61
Graysville	62
Helena	63
Homewood	64
Hoover	65
Hueytown	66
Irondale	67
Kimberly	68
Lake View	69
Leeds	70
Lipscomb	71
Maytown	72
Midfield	73
Morris	74
Mountain Brook	75
Mulga	76
North Johns	77
Pinson	78
Pleasant Grove	79
Sumiton	80
Slyvan Springs	81
Tarrant	82
Trafford	83
Trussville	84
Vestavia Hills	85
Warrior	86
West Jefferson	87

Detail of Disbursements to Municipal Boards of Education	
Bessemer Board of Education	88
Birmingham Board of Education	89
Fairfield Board of Education	90
Homewood Board of Education	91
Hoover Board of Education	92
Leeds Board of Education	93
Midfield Board of Education	94
Mountain Brook Board of Education	95
Tarrant Board of Education	96
Trussville Board of Education	97
Vestavia Hills Board of Education	98
Detail of Disbursements to Birmingham-Jefferson Civic Center Authority	99
Detail of Disbursements to Other Agencies	100
Jefferson County and Municipalities Population	101

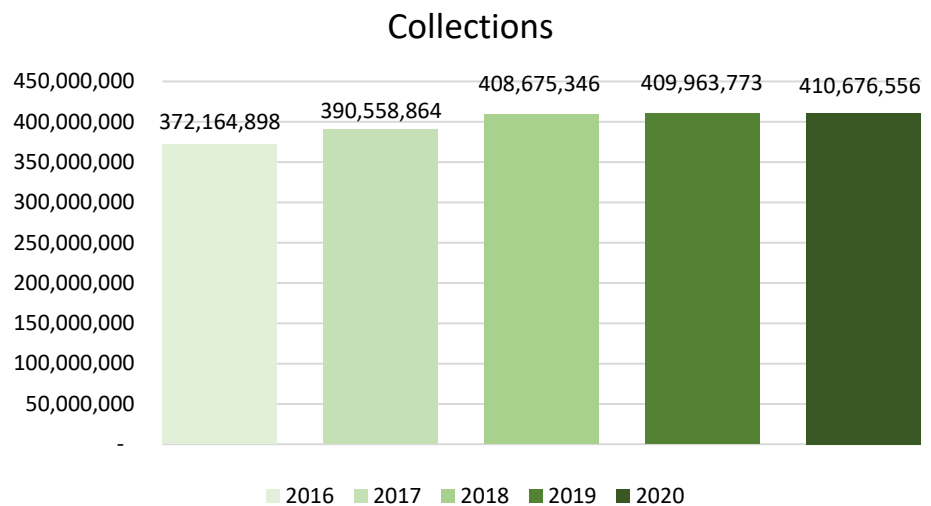
Message from the Director

Honorable Citizens of Jefferson County:

The Jefferson County Department of Revenue provides several essential services to the citizens of Jefferson County and the businesses operating within Jefferson County. Many services provided are summarized as follows:

- registration of motor vehicles and boats
- issuing State of Alabama and Jefferson County business licenses
- renewing and replacing drivers licenses
- issuing hunting and fishing licenses
- issuing disability access parking placards
- administering various taxes
- distributing revenue collections to Jefferson County, the State of Alabama, cities, towns, school boards, fire districts and other agencies in accordance with applicable laws.

This fiscal year the Department of Revenue worked diligently to minimize impacts to revenue collections, provide essential services to citizens and protect our staff during the COVID-19 pandemic. It has been a challenging year, but we are pleased to report total revenue collections for the fiscal year ended with a slight increase over the prior fiscal year.

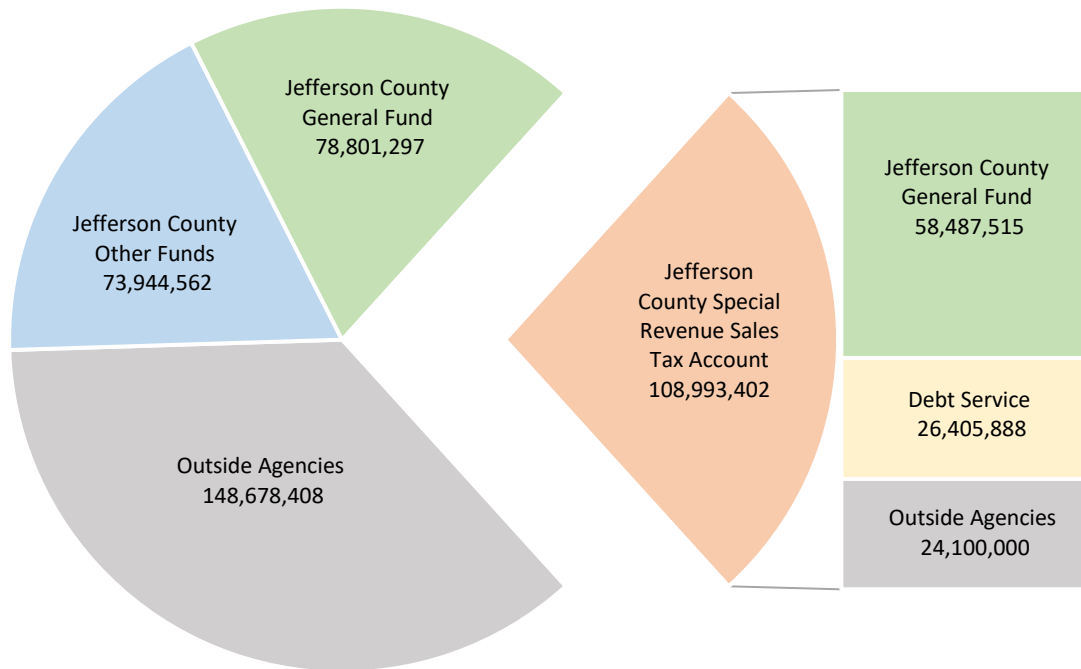


This increase in collection was attributable to our efforts to modernize operations. Citizens and businesses can use the internet to renew motor vehicle registrations as well as file and pay sales and use taxes, special revenue sales and use taxes, certain alcoholic beverage taxes, motor fuel taxes, automobile rental taxes and lodgings taxes. Leveraging current technology was key to increasing our revenue collection in light of 12 vacant positions being cut from our budget for the year. The final 2020 budget provided 161 full time positions within the Department for the fiscal year.

The Department of Revenue uses a cash basis of accounting. Monies collected in one month are disbursed the following month according to requirements of the enabling legislation. Approximately 19.2% of this year's collections were paid to the Jefferson County Treasurer and deposited directly into the County's General Fund to be used for County services, general government, public safety, community services and other items. Another 18% of current collections were paid to the Jefferson County Treasurer and deposited into other funds of the County to include the Indigent Care Fund, Road Fund, Bridge and Public Building Fund and the Sanitary Fund. Approximately 36.2% of current collections were disbursed directly

to outside agencies to include the State of Alabama, cites, towns, school boards, fire districts and other agencies. Collections of Special Revenue Sales and Use Taxes are required to be transferred to the Jefferson County Special Revenue Sales Tax Account which is disbursed annually by the Jefferson County Department of Finance in accordance with State law. Special Revenue Tax collections amounted to 26.6% of total collections this year. The Department of Finance makes final distribution from the Jefferson County Special Revenue Sales Tax Account to support some of Jefferson County’s debt service obligations and provide revenue to: Jefferson County’s General Fund, the Jefferson County 2015 Sales Tax Fund, the Jefferson County Community Service Fund, the Birmingham-Jefferson County Transit Authority, and the Birmingham Zoo.

Disbursement Overview \$410,417,669



We hope you find the information contained in this Annual Report useful. While every attempt to provide accurate information was made, please keep in mind these are unaudited figures and may be adjusted in the future if an error is discovered in this publication. Questions can be addressed to the Jefferson County Department of Revenue’s Accounting Division at (205) 325-5192.

Travis A. Hulsey
TRAVIS A. HULSEY, DIRECTOR

TRANSACTIONS PROCESSED

The Department processed over 1,200,000 transactions this fiscal year. The total number of transactions are down from last year primarily due to the COVID-19 pandemic shutdown and the accompanying reduction of taxpayers seeking services from the Department during the shutdown.

COMPARISON OF TRANSACTIONS PROCESSED

Number of Items Issued For:	2018 - 2019	2019 - 2020	Variance
Automobile Licenses (tags)	695,641	685,411	-1.5%
Automobile Transfers	25,773	20,077	-22.1%
County Business Licenses (JCBL & JCBL fees)	25,352	24,273	-4.3%
Disability Access Parking Decals	10,892	7,478	-31.3%
Driver Licenses	86,592	67,866	-21.6%
Hunting, Fishing & Boat Licenses	13,121	11,891	-9.4%
State Privilege Licenses	26,022	24,682	-5.1%
Tax Returns Processed	428,908	428,366	-0.1%
Tax Payments Processed	311,832	302,818	-2.9%
Temporary Tags	425	324	-23.8%
Title Fees	54,511	51,600	-5.3%

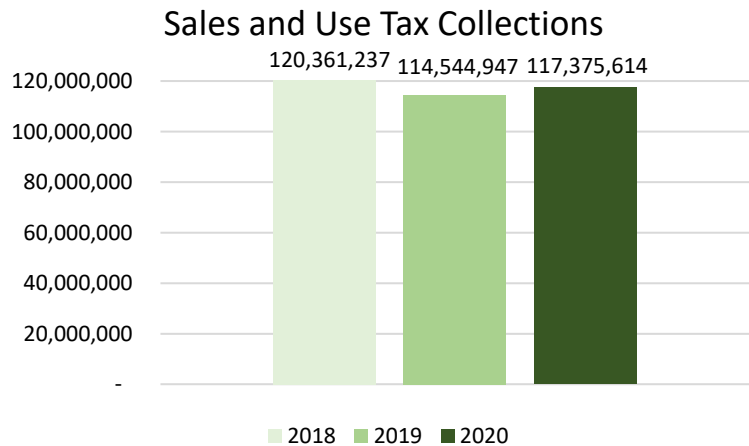
MAJOR SOURCES OF REVENUE

The Jefferson County Department of Revenue collects revenue from administering motor vehicle registrations, multiple taxes, licenses, permits and fees. The revenue collections are grouped into 30 different classifications for this report and are detailed later in this report. The following list shows the sources of revenue with an annual collection of one million dollars or more.

- Sales and Use Taxes
- Special Revenue Sales and Use Taxes
- Ad Valorem Taxes
- Automobile Licenses
- State Gasoline Taxes
- Lodgings Tax
- Business Licenses
- Simplified Sellers Use Tax
- Beer Tax
- Alcoholic Beverage Tax
- State Sales and Use Taxes
- County Gasoline Taxes
- Municipal Sales and Use Taxes
- Driver Licenses
- Alcoholic Beverage Sales Tax
- Mandatory Liability Insurance Reinstatement
- Television Franchise Tax

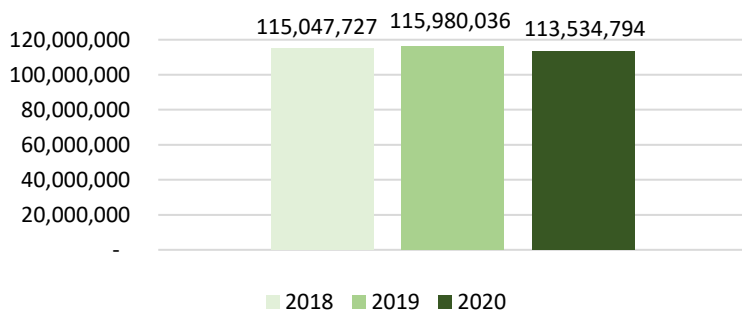
Sales and Use Taxes

Sales Tax is a tax on the gross proceeds of sales of taxable items for consumption or other use to consumers within Jefferson County (except as specifically exempted by law) and the gross receipts from conducting or operating public places of amusement or entertainment. Use Tax is an excise tax on tangible personal property purchased outside Jefferson County for storage, use, or other consumption in Jefferson County.



Special Revenue Sales and Use Taxes

Special Revenue Sales and Use Tax Collections

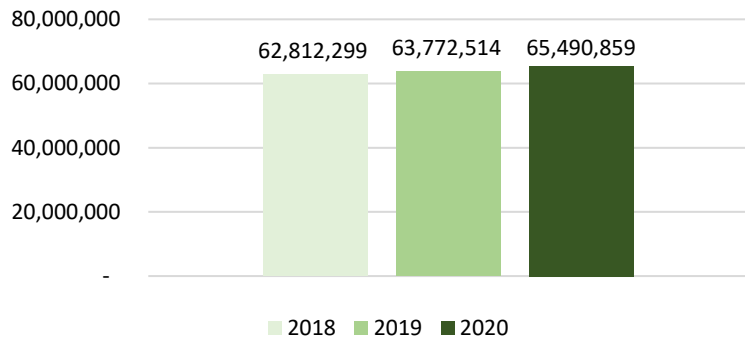


Special Revenue Tax is a separate but parallel tax to the County’s regular sales and use taxes. This tax replaced the parallel Educational Tax that sunset July 31, 2017. The tax basis for the Special Revenue Tax is the same basis as the Sales and Use taxes detailed above.

Ad Valorem Taxes

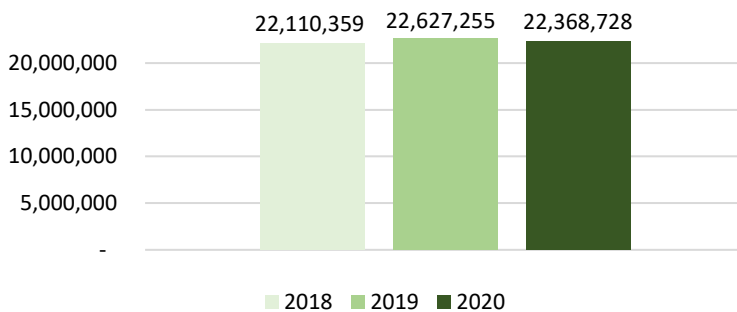
Ad Valorem Tax is a property tax based on the value of real and personal property. The Department of Revenue collects ad valorem tax as part of the automobile registration process. All automobiles and pickup trucks are subject to ad valorem taxes. Automobiles and pickup trucks under lease-purchase option agreements are also subject to ad valorem taxes.

Ad-Valorem Tax Collections



Automobile Licenses & Temporary Tags

Automobile Licenses Collections

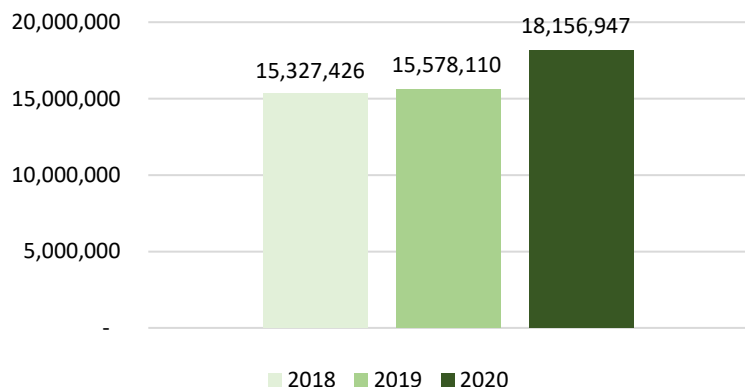


Motor vehicle registrations have several fees that are retained by the County. These fees include registration fees, mail fees, temporary tag fees, and other various fees related to motor vehicle registrations.

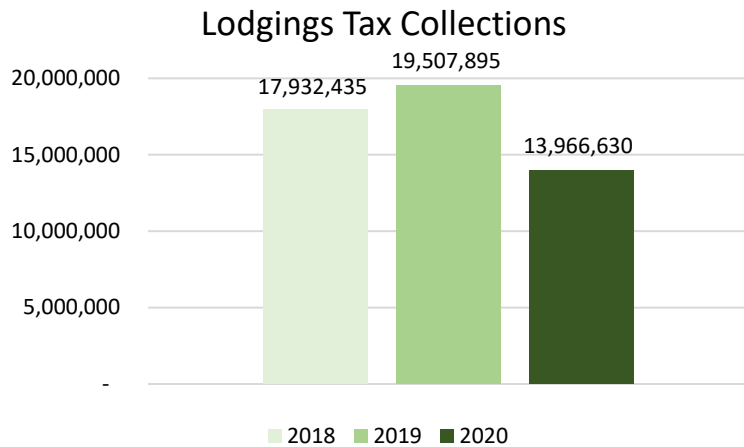
State Gasoline Taxes

The State of Alabama has multiple tax levies (4-cent, 5-cent, 7-cent and 10-cent) on gasoline and diesel fuel sold at the terminal rack, imported into the State of Alabama, or blended with a motor fuel product. The Alabama Department of Revenue collects these taxes and remits Jefferson County's portion to the Jefferson County Department of Revenue. This is a separate tax from Jefferson County's motor fuel tax. The 10-cent tax is being phased in over the next few years and accounts for the large increase in collections from the prior year.

State Gasoline Tax Collections



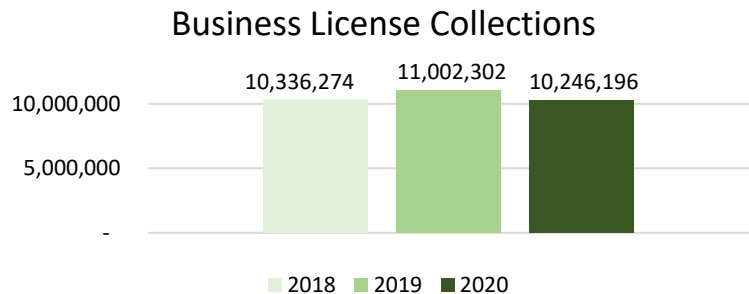
Lodgings Tax



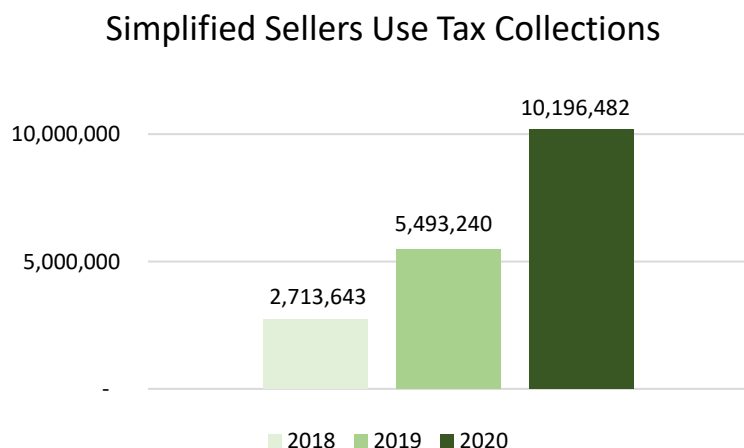
Lodgings (Transient Occupancy) Tax is a privilege or license tax on renting rooms, lodgings, or accommodations to transients in any hotel, motel, inn, tourist camp, or cabin, except where accommodations are furnished for a period of 180 continuous days or more. Collections for the current year were negatively affected by shutdown and reduced travel in the County related to the COVID-19 pandemic.

Business Licenses

This is the revenue derived from the issuance of Jefferson County's business licenses as well as the County's portion of the issuance of State privilege licenses, State store licenses, and municipal real estate licenses.



Simplified Sellers Use Tax

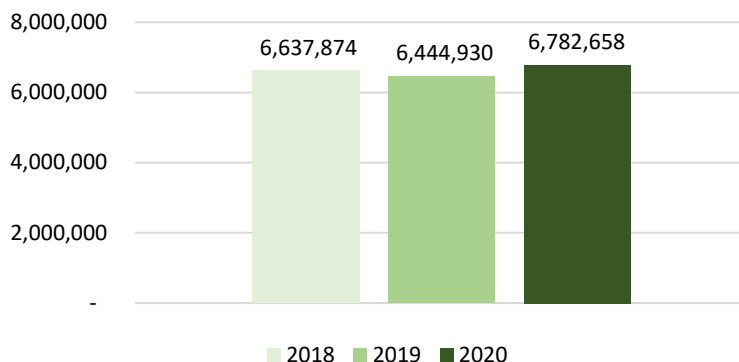


Simplified Sellers Use Tax is a State of Alabama Tax on the gross proceeds of sales of tangible personal property from eligible sellers located outside of Alabama selling into the state. Alabama offers a flat statewide tax with no additional local tax collection authority. The Alabama Department of Revenue collects these taxes and remits Jefferson County's portion to the Jefferson County Department of Revenue. In addition to traditional sales, this tax catches most online sales that would otherwise escape local sales and use tax collection.

Beer Tax

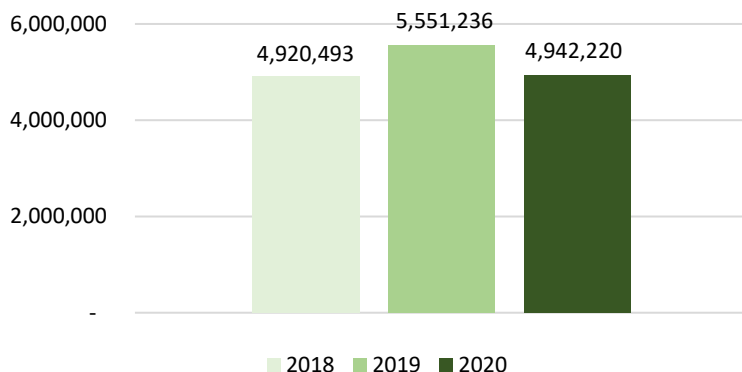
Beer tax is a privilege or excise tax on every person licensed by the Alcoholic Beverage Control Board who sells, stores, or receives for the purpose of distribution, to any person, firm, corporation, club, or association within the Jefferson County any beer, lager beer, ale, porter, malt or brewed beverage, or similar fermented malt liquor.

Beer Tax Collections



Alcoholic Beverage Tax

Alcoholic Beverage Tax Collections

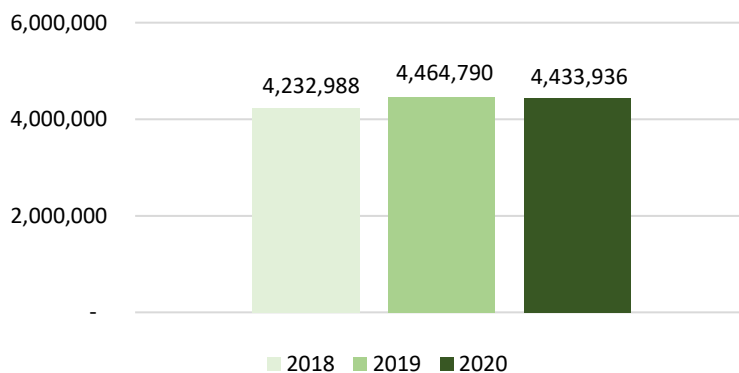


Alcoholic Beverage (Liquor) Tax is a license tax on the total gross receipts derived from the sales of alcoholic, spirituous, vinous or fermented liquor sold at retail in Jefferson County. Taxable liquors include, but are not limited to, whiskey, gin, brandy, rum, vodka, cocktails, mixed drinks and all other alcoholic beverages. Wine, beer and malted beverage sales are excluded from this tax.

State Sales and Use Taxes

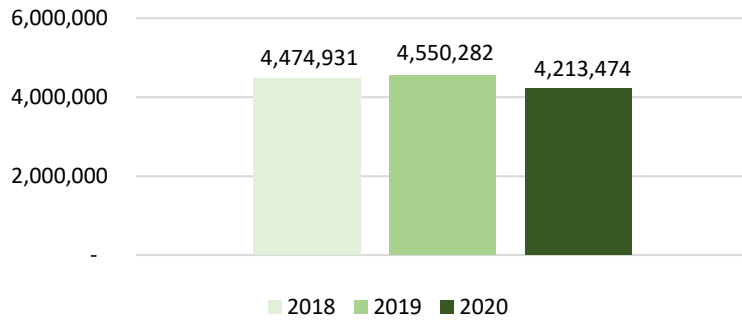
As part of the registration process for automotive vehicles, motorboats, truck trailers, trailers, semitrailers, travel trailers and manufactured homes; the Jefferson County Department of Revenue is required to collect casual sales and use taxes from isolated sales by persons not engaged in the business of selling.

State Sales and Use Tax Collections



County Gasoline Taxes

County Gasoline Tax Collections

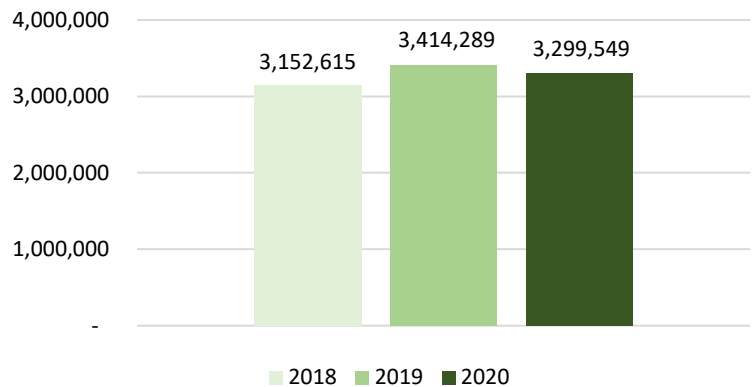


County Gasoline Tax is an excise or license tax based on the number of gallons of gasoline, diesel or other motor fuels sold, distributed, stored, delivered or withdrawn from storage within Jefferson County.

Municipal Sales and Use Taxes

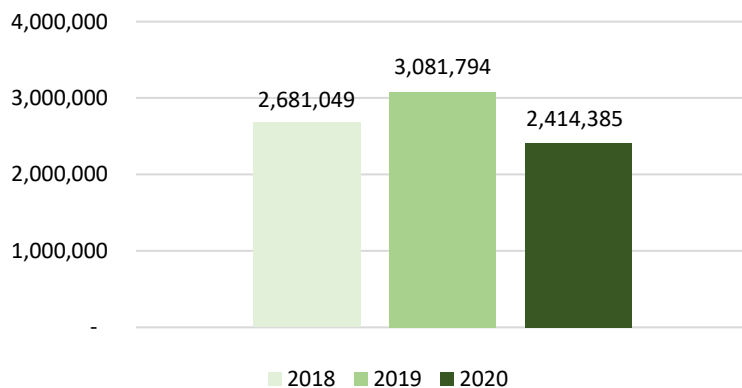
As part of the registration process for automotive vehicles, motorboats, truck trailers, trailers, semitrailers, travel trailers and manufactured homes; the Jefferson County Department of Revenue is required to collect casual sales and use taxes from isolated sales by persons not engaged in the business of selling. If the purchaser lives within city limits, tax is collected at the appropriate rate for the city.

Municipal Sales and Use Tax Collections



Driver Licenses

Driver Licenses Collections

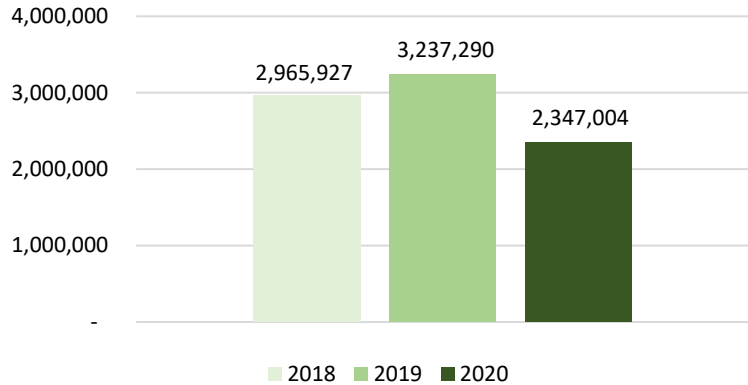


Driver license collections are the total fees charged when issuing driver license renewals, replacements, and name or address changes.

Alcoholic Beverage Sales Tax

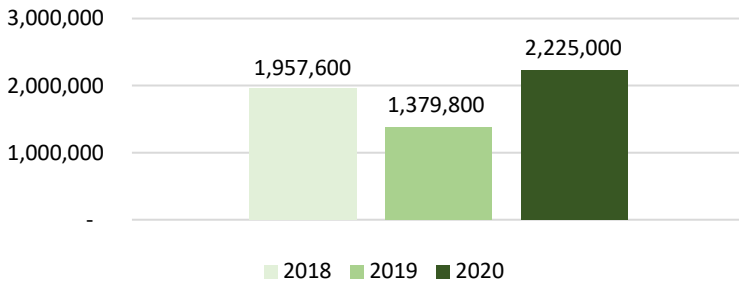
Alcoholic beverage sales tax is an additional sales tax on alcoholic beverages sold from restaurants that are licensed by the Alcoholic Beverage Control Board. This tax applies to beer and hard liquor but does not apply to table wine.

Alcoholic Beverage Sales Tax Collections



Mandatory Liability Insurance Reinstatement

Mandatory Liability Insurance Reinstatement Collections

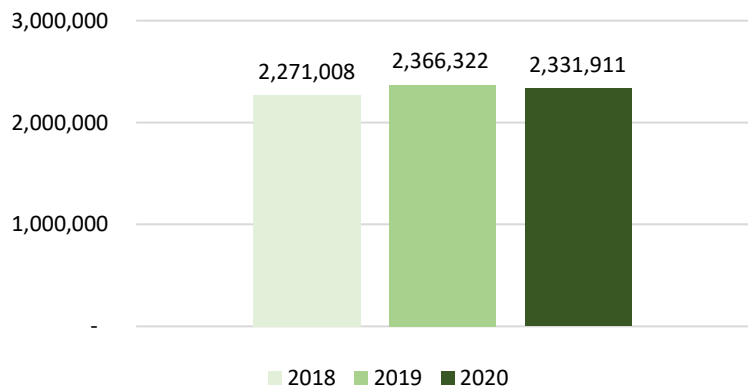


If it is determined that a vehicle was not insured in accordance with the Mandatory Liability Insurance law, the Alabama Department of Revenue will suspend the motor vehicle registration. The Jefferson County Department of Revenue will reinstate the registration upon presentation of proof of current liability insurance and payment of the required fees.

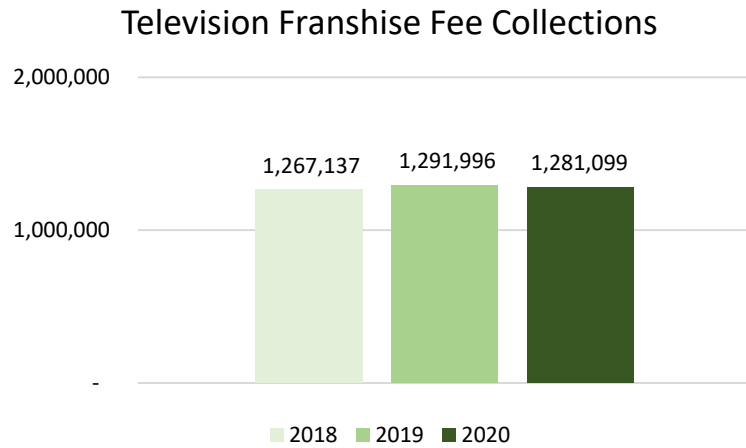
Funds from State of Alabama

The State of Alabama disburses various taxes and fees to Jefferson County. These include Additional Motor Vehicle License taxes, Additional Motor Vehicle fees, International Registration Plan (IRP) fees, Additional Excise Tax, Petroleum Inspection fees and refunds of Tobacco Tax discounts allowed and tobacco tax administrative expenses.

Funds from State of Alabama



Television Franchise Tax



Television franchise tax is a license tax on the gross revenue of cable television franchise holders that have been granted franchises by the County to install poles or conduits within the boundary lines of public roads, highways or right of ways within the unincorporated areas of the County.

COLLECTIONS SUMMARY

Tax Type	2018 - 2019	2019 - 2020	Variance
Ad-Valorem Tax	\$ 63,772,514	\$ 65,490,859	2.69%
Alcoholic Beverage Tax	5,551,236	4,942,220	-10.97%
Alcoholic Beverage Sales Tax - Additional	3,237,290	2,347,004	-27.50%
Automobile Licenses & Temp Tags	22,627,255	22,368,728	-1.14%
Automobile Transfers & Penalties	79,173	65,491	-17.28%
Automotive Rental Tax	3,030,927	2,220,361	-26.74%
Bad Check Fees	8,919	7,833	-12.18%
Beer Tax	6,444,930	6,782,658	5.24%
Boat Licenses	263,410	222,772	-15.43%
Business Licenses	11,002,302	10,246,196	-6.87%
Conservation License - Hunting & Fishing	19,357	15,912	-17.80%
County Gasoline Tax	4,550,282	4,213,474	-7.40%
Driver Licenses	3,081,794	2,414,385	-21.66%
Electric Car Tax		120,575	
Funds from State	2,366,322	2,331,911	-1.45%
Lodgings Tax	19,507,895	13,966,630	-28.41%
Mandatory Liability Insurance	1,379,800	2,225,000	61.26%
Manufactured Homes - Fees & Permits	80,116	48,112	-39.95%
Miscellaneous Fees	133,894	143,278	7.01%
Municipal Sales & Use Tax - Auto & Boats	3,414,289	3,299,549	-3.36%
Rideshare Tax	3,731	19,238	415.63%
Sales & Use Tax	114,544,947	117,375,614	2.47%
Simplified Sellers Use Tax	5,493,240	10,196,482	85.62%
Special Common Carrier (Bus) License	11,089	14,551	31.22%
Special Revenue Sales Tax	115,980,036	113,534,794	-2.11%
State Gasoline Tax	15,578,110	18,156,947	16.55%
State Sales & Use Tax - Auto & Boats	4,464,790	4,433,936	-0.69%
T. V. Franchise Tax	1,291,996	1,281,099	-0.84%
Title Fees	938,777	899,408	-4.19%
Tobacco Tax	1,073,944	999,478	-6.93%
Wine Tax	31,408	32,556	3.65%
Unidentified Online Tax Payments		259,506	
TOTAL COLLECTIONS	\$ 409,963,773	\$ 410,676,556	0.17%
Reconciliation to Disbursements			
Amounts Distributed in prior fiscal year	(4,151,590)		
Amounts Distributed after fiscal year-end		(257,555)	
Credit Card Fees	(900)	(900)	
Outstanding Issues cleared after fiscal-year	(364)	(431)	
TOTAL DISBURSEMENTS	\$ 405,810,919	\$ 410,417,669	1.14%

AD VALOREM TAX

Total of Assessed Values Countywide

	<u>2018 - 2019</u>	<u>2019 - 2020</u>	<u>Variance</u>
Ad-Valorem Tax valuation: Current year plus delinquent (escape) tags processed	\$ 963,339,780	\$ 985,990,820	2.4%

Ad Valorem Tax Collections by Tax District

October 1, 2019 through September 30, 2020

<u>Tax District</u>	<u>Amount</u>
State	6,168,087
Jefferson County	15,669,963
School District 5.1 mill	1,561,049
School District 8.8 mill	2,693,574
School District 5.0 mill	1,530,440
School District 3.0 mill	918,264
Adamsville	65,958
Argo	385
Bessemer	1,365,622
Bessemer School District 5.4 mill	210,094
Bessemer School 8.2 Co-Wide	277,969
Birmingham	8,001,622
Birmingham School District 15.8 mill	4,435,389
Birmingham School 8.2 Co-Wide	1,786,649
Brighton	14,016
Brookside	11,090
Cardiff	328
Center Point	63,661
Clay	49,329
County Line	578
Fairfield	185,772
Fairfield School District 25.9 mill	235,809
Fairfield School District 8.2 Co-Wide	131,073
Fultondale	64,466
Gardendale	251,016
Graysville	20,890
Helena	24,472
Homewood	1,246,638
Homewood School District 15.1 mill	594,251
Homewood School District 8.2 Co-Wide	334,740
Hoover	3,204,954
Hoover School District 13.9 mill	1,460,342

Ad Valorem Tax Collections by Tax District

October 1, 2019 through September 30, 2020

Hoover School District	8.2 Co-Wide	790,181
Hueytown		206,004
Irondale		148,149
Kimberly		77,777
Lake View		1,592
Leeds		111,342
Leeds School District	21.9 mill	265,366
Leeds School District	8.2 Co-Wide	128,623
Lipscomb		7,774
Maytown		993
Midfield		100,419
Midfield School District	30.5 mill	128,700
Midfield School District	8.2 Co-Wide	82,349
Morris		25,268
Mountain Brook		1,869,438
Mountain Brook School District	34.1 mill	1,737,538
Mountain Brook School District	8.2 Co-Wide	340,667
Mulga		6,644
North Johns		318
Pleasant Grove		383,810
Sumiton		200
Sylvan Springs		17,375
Tarrant		159,774
Tarrant School District	11.2 mill	105,294
Tarrant School District	8.2 Co-Wide	97,679
Trafford		2,598
Trussville		163,248
Trussville School District (to city)	7.0 mill	228,547
Trussville School District	21.9 mill	715,294
Trussville School District	8.2 Co-Wide	326,270
Vestavia		2,767,818
Vestavia School District	15.1 mill	847,486
Vestavia School District	8.2 Co-Wide	561,976
Warrior		32,063
SUBTOTAL AD-VALOREM TAX COLLECTED BY JEFFERSON COUNTY		65,017,067
COUNTY AD-VALOREM TAX COLLECTED BY MUNICIPALITIES ISSUING TAGS		473,793
TOTAL AD-VALOREM TAX COLLECTED		\$ 65,490,859

BOAT REGISTRATIONS AND COLLECTIONS

Types	# of Registrations	Amount Collected
Class I	2,467	\$ 53,940
Class II	5,408	148,350
Class III	119	10,425
Class IV	8	1,100
Transfers	1,114	6,280
Replacements	142	785
Mail Fees		1,782
Total Boat Licenses	9,258	\$ 222,662
Reconciling Items		
Specialty Boat License	1	52
Boat Licenses	4	58
Total Collections for Boat License	9,263	\$ 222,772

BUSINESS AND PRIVILEGE LICENSE COLLECTIONS

October 1, 2019 through September 30, 2020

STATE OF ALABAMA LICENSES			
Total State Privilege Licenses	# of Licenses	17,597	\$ 1,612,818
Store Licenses	# of Licenses Issued	6,416	
State			\$ 135,481
Issuance Fees			5,224
Penalty			2,422
Interest			805
Citation - State			1
Citation - County			66
Mail Fees			0
Total Single Store Licenses			\$ 144,000
JEFFERSON COUNTY LICENSES			
County Ordinance No. 1801	# of Licenses	24,273	\$ 8,408,720
County Ordinance No. 1801 - Fees			\$ 65,043
Other County Ordinances			\$ 679
MUNICIPAL LICENSES			
Municipal Real Estate	# of Licenses Issued	669	\$ 14,936
TOTAL BUSINESS LICENSE COLLECTIONS			\$ 10,246,196

CONSERVATION AND NATURAL RESOURCES ISSUANCE AND COLLECTIONS

October 1, 2019 through September 30, 2020

<u>HUNTING LICENSES (RESIDENT)</u>	<u># of</u>	<u>Amount</u>
Resident All Game Hunting	89	\$ 2,483
Resident Small Game Hunting	6	111
Resident Management Area Hunting	22	408
Disabled Hunting - Annual	28	176
Disabled (50% >) Military Veterans Appreciation Hunting (16 - 64)	19	275
Disabled (100%) Military Veterans Appreciation Hunting (16 - 64)	13	41
Resident 64 All Game Hunting	3	83
Resident Bait Privilege (WT Deer / Feral Swine)	169	2,545
Donation for Wildlife Research	14	14
Round Up for Wildlife Research	475	5
Total	838	\$ 6,140

<u>HUNTING LICENSES (NON-RESIDENT)</u>	<u># of</u>	<u>Amount</u>
Non-Resident Bait Privilege (WT Deer / Feral Swine)	3	153
Total	3	\$ 153

<u>FISHING LICENSES (RESIDENT)</u>	<u># of</u>	<u>Amount</u>
Resident Freshwater Fishing	234	\$ 3,254
Saltwater Fishing	16	392
Saltwater Trip	1	10
Saltwater Pier	3	19
Resident Saltwater Reef Fish Endorsement	3	30
Resident 64 Freshwater Fishing	9	125
Resident 65 Plus Freshwater Fishing	4	55
Resident 64 Saltwater Fishing	1	24
Disabled Freshwater Fishing - Annual	42	128
Disabled Saltwater Fishing - Annual	15	46
Disabled (20% >) Military Veterans Appreciation Freshwater Fishing (16 - 64)	54	170
Disabled (20% >) Military Veterans Appreciation Saltwater Fishing (16 - 64)	11	35
Donation for Freshwater Fisheries Research	6	6
Donation for Saltwater Fisheries Research	5	5
Round Up for Freshwater Fisheries Research	465	5
Round Up for Saltwater Fisheries Research	15	0
Total	884	\$ 4,304

<u>FISHING LICENSES (NON-RESIDENT)</u>	<u># of</u>	<u>Amount</u>
Non-Resident Freshwater - Annual (All Other States)	3	\$ 160
Total	3	\$ 160

CONSERVATION AND NATURAL RESOURCES ISSUANCE AND COLLECTIONS

October 1, 2019 through September 30, 2020

<u>SPECIALTY LICENSES</u>	<u># of Items</u>	<u>Amount</u>
Duck Stamp - State	7	\$ 77
Fish Baskets	4	8
Resident Fur Catcher	33	746
Commercial Fowl Hunting Preserve - Exempt	1	502
Resident Freshwater Commercial Fishing	3	300
Non-Game Fish Dealer - Retail	1	11
Durable Cards	122	610
Game Check H.E.L.P. Number	9	0
Harvest Information Program	41	0
Resident 65 Plus Harvest Information Program	1	0
Total	<u>222</u>	<u>\$ 2,254</u>
<u>LIFETIME LICENSES (RESIDENT)</u>	<u># of Items</u>	<u>Amount</u>
Lifetime Hunting (12 - 49 years of age)	1	\$ 584
Lifetime Freshwater Fishing (50 - 64 years of age)	1	176
Lifetime Hunting & Freshwater Fishing (2 - 11 years of age)	3	1,761
Senior Lifetime License	9	315
Lifetime License Replacement	13	65
Lifetime License Replacement (no charge)	17	0
Total	<u>44</u>	<u>\$ 2,901</u>
Grand Total Hunting & Fishing Licenses	<u>1,994</u>	<u>\$ 15,912</u>

COLLECTIONS FROM MOTOR VEHICLE REGISTRATIONS

October 1, 2019 through September 30, 2020

Adamsville	82,922
Argo	746
Bessemer	531,337
Birmingham	3,249,508
Brighton	26,307
Brookside	15,483
Cardiff	865
Center Point	216,592
Clay	96,343
County Line	1,397
Fairfield	122,671
Fultondale	147,977
Gardendale	238,414
Graysville	42,173
Helena	35,069
Homewood	303,235
Hoover	802,834
Hueytown	256,649
Irondale	230,902
Jefferson County	1,499,549
Kimberly	48,718
Lake View	2,375
Leeds	126,417
Lipscomb	13,368
Maytown	2,765
Midfield	69,367
Morris	33,013
Mountain Brook	251,134
Mulga	13,720
North Johns	777
Pinson	122,971
Pleasant Grove	140,897
Sumiton	294
Sylvan Springs	34,309
Tarrant	125,770
Trafford	6,211
Trussville	251,766
Vestavia	352,095
Warrior	49,438
West Jefferson	4,307
State of Alabama (Additional Tag Money)	7,564,110
Disabled Veteran Tags	10,390
Manufacturing Cost	64,808
Prestige Tag Fees	3,738,673
Replacement Tags	7,613
Dealer Plate Additional Issue Fees	8,542
Fees, Citations and Mail Fees	1,423,100
Temporary Tag Fees	810
Total	\$ 22,368,728

COLLECTIONS OF VARIOUS TAXES AND FEES

ALCOHOLIC BEVERAGE TAX		\$ 4,942,220
ALCOHOLIC BEVERAGE SALES TAX - ADDITIONAL 3%		\$ 2,347,004
AUTOMOBILE TRANSFERS		\$ 28,041
AUTOMOBILE TRANSFERS - PENALTY		\$ 37,450
AUTOMOTIVE RENTAL TAX		\$ 2,220,361
BAD CHECK FEES		
Alcoholic Beverage Tax		\$ 483
Alcoholic Beverage Sales Tax - Additional 3%		1,072
Beer Tax		30
Education Sales & Use Tax		15
Lodgings Tax		180
Privilege License		0
Sales & Use Tax		3,658
Special Revenue Sales & Use Tax		2,395
Tobacco Tax		0
		\$ 7,833
BEER TAX		\$ 6,782,658
DRIVER LICENSES		
	<u># of Items</u>	<u>Amount</u>
Class A, B, C & School Bus - New / Renew	1,606	\$ 99,539
Class D & M - New / Renew	47,780	1,743,970
Class V - New / Renew	2	73
Class A, B, C, D, V & School Bus - Duplicate	12,830	404,145
ID New/Renew, Duplicate, Disabled & Over 62	5,321	165,018
Exam Fee	327	1,640
Total Driver Licenses	67,866	\$ 2,414,385
ELECTRIC CAR TAX		120,575

COLLECTIONS OF VARIOUS TAXES AND FEES

FUNDS FROM STATE OF ALABAMA		<u>Amount</u>
7% Auto License		\$ 681,094
Additional Auto License		1,188,810
Additional Excise Tax		33,974
International Registration Plan (IRP)		201,807
Petroleum Inspection Fees		114,971
Tobacco Tax Discount Reimbursement		111,254
		\$ 2,331,911
GAS TAX – COUNTY		
	<u>Gallons</u>	<u>Taxes</u>
Gallons / Taxes	421,347,379	\$ 4,213,474
Penalties		0
		\$ 4,213,474
GAS TAX – STATE		
	STATE GASOLINE TAX .04	\$ 4,547,413
	STATE GASOLINE TAX .05	\$ 2,241,964
	STATE GASOLINE TAX .07	\$ 7,846,875
	STATE GASOLINE TAX .10	\$ 3,520,694
GAS TAX – STATE TOTAL		\$ 18,156,947
LODGINGS TAX		
		\$ 13,966,630
MANDATORY LIABILITY INSURANCE		
		\$ 2,225,000
MANUFACTURED HOME FEES AND PERMITS		
		\$ 48,112
MISCELLANEOUS FEES		
		\$ 143,278
MUNICIPAL SALES & USE TAX - AUTO		
		\$ 3,167,220
MUNICIPAL SALES & USE TAX - BOATS		
		\$ 132,329
RIDESHARE TAX		
		\$ 19,238
SALES AND USE TAX		
Regulation A		\$ 1,402,318
Sales Tax		87,812,537
Consumer Use		7,262,526
Sellers Use		19,997,207
Motor Vehicle Auto & Boat		901,025
		\$ 117,375,614

COLLECTIONS OF VARIOUS TAXES AND FEES

SIMPLIFIED SELLERS USE TAX	\$ 10,196,482	
SPECIAL COMMON CARRIER LICENSES	\$ 14,551	
SPECIAL REVENUE SALES AND USE TAX		
Regulation A	\$ 1,525,229	
Sales Tax	86,174,336	
Consumer Use	7,325,278	
Sellers Use	17,609,038	
Motor Vehicle Auto & Boat	900,912	
	<u>\$ 113,534,794</u>	
STATE SALES & USE TAX - AUTO & MANUFACTURED HOMES	\$ 4,235,212	
STATE SALES & USE TAX - BOATS	\$ 198,724	
TITLE FEES	\$ 899,408	
	# of Titles 51,600	
TOBACCO TAX STAMPS		
Denomination	# of Stamps	Amount
.01	106,200	\$ 1,062
.03	112,800	3,384
.04	27,386,229	1,095,449
.05	16,000	800
.10	96,400	9,640
Less: Discount to Dealers		(110,858)
		<u>\$ 999,478</u>
T V FRANCHISE TAX	\$ 1,281,099	
WINE TAX	\$ 32,556	

DISBURSEMENT SUMMARY

Tax Type	2018 - 2019	2019 - 2020	Variance
Alabama, State of	35,214,741	35,027,178	-0.53%
Fire Districts	1,218	2,143	75.91%
Birmingham-Jefferson Transit Authority	2,000,000	2,000,000	0.00%
Birmingham-Jefferson Civic Center Authority	19,119,434	14,224,801	-25.60%
Jefferson County Treasurer	81,622,645	85,930,966	5.28%
Jefferson County Board of Education	9,630,832	10,078,479	4.65%
Jefferson County Health Department	22,752,212	23,313,828	2.47%
Greater Birmingham Convention & Visitors	8,304,677	5,944,096	-28.42%
Jefferson County Indigent Care Fund	55,972,971	56,618,412	1.15%
Juvenile Health Care Board	3,795	3,094	-18.48%
Simplified Sellers Use Tax	5,493,240	10,196,482	85.62%
Special Revenue Sales Tax	111,340,835	108,993,402	-2.11%
Citizenship Trust-State Veterans LL Fund	43,296	33,770	-22.00%
10 th Judicial Circuit-Stop Domestic Violence	2,021	3,300	63.27%
School Districts Outside of Jeff Co.	3,762	3,812	1.32%
Adamsville, City of	261,052	252,193	-3.39%
Argo, Town of	5,618	5,920	5.37%
Bessemer, City of	2,867,027	2,937,479	2.46%
Bessemer Board of Education	283,718	274,416	-3.28%
Birmingham, City of	21,115,614	20,651,142	-2.20%
Birmingham Board of Education	1,799,478	1,785,791	-0.76%
Brighton, City of	122,873	120,940	-1.57%
Brookside, Town of	49,091	47,520	-3.20%
Cardiff, Town of	1,936	1,989	2.76%
Center Point, City of	543,006	596,297	9.81%
Clay, City of	373,694	361,771	-3.19%
County Line, Town of	3,660	2,652	-27.54%
Fairfield, City of	545,082	533,950	-2.04%
Fairfield Board of Education	355,885	357,527	0.46%
Fultondale, City of	496,901	498,839	0.39%
Gardendale, City of	833,728	841,346	0.91%
Graysville, City of	124,563	121,704	-2.30%
Helena, City of	100,682	102,804	2.11%
Homewood, City of	2,369,711	2,302,977	-2.82%
Homewood Board of Education	886,715	920,998	3.87%
Hoover, City of	5,349,886	5,366,372	0.31%
Hoover Board of Education	2,142,143	2,225,659	3.90%
Hueytown, City of	882,732	853,583	-3.30%
Irondale, City of	720,507	690,787	-4.12%

DISBURSEMENT SUMMARY

Tax Type	2018 - 2019	2019 - 2020	Variance
Kimberly, City of	159,729	168,593	5.55%
Lake View, Town of	2,048	2,405	17.46%
Leeds, City of	474,836	465,063	-2.06%
Leeds, Board of Education	373,927	371,755	-0.58%
Lipscomb, City of	65,433	61,583	-5.88%
Maytown, Town of	10,456	10,063	-3.76%
Midfield, City of	294,406	289,610	-1.63%
Midfield Board of Education	203,655	204,387	0.36%
Morris, Town of	123,420	126,516	2.51%
Mountain Brook, City of	2,806,705	2,796,787	-0.35%
Mountain Brook Board of Education	1,932,756	2,024,363	4.74%
Mulga, Town of	31,833	32,165	1.04%
North Johns, Town of	7,879	8,581	8.92%
Pinson, City of	328,552	310,098	-5.62%
Pleasant Grove, City of	705,648	701,727	-0.56%
Sumiton, City of	929	803	-13.55%
Sylvan Springs, Town of	72,161	73,647	2.06%
Tarrant, City of	427,950	426,841	-0.26%
Tarrant Board of Education	187,922	200,868	6.89%
Trafford, Town of	23,392	23,122	-1.16%
Trussville, City of	1,375,156	1,328,710	-3.38%
Trussville Board of Education	1,022,361	1,013,254	-0.89%
Vestavia Hills, City of	3,857,265	3,919,382	1.61%
Vestavia Hills Board of Education	1,340,209	1,407,084	4.99%
Warrior, City of	209,060	209,778	0.34%
West Jefferson, Town of	11,407	12,066	5.78%
Prior Period Adjustment	(3,979,157)		
TOTAL	\$ 405,810,919	\$ 410,417,669	1.14%

Reconciliation to Collections

Amounts Distributed in prior fiscal year	4,151,590		
Amounts Distributed after fiscal year-end		257,555	
Credit Card Fees	900	900	
Outstanding Issues cleared after fiscal-year	364	431	
TOTAL COLLECTIONS	\$ 409,963,773	\$ 410,676,556	0.17%

DISTRIBUTION OF AD-VALOREM TAX BY DISTRICT

October 1, 2019 through September 30, 2020

Tax District	Amount
State of Alabama	\$ 5,968,272
Jefferson County	12,035,360
Jefferson County Schools	9,307,725
Adamsville	68,940
Argo	444
Bessemer	1,546,662
Bessemer Board of Education	269,909
Birmingham	12,206,577
Birmingham Board of Education	1,760,135
Brighton	14,788
Brookside	11,702
Cardiff	377
Center Point	77,606
Clay	56,812
County line	666
Fairfield	185,666
Fairfield Board of Education	355,360
Fultondale	74,245
Gardendale	263,772
Graysville	22,422
Helena	28,192
Homewood	1,223,958
Homewood Board of Education	919,496
Hoover	3,150,621
Hoover Board of Education	2,221,946
Hueytown	216,478
Irondale	163,748
Kimberly	80,155
Lake View	1,834
Leeds	117,985
Leeds Board of Education	370,599
Lipscomb	8,184
Maytown	1,143
Midfield	99,652
Midfield Board of Education	203,546
Morris	27,924

DISTRIBUTION OF AD-VALOREM TAX BY DISTRICT

October 1, 2019 through September 30, 2020

Mountain Brook	\$ 1,827,306
Mountain Brook Board of Education	2,023,551
Mulga	7,271
North Johns	348
Pinson	11,380
Pleasant Grove	377,518
Sumiton	223
Sylvan Springs	19,008
Tarrant	161,263
Tarrant Board of Education	200,178
Trafford	2,994
Trussville	405,121
Trussville Board of Education	1,012,138
Vestavia Hills	2,685,998
Vestavia Hills Board of Education	1,406,325
Warrior	34,507
West Jefferson	494
TOTAL PAID TO STATE, COUNTY & MUNICIPALITIES	63,238,525
Commissions (Paid to County)	2,252,335
TOTAL DISTRIBUTIONS	\$ 65,490,859

BEER TAX DISTRIBUTION

October 1, 2019 through September 30, 2020

Jefferson County	1,148,556
Jefferson County Board of Education	738,557
Birmingham Jefferson County Transit Authority	2,000,000
Fire Districts	2,143
Adamsville	28,272
Argo	3,881
Bessemer	218,350
Birmingham	1,175,496
Brighton	17,366
Brookside	3,886
Cardiff	132
Center Point	47,459
Clay	28,266
County Line	147
Fairfield	44,232
Fultondale	49,677
Gardendale	73,336
Graysville	10,225
Helena	5,361
Homewood	129,006
Hoover	274,865
Hueytown	78,673
Irondale	44,707
Kimberly	7,063
Lake View	0
Leeds	50,248
Lipscomb	5,325
Maytown	928
Midfield	28,598
Morris	6,439
Mountain Brook	71,678
Mulga	3,752
North Johns	349
Pinson	55,017
Pleasant Grove	32,413
Sumiton	38
Sylvan Springs	3,715
Tarrant	33,237
Trafford	4,302
Trussville	120,054
Vestavia	133,072
Warrior	42,418
West Jefferson	1,130
Total Beer Tax to County & Municipalities	\$6,722,368
Commissions (Paid to County)	60,290
TOTAL DISTRIBUTIONS	6,782,658

COUNTY GASOLINE TAX DISTRIBUTION

October 1, 2019 through September 30, 2020

	Outstanding Balance Due	Payments / Audits	Balance Due	Disbursements
Jefferson County				247,827
Adamsville				30,422
Argo				0
Bessemer				447,151
Birmingham				1,482,658
Brighton				20,167
Brookside				0
Cardiff				0
Center Point				28,274
Clay				48,846
County Line				0
Fairfield				48,527
Fultondale				158,204
Gardendale				127,635
Graysville				31,414
Helena				89
Homewood				187,034
Hoover				375,572
Hueytown				147,733
Irondale				107,546
Kimberly	(4,198)	-	(4,198)	0
Lake View				0
Leeds				44,720
Lipscomb	(692)	-	(692)	0
Maytown	(1,244)	-	(1,244)	0
Midfield				30,017
Morris				26,839
Mountain Brook				40,896
Mulga	(317)	129	(188)	0
North Johns				4,925
Pinson				49,734
Pleasant Grove				18,507
Sumiton				0
Sylvan Springs				9,437
Tarrant				37,508
Trafford				78
Trussville				202,609
Vestavia				127,409
Warrior				45,002
West Jefferson				2,427
Gasoline Audits	(6,450.83)	128.75	(6,322.08)	0
Total Gasoline Tax to County & Municipalities				\$ 4,129,205
Commissions				84,270
TOTAL COUNTY GASOLINE TAX DISTRIBUTED				\$ 4,213,474

STATE GAS TAX DISTRIBUTION

October 1, 2019 through September 30, 2020

	Amount
Jefferson County	\$ 7,879,169
Adamsville	84,460
Argo	1,139
Bessemer	512,811
Birmingham	3,933,663
Brighton	55,005
Brookside	25,458
Cardiff	1,027
Center Point	316,043
Clay	181,322
County Line	1,139
Fairfield	207,638
Fultondale	156,518
Gardendale	259,487
Graysville	40,437
Helena	41,558
Homewood	470,058
Hoover	1,094,169
Hueytown	300,802
Irondale	230,649
Kimberly	50,635
Lake View	0
Leeds	183,208
Lipscomb	41,277
Maytown	7,191
Midfield	100,205
Morris	34,722
Mountain Brook	381,265
Mulga	15,614
North Johns	2,708
Pinson	133,787
Pleasant Grove	188,830
Sumiton	299
Sylvan Springs	28,801
Tarrant	119,480
Trafford	12,066
Trussville	363,279
Vestavia	635,392
Warrior	59,320
West Jefferson	6,313
TOTAL STATE GASOLINE TAX PAID TO COUNTY & MUNICIPALITIES	\$ 18,156,947

DISTRIBUTION OF MOTOR VEHICLE REGISTRATIONS (tags)

October 1, 2019 through September 30, 2020

	Amount
State of Alabama (Additional Tag Money)	7,564,110
State of Alabama (72%)	6,360,863
State of Alabama (7%)	618,421
State of Alabama (5% State Expense)	477,530
Jefferson County - Road Fund	291,292
Jefferson County Board of Education	24,602
Juvenile Health Care Board (Shrine Tags)	3,094
School Districts Outside Jefferson County	3,812
Tenth Judicial Circuit DA's Office	3,300
Director of Conservation (Specialty Boat)	0
ALEA (Specialty Boat)	0
Adamsville	16,108
Argo	145
Bessemer	103,214
Bessemer Board of Education	3,977
Birmingham	631,231
Birmingham Board of Education	25,245
Brighton	5,110
Brookside	3,008
Cardiff	168
Center Point	42,074
Clay	18,715
County Line	272
Fairfield	23,830
Fairfield Board of Education	2,162
Fultondale	28,745
Gardendale	46,313
Graysville	8,192
Helena	6,812
Homewood	58,905
Homewood Board of Education	1,502
Hoover	155,953
Hoover Board of Education	3,680
Hueytown	49,855
Irondale	44,854
Kimberly	9,464
Lake View	462
Leeds	24,557
Leeds Board of Education	891
Lipscomb	2,597

DISTRIBUTION OF MOTOR VEHICLE REGISTRATIONS (tags)

October 1, 2019 through September 30, 2020

Amount

Maytown	537
Midfield	13,475
Midfield Board of Education	842
Morris	6,413
Mountain Brook	48,784
Mountain Brook Board of Education	809
Mulga	2,665
North Johns	151
Pinson	23,888
Pleasant Grove	27,370
Sumiton	57
Sylvan Springs	6,665
Tarrant	24,431
Tarrant Board of Education	660
Trafford	1,207
Trussville	48,906
Trussville Board of Education	825
Vestavia Hills	68,396
Vestavia Hills Board of Education	759
Warrior	9,604
West Jefferson	837
SUB-TOTAL TAG MONEY DISTRIBUTED	\$16,952,342
Issuance Fees & Citations - Jefferson County	969,797
Citations - State of Alabama	2
Mail Fees - Jefferson County	453,300
Commissions - Jefferson County	333,955
Replacement Tag Fees - Jefferson County	7,613
Disabled Veteran Tags	10,130
Personalized Tags	381,420
Prestige Tags	1,920,211
University Tags	1,265,799
Dealer Tags	8,542
Manufacturing Cost	64,808
Temporary Tags	810
Adjustments	0
TOTAL TAG MONEY DISTRIBUTED	\$22,368,728

SALES AND USE TAX DISTRIBUTION

October 1, 2019 through September 30, 2020

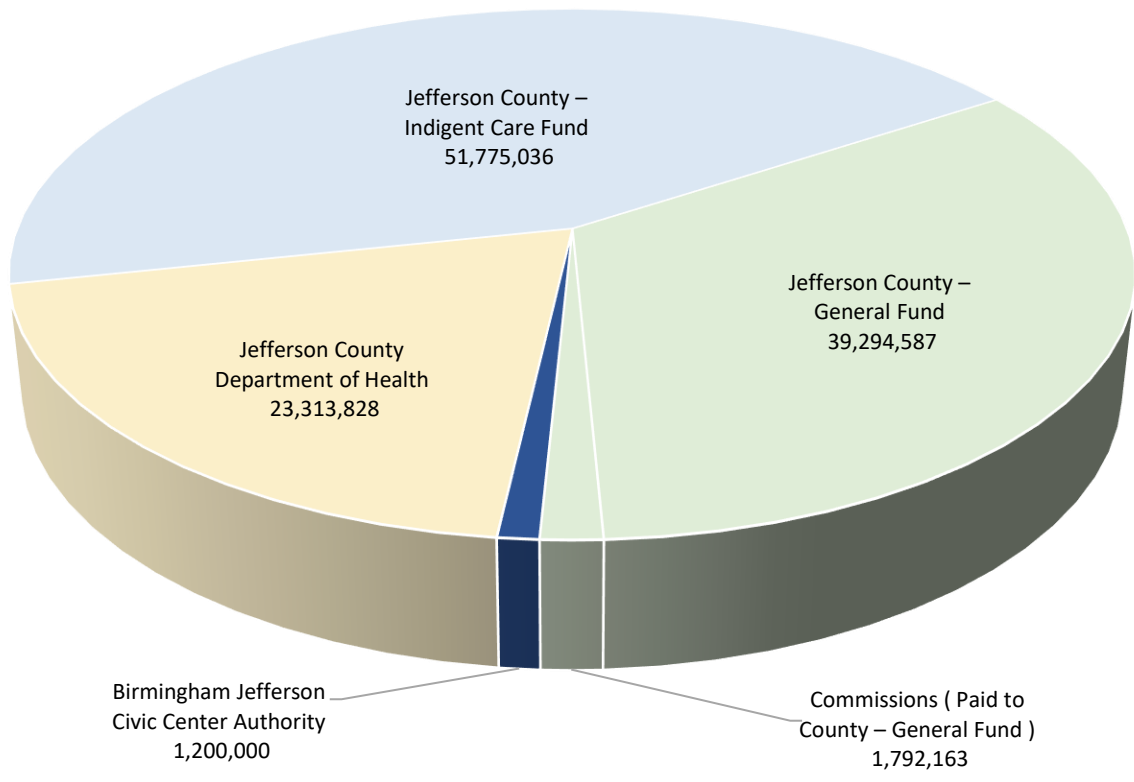
Jefferson County – Indigent Care Fund	\$ 51,775,036
Jefferson County – General Fund	39,294,587
Jefferson County Department of Health	23,313,828
Birmingham-Jefferson Civic Center Authority	1,200,000

TOTAL PAID TO RECIPIENTS	115,583,451
---------------------------------	--------------------

Commissions (Paid to County – General Fund)	1,792,163
---	-----------

TOTAL DISTRIBUTIONS	\$ 117,375,614
----------------------------	-----------------------

Sales and Use Tax Distribution
\$117,375,614



SPECIAL REVENUE SALES AND USE TAX DISTRIBUTION

The Jefferson County Department of Revenue calculates the commission and worthless check fees for Special Revenue Sales and Use Taxes and transfers that amount to the Jefferson County Treasurer to be deposited into the County’s General Fund. The remaining collections are transferred to the Jefferson County Special Revenue Sales Tax Account which is disbursed by the Jefferson County Department of Finance in accordance with State law.

October 1, 2019 through September 30, 2020

Disbursements from Department of Finance

Jefferson County – General Fund	\$ 58,487,515
Debt Service	26,405,888
County and Municipal Boards of Education	18,000,000
Jefferson County Community Service Fund	3,600,000
Birmingham-Jefferson Transit Authority	2,000,000
Birmingham Zoo	500,000
TOTAL PAID TO RECIPIENTS	108,993,402

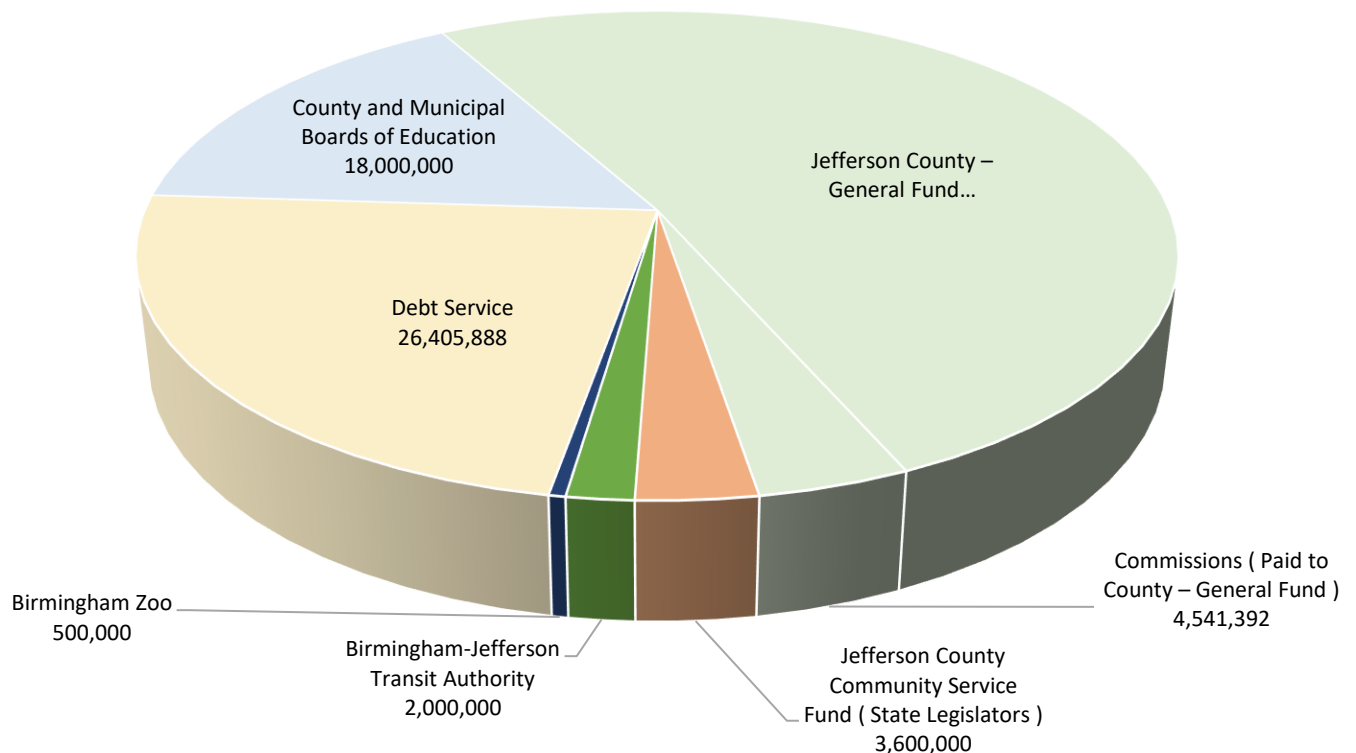
Disbursements from Department of Revenue

Commissions (Paid to County – General Fund)	4,541,392
---	-----------

TOTAL DISTRIBUTIONS

\$ 113,534,794

Special Revenue
Sales and Use Tax Distribution
\$113,534,794



TOBACCO TAX DISTRIBUTION

October 1, 2019 through September 30, 2020

	Amount
Birmingham-Jefferson Civic Center Authority	494,741
Jefferson County	121,187
Adamsville	2,988
Argo	40
Bessemer	18,140
Birmingham	139,147
Brighton	1,946
Brookside	901
Cardiff	36
Center Point	11,180
Clay	6,414
County Line	40
Fairfield	7,345
Fultondale	5,537
Gardendale	9,179
Graysville	1,430
Helena	1,470
Homewood	16,628
Hoover	38,704
Hueytown	10,640
Irondale	8,159
Kimberly	1,791
Lake View	0
Leeds	6,481
Lipscomb	1,460
Maytown	254
Midfield	3,545
Morris	1,228
Mountain Brook	13,487
Mulga	552
North Johns	96
Pinson	4,733
Pleasant Grove	6,680
Sumiton	11
Sylvan Springs	1,019
Tarrant	4,226
Trafford	427
Trussville	12,850
Vestavia	22,476
Warrior	2,098
West Jefferson	223
Total Tobacco Tax Paid to County, Municipalities & Civic Center Authority	\$ 979,488
Commissions	19,990
TOTAL TOBACCO TAX DISTRIBUTED	\$ 999,478

SUMMARY OF DISBURSEMENTS BY GROUPS

October 1, 2019 through September 30, 2020

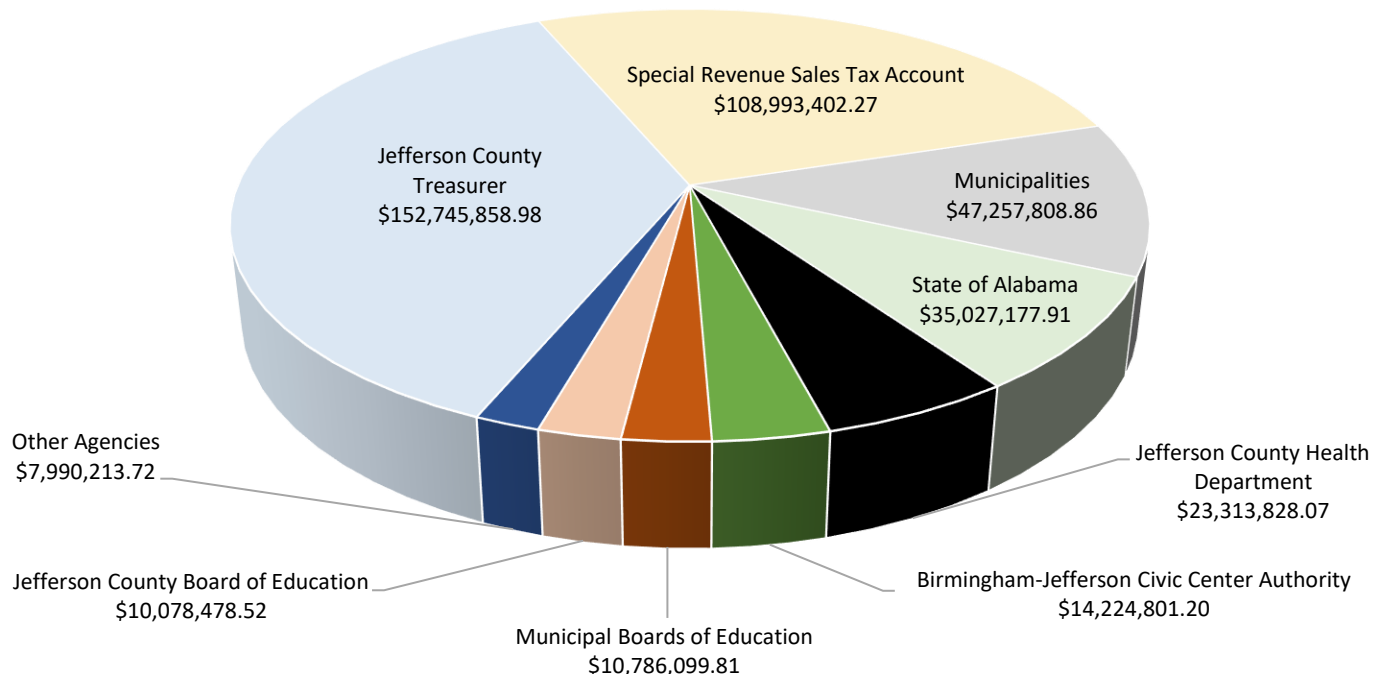
AMOUNT PAID TO:

Jefferson County Treasurer	\$ 152,745,858.98
Special Revenue Sales Tax Account (see note 1)	108,993,402.27
Municipalities	47,257,808.86
State of Alabama	35,027,177.91
Jefferson County Health Department	23,313,828.07
Birmingham-Jefferson Civic Center Authority	14,224,801.20
Municipal Boards of Education	10,786,099.81
Jefferson County Board of Education	10,078,478.52
Other Agencies (see note 2)	7,990,213.72
Grand Total of Disbursement	<u><u>\$ 410,417,669.34</u></u>

Note 1: Section 9 of Jefferson County Ordinance No. 735 dated August 13, 2015 requires the Revenue Director to sequester Special Revenue Sales and Use Tax collections in a special account. The Jefferson County Department of Finance makes final distribution of these taxes as provided by law.

Note 2: Other agencies are Birmingham-Jefferson County Transit Authority, Citizenship Trust/State Veterans Living Agency, Greater Birmingham Convention and Visitors Bureau, various Fire Districts within Jefferson County, Juvenile Health Care Board, various school districts outside of Jefferson County and Tenth Judicial Circuit-District Attorney's Office.

Distribution Summary
\$ 410,417,669.34



DETAILED DISBURSEMENTS TO STATE OF ALABAMA

October 1, 2019 through September 30, 2020

AD-VALOREM TAX

2.5 mills General Fund (see Note 1)	2,340,649.00
1.0 mills Soldier Fund	906,905.82
3.0 mills School Fund	2,720,716.99

Total Ad Valorem Tax **\$ 5,968,271.81**

Note 1: Includes Credit Voucher Fees of: \$27,580.00

AUTOMOBILE LICENSES

Disabled Veteran Tags	\$ 10,130.30
State (72%)	6,360,862.53
State (7%)	618,421.41
Auto State Expense (5%)	477,530.48
Additional Tag Money	7,564,110.47
University Tags	1,265,798.63
Temporary Tags	490.50
Personalized Tags	381,420.00
Prestige Tags	1,920,210.68
Director of Conservation (Specialty Boat)	
ALEA (Specialty Boat)	
Citations	2.25
Manufacturing Cost - Tags	64,807.50
Electric Car Tax	117,560.63

Total Automobile Licenses **\$ 18,781,345.38**

DRIVER LICENSES

Duplicate and ID's	\$ 529,653.00
Driver Licenses	1,636,533.50
Commercial Driver Licenses	95,925.50
Exam Fees	1,640.00

Total Driver Licenses **\$ 2,263,752.00**

MANUFACTURED HOMES

Manufactured Home Fees	\$ 9,162.02
Manufactured Home Move Permits	

Total Manufactured Homes **\$ 9,162.02**

STATE PRIVILEGE LICENSES

State Privilege Licenses	\$683,782.73
Forestry Licenses	1,603.67
Dentist Licenses	845.37
Doctor Licenses	42,944.58
Chiropractor Licenses	479.15
Examiner / Collector Licenses	615.43
Citations	1,159.50

Total State Privilege Licenses **\$ 731,430.43**

DETAILED DISBURSEMENTS TO STATE OF ALABAMA

October 1, 2019 through September 30, 2020

ASSOCIATIONS

Dental	\$ 2,536.16
Medical	28,629.75
Chiropractor	1,437.58
Ala State	<u>18,968.72</u>
Total to Associations	<u>\$ 51,572.21</u>

STATE DEPARTMENT OF REVENUE

Store Licenses	\$ 129,495.31
Citations	1.00
Title Fees	751,550.00
Special Common Carrier License - 7.5% General	1,064.05
Special Common Carrier License - 56.5% Education Trust	8,015.98
State Sales & Use Tax - Auto	4,023,451.36
State Sales & Use Tax - Boat	188,788.31
MLI Reinstatement	<u>1,903,730.00</u>
Total to State Department of Revenue	<u>\$ 7,006,096.01</u>

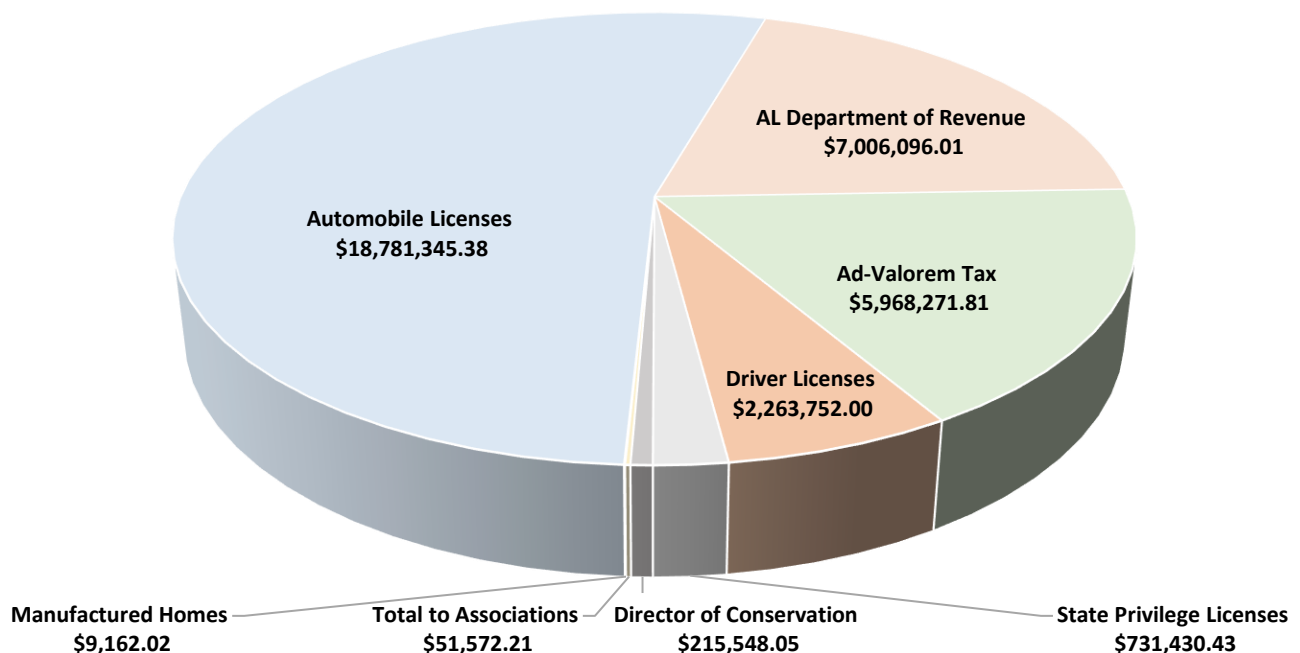
DIRECTOR OF CONSERVATION

Hunting, Fishing & Boat Licenses	<u>\$ 215,548.05</u>
----------------------------------	-----------------------------

TOTAL TO STATE OF ALABAMA

\$ 35,027,177.91

Disbursements to the State of Alabama



DETAILED DISBURSEMENTS TO JEFFERSON COUNTY TREASURER

October 1, 2019 through September 30, 2020

Additional Excise Tax	\$	33,974.32
------------------------------	-----------	------------------

Ad Valorem Tax

Total Assessed Value of all taxable vehicles
registered in Jefferson County \$979,810,680.00

Courthouse and Satellite offices

5.6 mills	General Fund	\$	5,183,228.06
2.1 mills	Road Fund		1,090,523.41
2.9 mills	Bridge & Public Building Fund		2,630,117.76
2.2 mills	Bridge & Public Building Fund		1,995,261.65
0.7 mills	Sanitary Fund		634,856.16

Total from Courthouse and Satellite offices	\$	11,533,987.04
--	-----------	----------------------

Municipalities

5.6 mills	General Fund	\$	198,902.97
2.1 mills	Road Fund		74,951.28
2.9 mills	Bridge & Public Building Fund		99,015.81
2.2 mills	Bridge & Public Building Fund		76,550.83
0.7 mills	Sanitary Fund		24,371.94

Total from Municipalities	\$	473,792.83
----------------------------------	-----------	-------------------

Auto Licenses from State (7%)	\$	681,094.23
--	-----------	-------------------

Beer Tax	\$	1,148,556.10
-----------------	-----------	---------------------

Citations

Automobile Licenses	\$	2.25
Manufactured Home Fees		2,817.00
Municipal Real Estate Licenses		-
State Privilege & Store Licenses		123.99

Total Citations	\$	2,943.24
------------------------	-----------	-----------------

DETAILED DISBURSEMENTS TO JEFFERSON COUNTY TREASURER

October 1, 2019 through September 30, 2020

Commissions

Ad Valorem Tax	\$ 2,252,334.63
Alcoholic Beverage Tax	98,844.39
Automobile Licenses	333,955.11
Beer Tax	60,290.42
County Gasoline Tax	84,269.56
Education Sales & Use Tax	1,950.48
Electric Car Tax	3,014.32
Lodgings Tax	59,839.87
MLI Reinstatement	160,535.00
Municipal Sales & Use Tax - Auto	158,359.40
Municipal Sales & Use Tax - Boat	6,615.87
Sales & Use Tax	1,792,162.94
Special Common Carrier License	363.78
Special Revenue Sales & Use Tax	4,541,391.65
State Privilege & Store Licenses	83,368.24
State Sales & Use Tax - Auto	211,760.50
State Sales & Use Tax - Boat	9,936.16
Tobacco Tax	19,989.60
Total Commissions	<u>\$ 9,878,981.92</u>

Fees

Automobile License Issuance Fees	\$ 968,895.15
Automobile Mail Fees	453,299.92
Automobile Transfer	28,041.00
Boat License Fees	20,388.00
Boat License Mail Fees	1,782.00
Credit Voucher Fees	27,580.00
Dealer Issuance Fees	8,541.75
Driver License Fees	56,077.90
Driver License Fund	60,785.10
Hunting & Fishing License Fees	855.90
Jefferson County Business License (JCBL) - Fees	65,043.33
Manufactured Home Fees	8,646.75
Miscellaneous Fees and Listings	143,278.46
Municipal Real Estate Fees	933.75
State Privilege & Store License Fees and Interest	47,865.29
State Privilege & Store License Mail Fees	2,695.84
Temporary Tags	327.00
Total Fees	<u>\$ 1,895,037.14</u>

DETAILED DISBURSEMENTS TO JEFFERSON COUNTY TREASURER

October 1, 2019 through September 30, 2020

Gas Tax

County Gasoline Tax	\$ 247,698.24
State Gasoline Tax .04	1,241,211.86
State Gasoline Tax .05	611,941.87
State Gasoline Tax .07	2,505,322.07
State Gasoline Tax .10	3,520,693.66

Total Gas Tax **\$ 8,126,867.70**

Indigent Care Fund

Alcoholic Beverage Tax	\$ 4,843,375.42
Sales & Use Tax	51,775,036.20

Total Indigent Care Fund **\$ 56,618,411.62**

Licenses

Additional Auto Licenses from State	\$ 1,188,810.44
Automobile Licenses	291,291.66
County Ordinance	678.12
International Registration Plan (IRP) Licenses from State	201,807.00
Jefferson County Business Licenses (JCBL)	8,408,719.72
Manufactured Home	12,643.40
Special Common Carrier Licenses	5,107.55
State Privilege & Store Licenses	671,243.96

Total Licenses **\$ 10,780,301.85**

Miscellaneous

Interest Earned	\$ 0.00
Manufactured Home Move Permits	0.00
Mandatory Liability Insurance (MLI) Reinstatement - General Fund	160,535.00
Replacement Tags	7,612.50
Title Fees	147,858.00

Total Miscellaneous **\$ 316,005.50**

Penalties

Automobile Transfer	\$ 37,449.77
Bad Checks Fees	7,832.81
Beer Tax	-
County Gasoline Tax	-
Municipal Real Estate Tax	228.00
State Privilege & Store Licenses	39,021.99

Total Penalties **\$ 84,532.57**

Petroleum Inspection Fees **\$ 114,971.49**

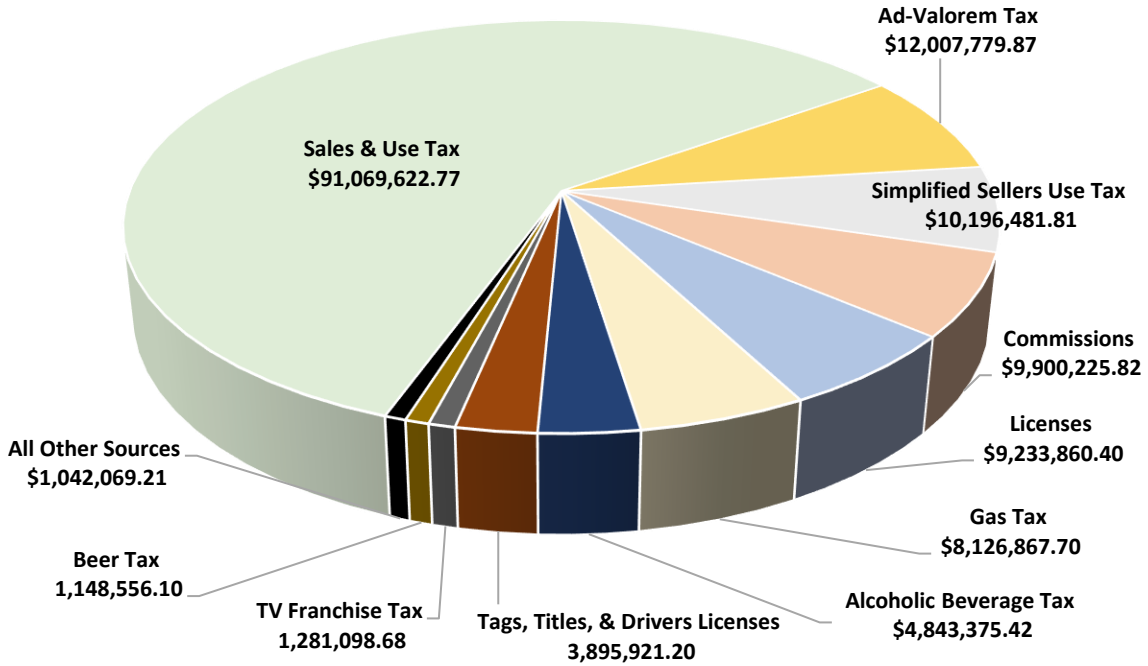
DETAILED DISBURSEMENTS TO JEFFERSON COUNTY TREASURER

October 1, 2019 through September 30, 2020

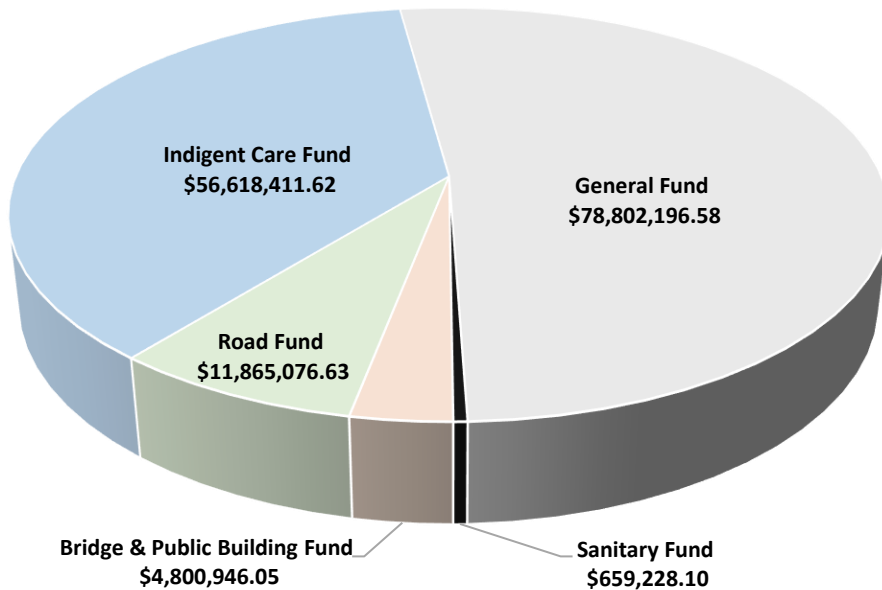
Rideshare Tax	\$ 19,238.44
Sales & Use Tax	\$ 39,294,586.57
Simplified Sellers Use Tax	\$ 10,196,481.81
Tobacco Tax	\$ 121,186.67
Tobacco Tax Discount Reimbursement	\$ 111,253.50
TV Franchise Tax	\$ 1,281,098.68
Wine Tax	\$ 32,555.76
TOTAL PAID TO JEFFERSON COUNTY TREASURER	\$ 152,745,858.98

DETAILED DISBURSEMENTS TO JEFFERSON COUNTY TREASURER

Disbursements to the Jefferson County Treasurer by Source
\$ 152,745,858.98

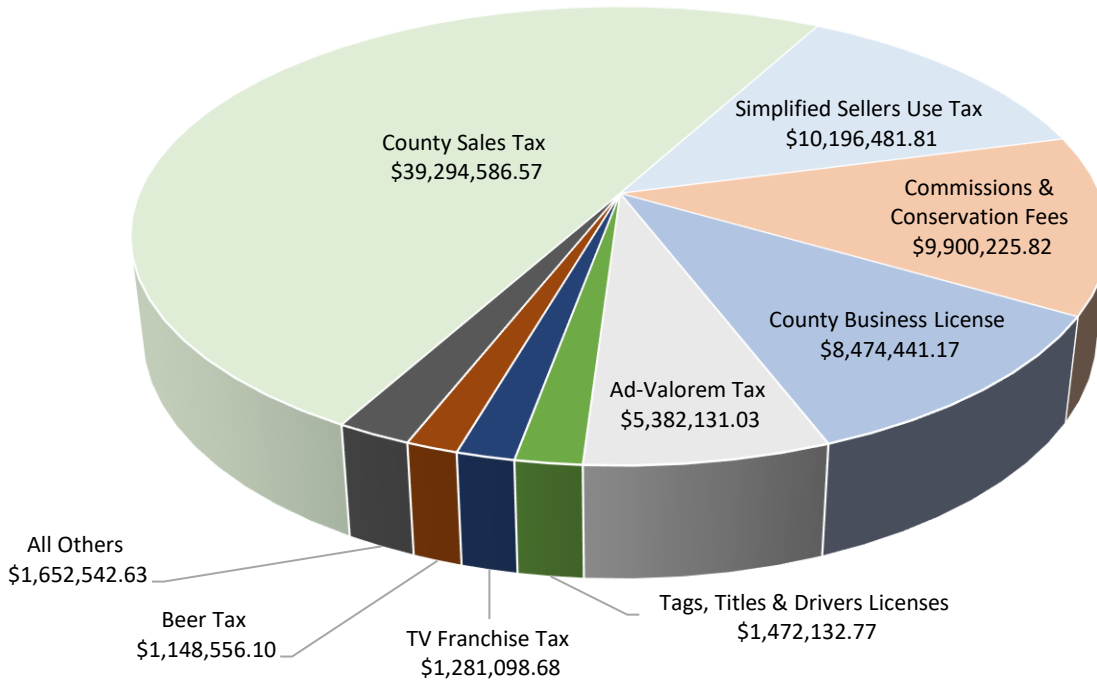


Disbursements to the Jefferson County Treasurer by Fund
\$ 152,745,858.98

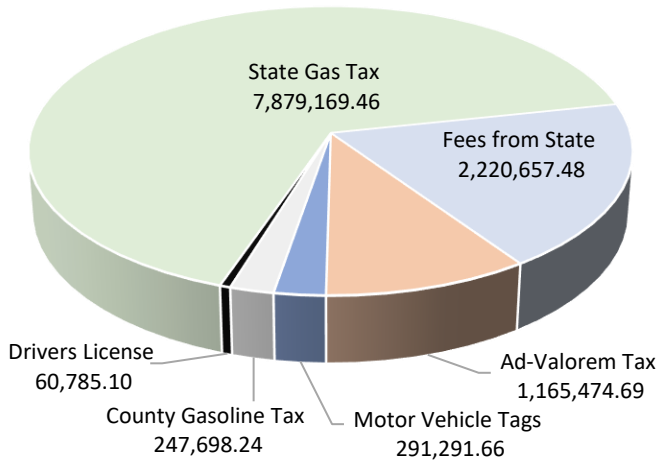


JEFFERSON COUNTY FUNDS BY REVENUE SOURCE

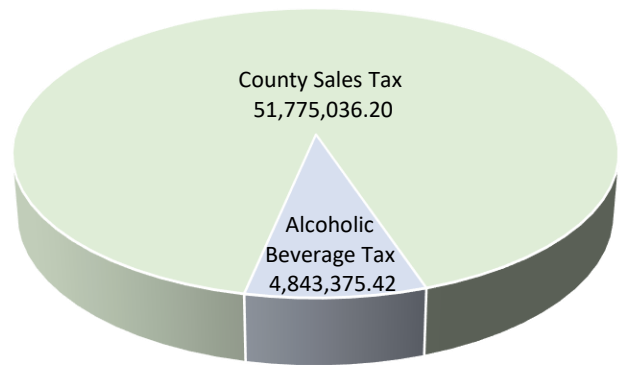
Source of Revenue Distributed to the County's General Fund
\$ 78,802,196.58



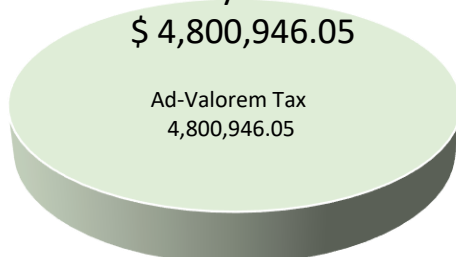
Road Fund Distributions by Revenue Source
\$ 11,865,076.63



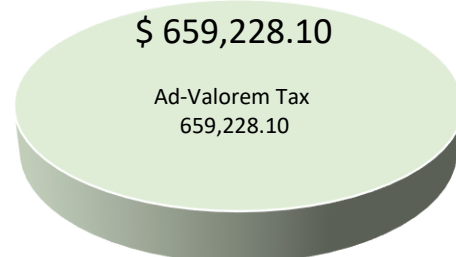
Indigent Care Fund Distributions by Revenue Source
\$ 56,618,411.62



Bridge and Public Building Fund Distributions by Revenue Source
\$ 4,800,946.05



Sanitary Fund Distributions by Revenue Source
\$ 659,228.10



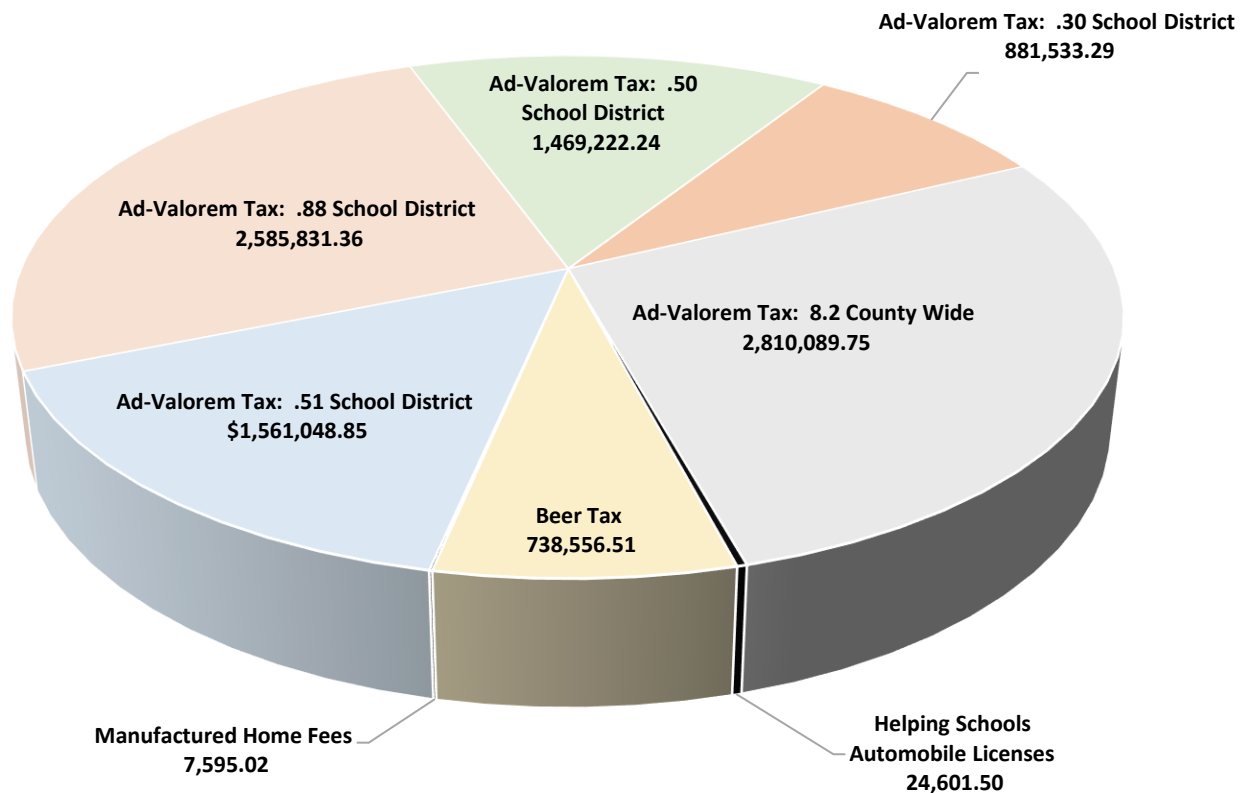
DISBURSEMENTS TO THE JEFFERSON COUNTY BOARD OF EDUCATION

October 1, 2019 through September 30, 2020

SOURCE OF REVENUE:

Ad-Valorem Tax: 5.1 mills School District	\$ 1,561,048.85
Ad-Valorem Tax: 8.8 mills School District	2,585,831.36
Ad-Valorem Tax: 5.0 mills School District	1,469,222.24
Ad-Valorem Tax: 3.0 mills School District	881,533.29
Ad-Valorem Tax: 8.2 mills County Wide	2,810,089.75
Helping Schools Automobile Licenses	24,601.50
Beer Tax	738,556.51
Manufactured Home Fees	7,595.02
TOTAL PAID TO JEFFERSON COUNTY SCHOOL TREASURER	\$ 10,078,478.52

**Disbursements to the
Jefferson County Board of Education
by Revenue Source
\$10,078,478.52**



DISBURSEMENTS TO THE CITY OF ADAMSVILLE

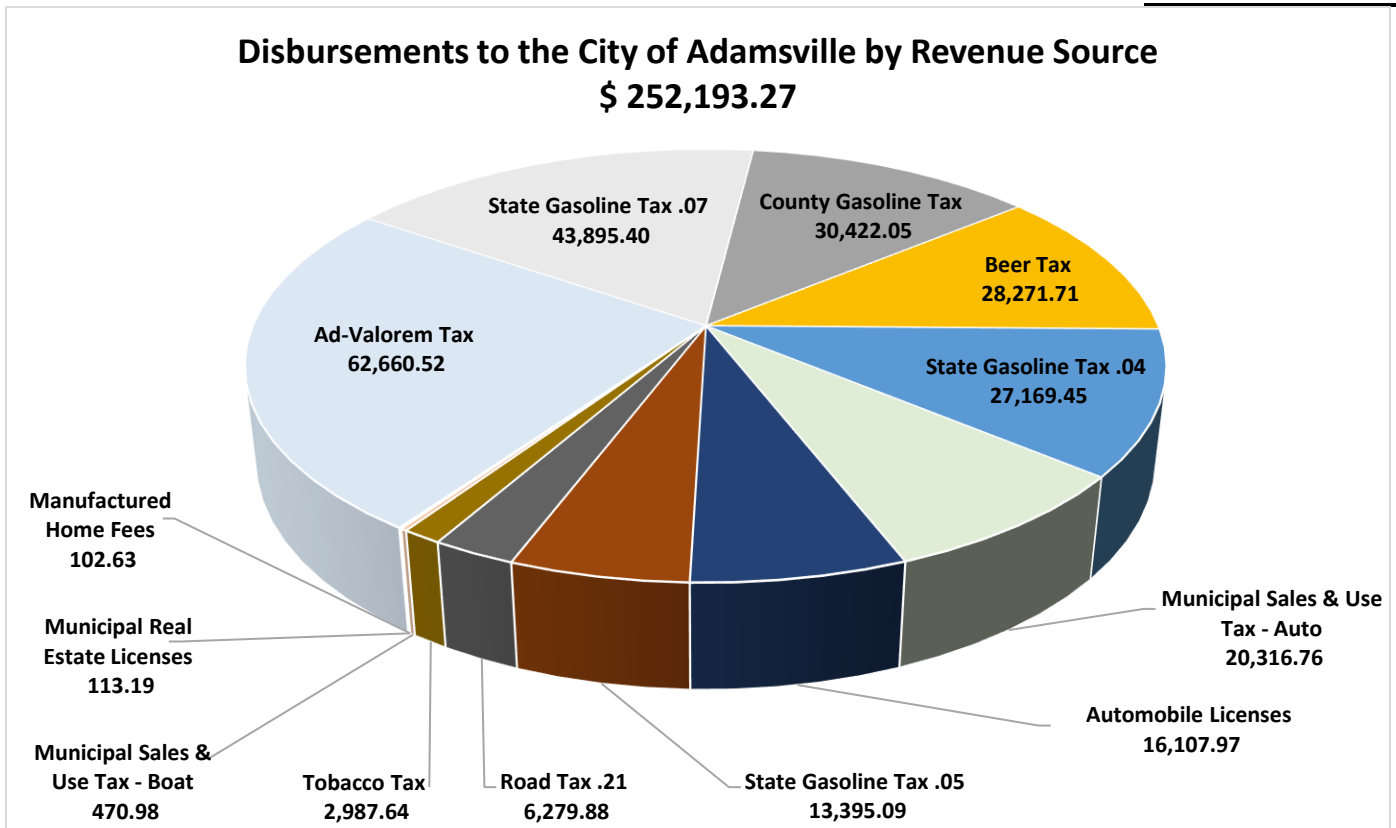
October 1, 2019 through September 30, 2020

<i>Number of Vehicle Registrations</i>	6,082
<i>Total Assessed Value of all taxable vehicles registered in the City</i>	\$ 6,392,160.00

SOURCE OF REVENUE

Ad-Valorem Tax	\$ 62,660.52
State Gasoline Tax .07	43,895.40
County Gasoline Tax	30,422.05
Beer Tax	28,271.71
State Gasoline Tax .04	27,169.45
Municipal Sales & Use Tax - Auto	20,316.76
Automobile Licenses	16,107.97
State Gasoline Tax .05	13,395.09
Road Tax 2.1 mills	6,279.88
Tobacco Tax	2,987.64
Municipal Sales & Use Tax - Boat	470.98
Municipal Real Estate Licenses	113.19
Manufactured Home Fees	102.63

TOTAL PAID TO THE CITY OF ADAMSVILLE **\$ 252,193.27**



DISBURSEMENTS TO THE TOWN OF ARGO

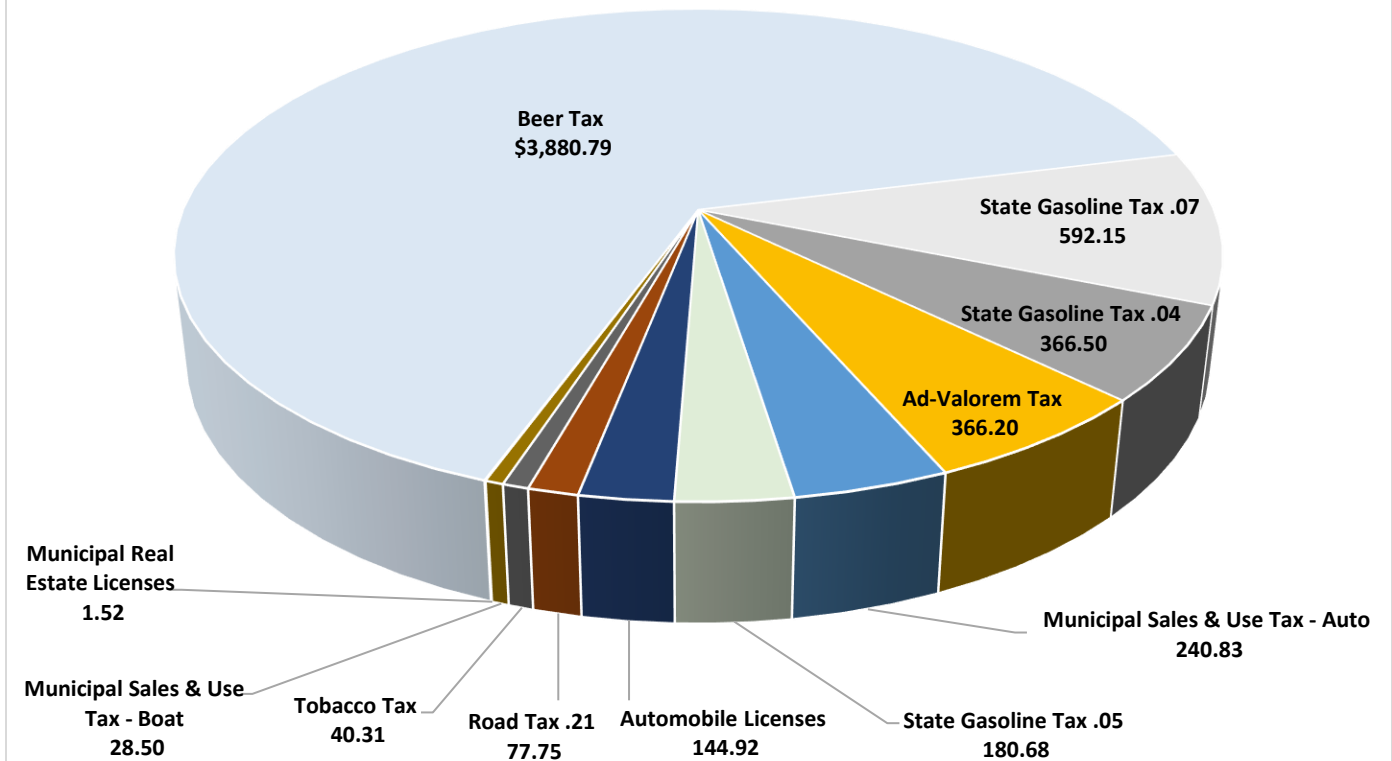
October 1, 2019 through September 30, 2020

<i>Number of Vehicle Registrations</i>	83
<i>Total Assessed Value of all taxable vehicles registered in the Town</i>	\$ 77,080.00

SOURCE OF REVENUE

Beer Tax	\$3,880.79
State Gasoline Tax .07	592.15
State Gasoline Tax .04	366.50
Ad-Valorem Tax	366.20
Municipal Sales & Use Tax - Auto	240.83
State Gasoline Tax .05	180.68
Automobile Licenses	144.92
Road Tax 2.1 mills	77.75
Tobacco Tax	40.31
Municipal Sales & Use Tax - Boat	28.50
Municipal Real Estate Licenses	1.52
TOTAL PAID TO THE TOWN OF ARGO	\$ 5,920.15

**Disbursements to the Town of Argo by Revenue Source
\$ 5,920.15**



DISBURSEMENTS TO THE CITY OF BESSEMER

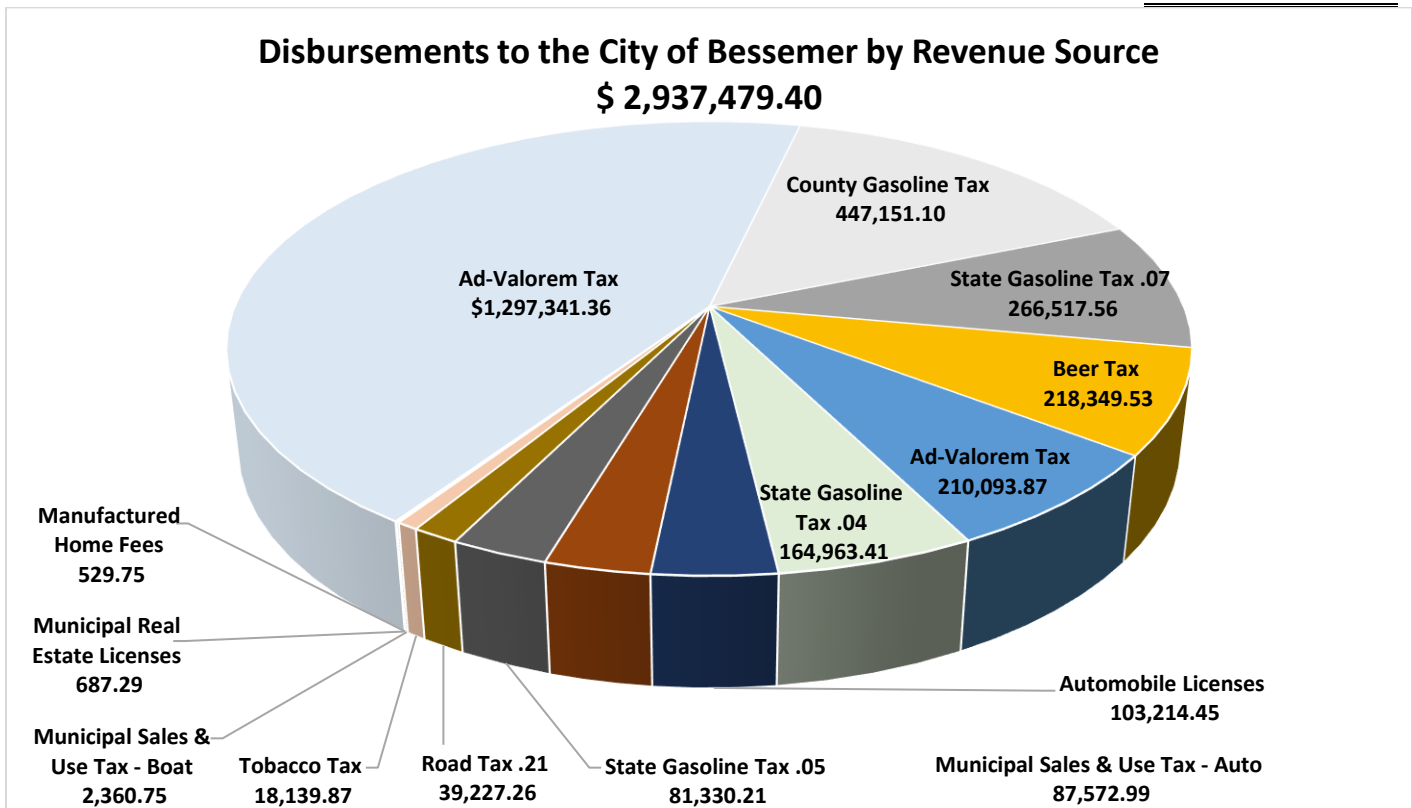
October 1, 2019 through September 30, 2020

<i>Number of Vehicle Registrations</i>	34,843
<i>Total Assessed Value of all taxable vehicles registered in the City</i>	\$ 39,738,320.00

SOURCE OF REVENUE

Ad-Valorem Tax 35.1 mills General Fund	\$1,297,341.36
County Gasoline Tax	447,151.10
State Gasoline Tax .07	266,517.56
Beer Tax	218,349.53
Ad-Valorem Tax 5.4 mills School Fund	210,093.87
State Gasoline Tax .04	164,963.41
Automobile Licenses	103,214.45
Municipal Sales & Use Tax - Auto	87,572.99
State Gasoline Tax .05	81,330.21
Road Tax 2.1 mills	39,227.26
Tobacco Tax	18,139.87
Municipal Sales & Use Tax - Boat	2,360.75
Municipal Real Estate Licenses	687.29
Manufactured Home Fees	529.75

TOTAL PAID TO THE CITY OF BESSEMER **\$ 2,937,479.40**



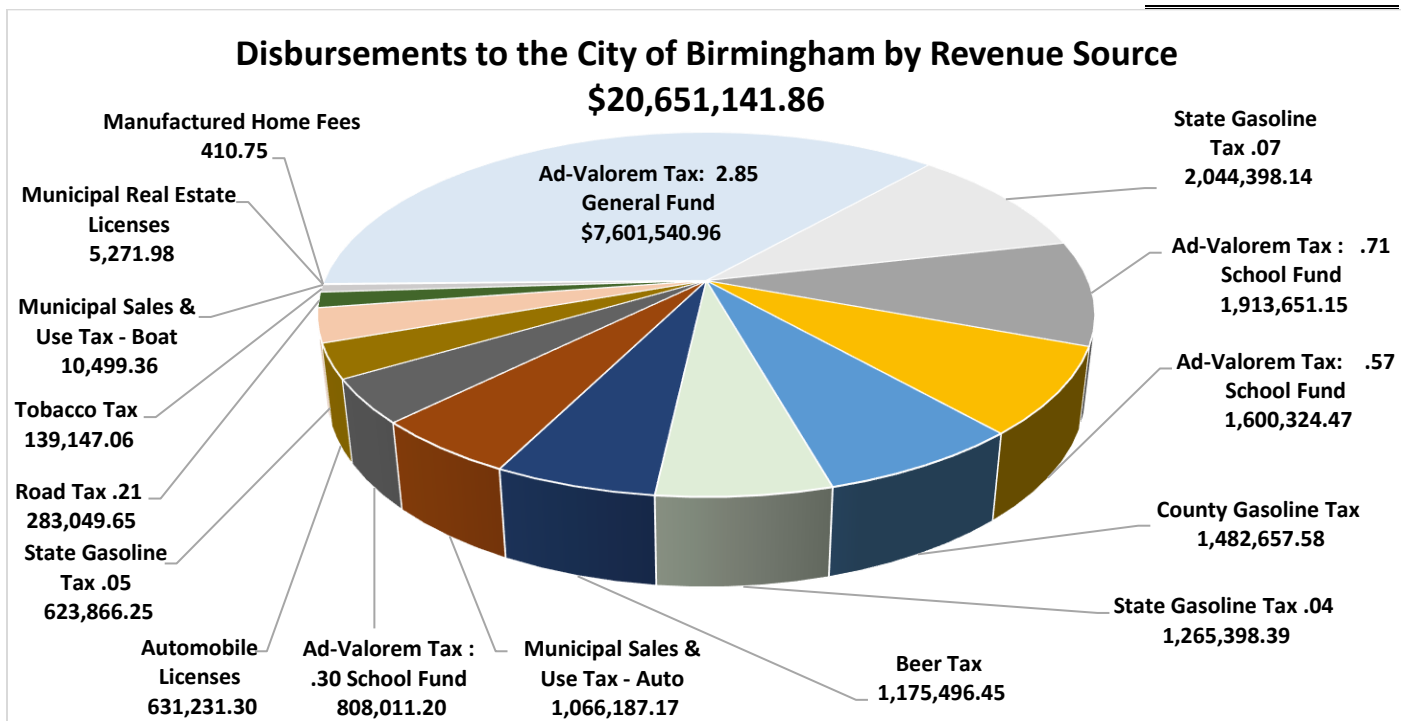
DISBURSEMENTS TO THE CITY OF BIRMINGHAM

October 1, 2019 through September 30, 2020

<i>Number of Vehicle Registrations</i>	210,722
<i>Total Assessed Value of all taxable vehicles registered in the City</i>	\$ 300,673,360.00

SOURCE OF REVENUE

Ad-Valorem Tax: 28.5 mills General Fund	\$ 7,601,540.96
State Gasoline Tax .07	2,044,398.14
Ad-Valorem Tax : 7.1 mills School Fund	1,913,651.15
Ad-Valorem Tax: 5.7 mills School Fund	1,600,324.47
County Gasoline Tax	1,482,657.58
State Gasoline Tax .04	1,265,398.39
Beer Tax	1,175,496.45
Municipal Sales & Use Tax - Auto	1,066,187.17
Ad-Valorem Tax : 3.0 mills School Fund	808,011.20
Automobile Licenses	631,231.30
State Gasoline Tax .05	623,866.25
Road Tax 2.1 mills	283,049.65
Tobacco Tax	139,147.06
Municipal Sales & Use Tax - Boat	10,499.36
Municipal Real Estate Licenses	5,271.98
Manufactured Home Fees	410.75
TOTAL PAID TO THE CITY OF BIRMINGHAM	\$ 20,651,141.86



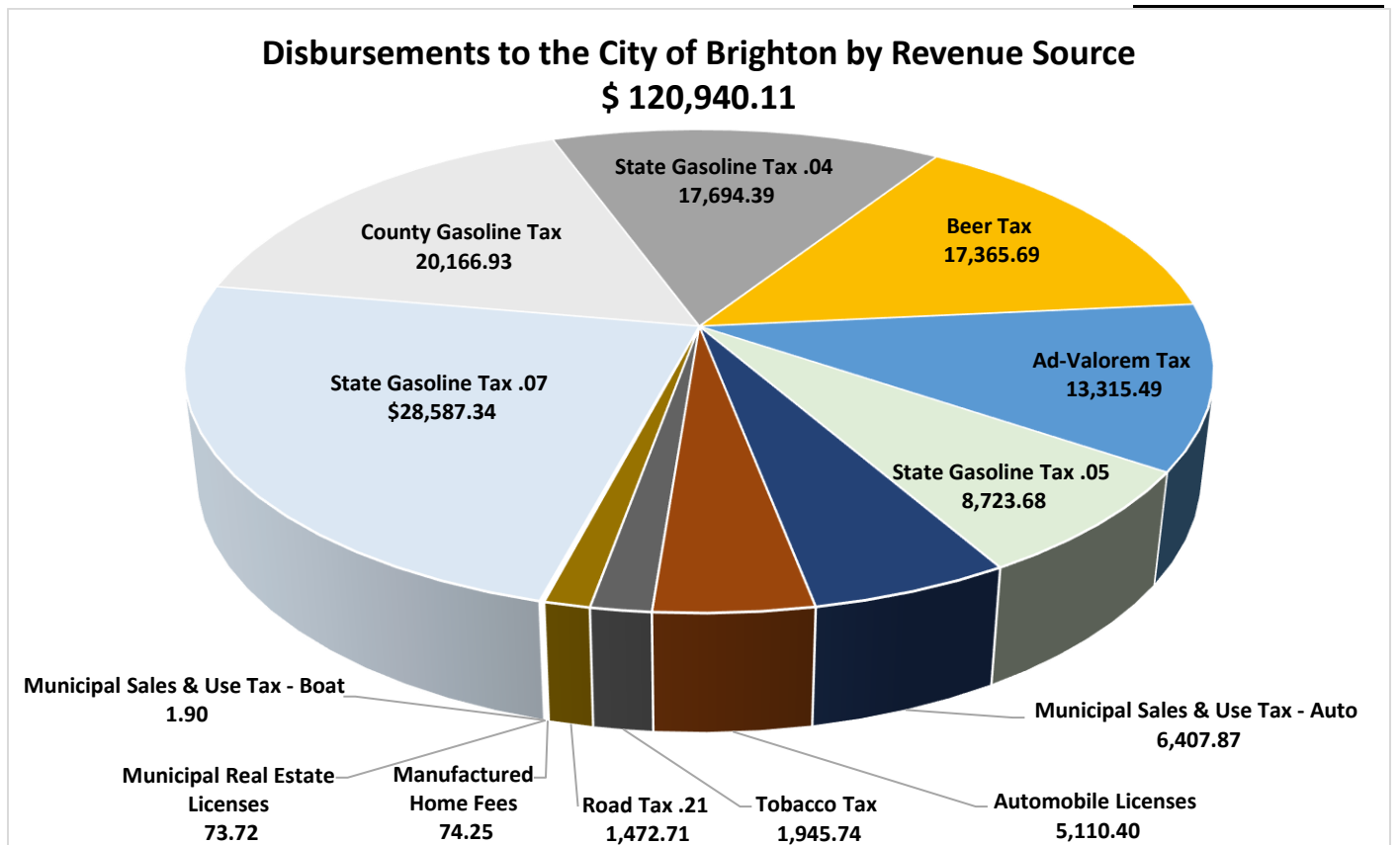
DISBURSEMENTS TO THE CITY OF BRIGHTON

October 1, 2019 through September 30, 2020

<i>Number of Vehicle Registrations</i>	2,051
<i>Total Assessed Value of all taxable vehicles registered in the City</i>	\$ 1,488,820.00

SOURCE OF REVENUE

State Gasoline Tax .07	\$28,587.34
County Gasoline Tax	20,166.93
State Gasoline Tax .04	17,694.39
Beer Tax	17,365.69
Ad-Valorem Tax	13,315.49
State Gasoline Tax .05	8,723.68
Municipal Sales & Use Tax - Auto	6,407.87
Automobile Licenses	5,110.40
Tobacco Tax	1,945.74
Road Tax 2.1 mills	1,472.71
Manufactured Home Fees	74.25
Municipal Real Estate Licenses	73.72
Municipal Sales & Use Tax - Boat	1.90
TOTAL PAID TO THE CITY OF BRIGHTON	\$ 120,940.11



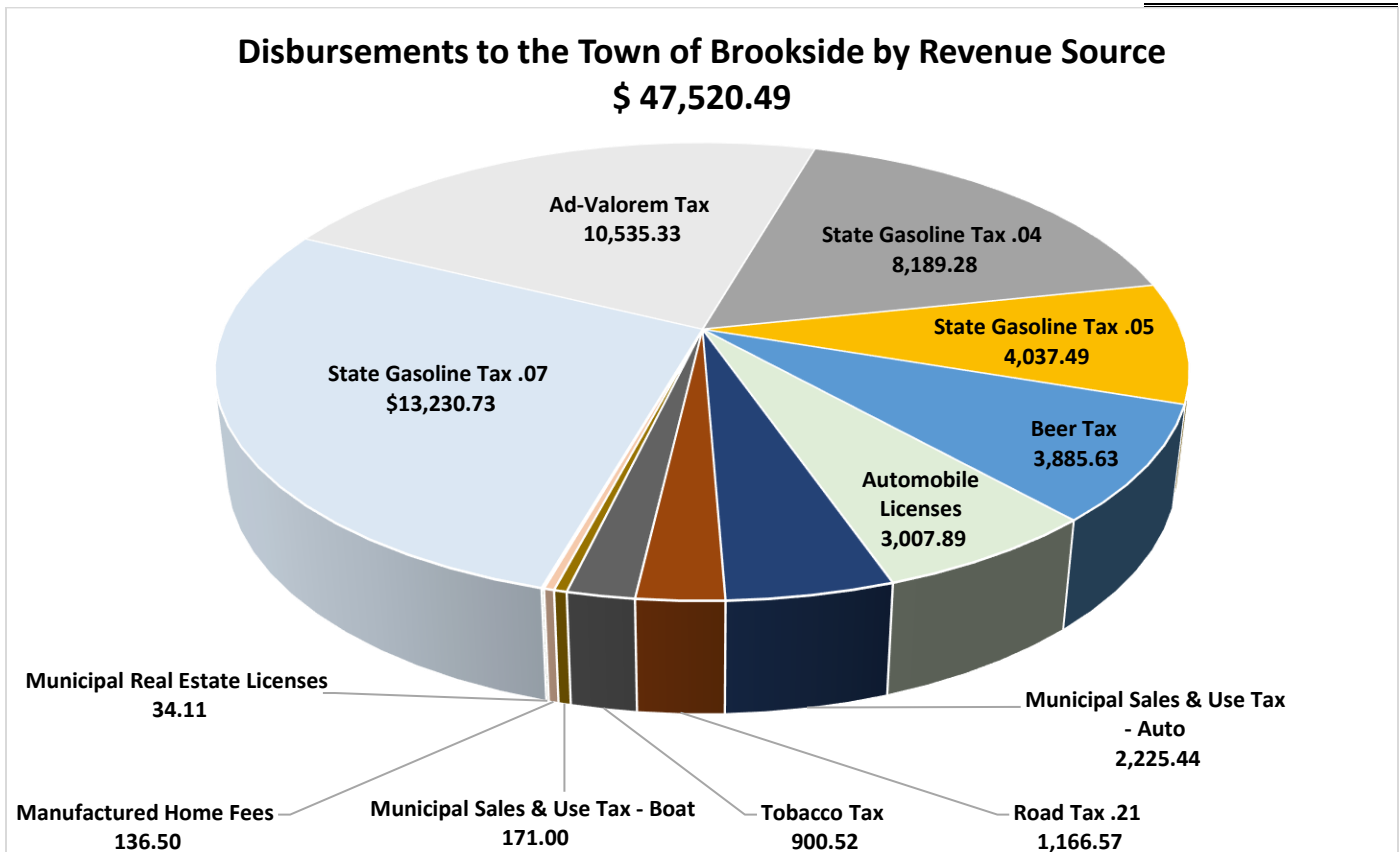
DISBURSEMENTS TO THE TOWN OF BROOKSIDE

October 1, 2019 through September 30, 2020

<i>Number of Vehicle Registrations</i>	1,214
<i>Total Assessed Value of all taxable vehicles registered in the Town</i>	\$ 1,176,140.00

SOURCE OF REVENUE

State Gasoline Tax .07	\$13,230.73
Ad-Valorem Tax	10,535.33
State Gasoline Tax .04	8,189.28
State Gasoline Tax .05	4,037.49
Beer Tax	3,885.63
Automobile Licenses	3,007.89
Municipal Sales & Use Tax - Auto	2,225.44
Road Tax 2.1 mills	1,166.57
Tobacco Tax	900.52
Municipal Sales & Use Tax - Boat	171.00
Manufactured Home Fees	136.50
Municipal Real Estate Licenses	34.11
TOTAL PAID TO THE TOWN OF BROOKSIDE	\$ 47,520.49



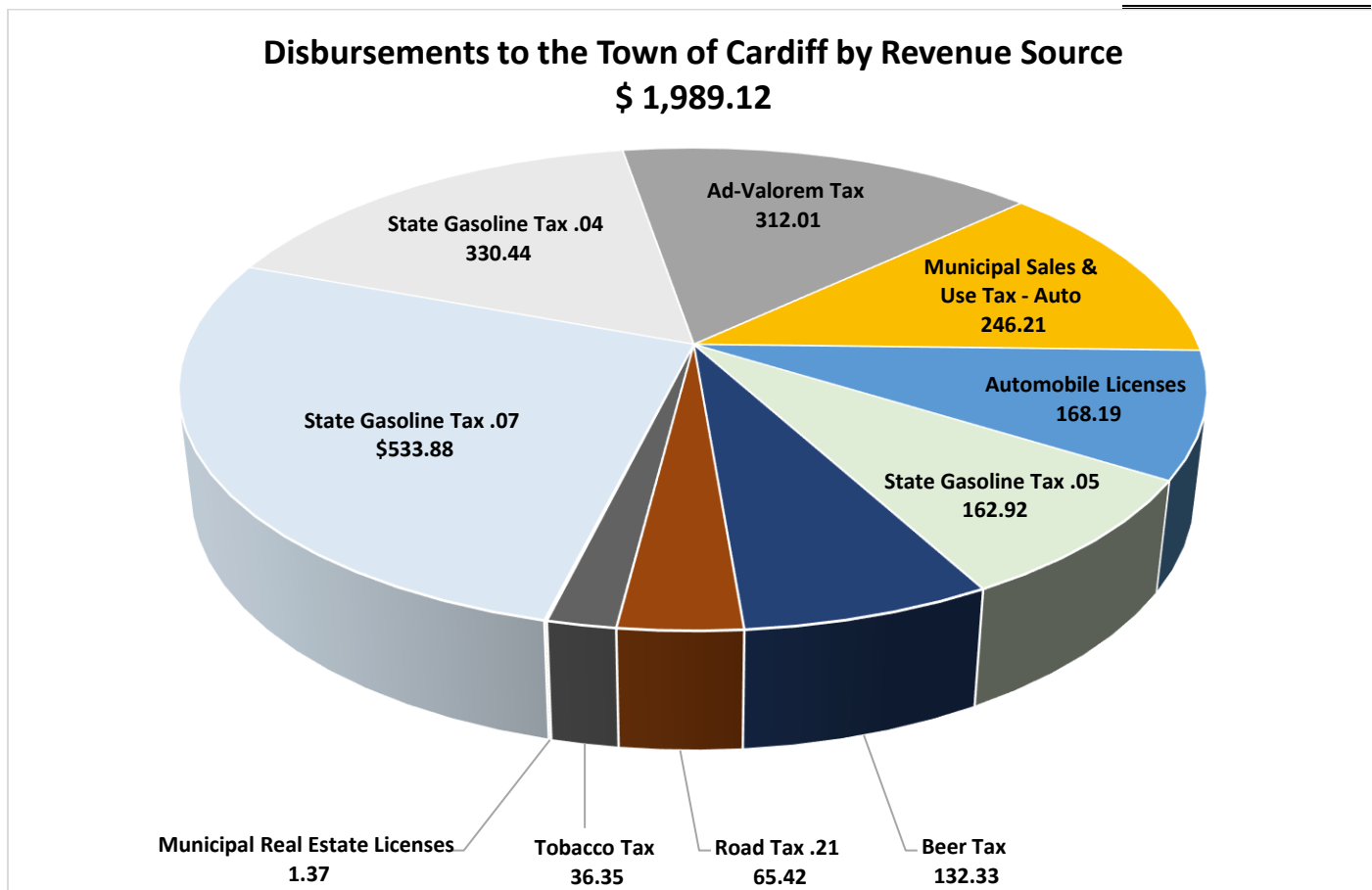
DISBURSEMENTS TO THE TOWN OF CARDIFF

October 1, 2019 through September 30, 2020

<i>Number of Vehicle Registrations</i>	96
<i>Total Assessed Value of all taxable vehicles registered in the Town</i>	\$ 65,360.00

SOURCE OF REVENUE

State Gasoline Tax .07	\$533.88
State Gasoline Tax .04	330.44
Ad-Valorem Tax	312.01
Municipal Sales & Use Tax - Auto	246.21
Automobile Licenses	168.19
State Gasoline Tax .05	162.92
Beer Tax	132.33
Road Tax 2.1 mills	65.42
Tobacco Tax	36.35
Municipal Real Estate Licenses	1.37
TOTAL PAID TO THE TOWN OF CARDIFF	\$ 1,989.12



DISBURSEMENTS TO THE CITY OF CENTER POINT

October 1, 2019 through September 30, 2020

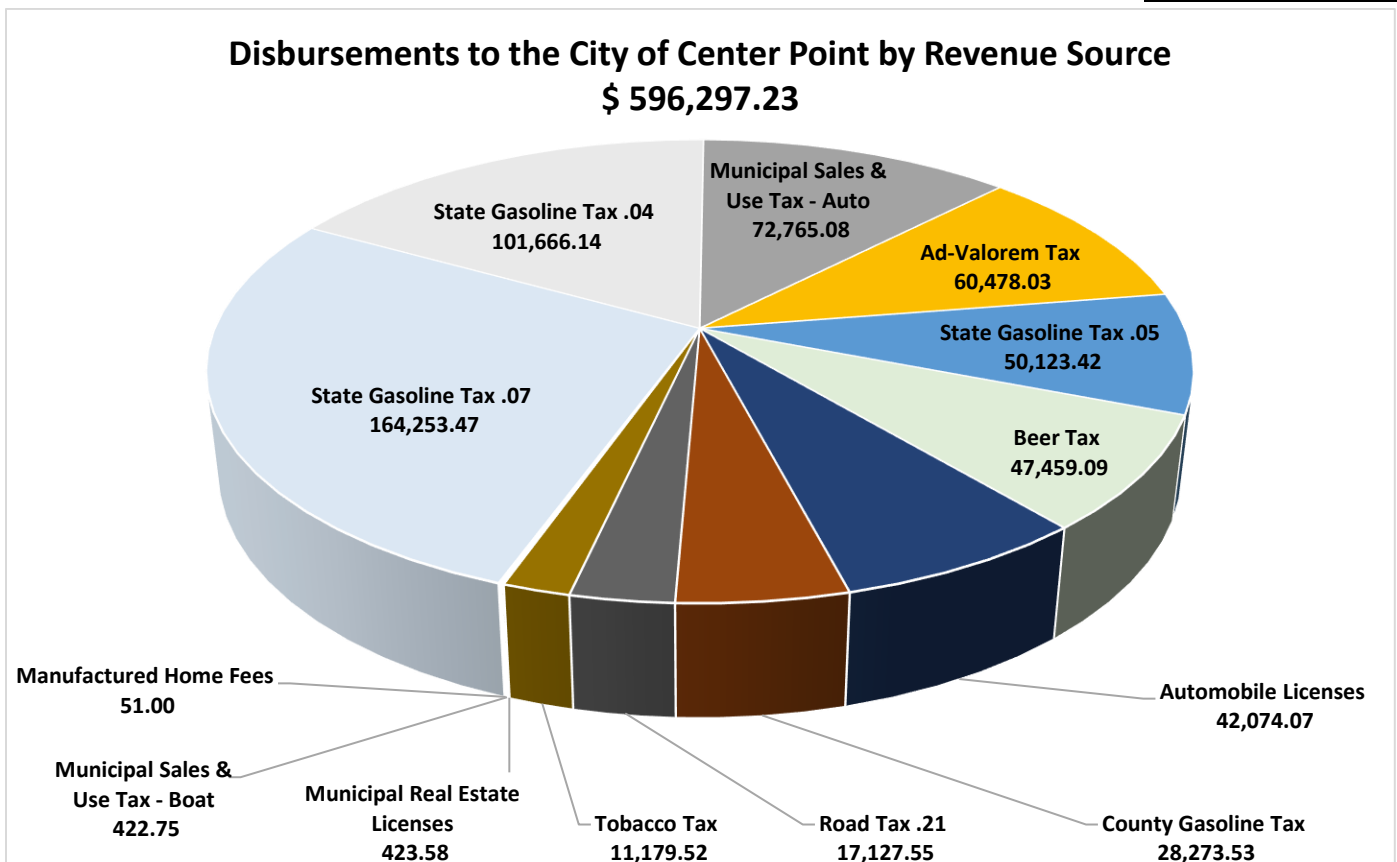
<i>Number of Vehicle Registrations</i>	16,882
<i>Total Assessed Value of all taxable vehicles registered in the City</i>	\$ 17,283,280.00

SOURCE OF REVENUE

State Gasoline Tax .07	164,253.47
State Gasoline Tax .04	101,666.14
Municipal Sales & Use Tax - Auto	72,765.08
Ad-Valorem Tax	60,478.03
State Gasoline Tax .05	50,123.42
Beer Tax	47,459.09
Automobile Licenses	42,074.07
County Gasoline Tax	28,273.53
Road Tax 2.1 mills	17,127.55
Tobacco Tax	11,179.52
Municipal Real Estate Licenses	423.58
Municipal Sales & Use Tax - Boat	422.75
Manufactured Home Fees	51.00

TOTAL PAID TO THE CITY OF CENTER POINT

\$ 596,297.23



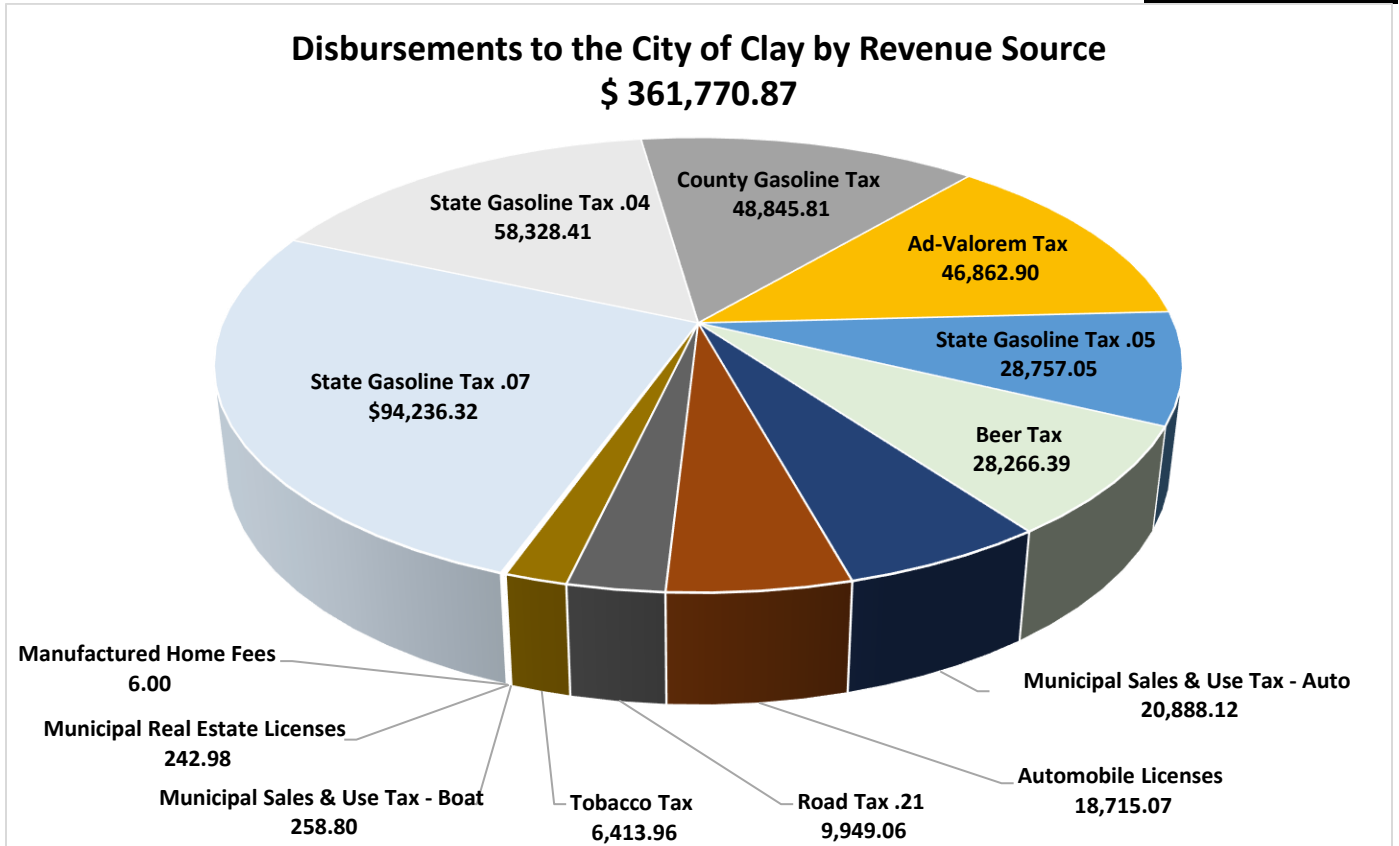
DISBURSEMENTS TO THE CITY OF CLAY

October 1, 2019 through September 30, 2020

<i>Number of Vehicle Registrations</i>	7,935
<i>Total Assessed Value of all taxable vehicles registered in the City</i>	\$ 10,243,900.00

SOURCE OF REVENUE

State Gasoline Tax .07	\$94,236.32
State Gasoline Tax .04	58,328.41
County Gasoline Tax	48,845.81
Ad-Valorem Tax	46,862.90
State Gasoline Tax .05	28,757.05
Beer Tax	28,266.39
Municipal Sales & Use Tax - Auto	20,888.12
Automobile Licenses	18,715.07
Road Tax 2.1 mills	9,949.06
Tobacco Tax	6,413.96
Municipal Sales & Use Tax - Boat	258.80
Municipal Real Estate Licenses	242.98
Manufactured Home Fees	6.00
TOTAL PAID TO THE CITY OF CLAY	\$ 361,770.87



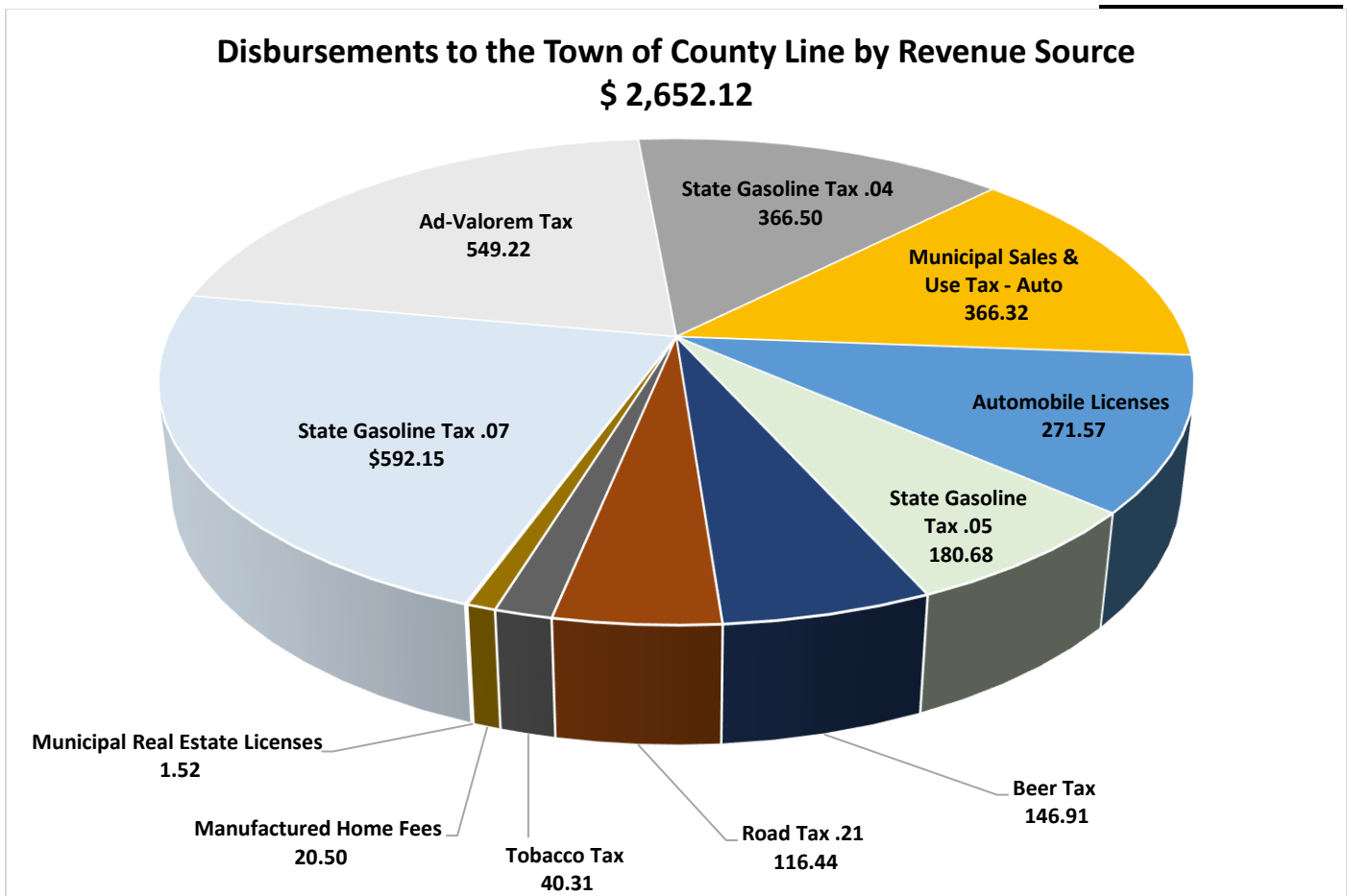
DISBURSEMENTS TO THE TOWN OF COUNTY LINE

October 1, 2019 through September 30, 2020

<i>Number of Vehicle Registrations</i>	142
<i>Total Assessed Value of all taxable vehicles registered in the Town</i>	\$ 116,740.00

SOURCE OF REVENUE

State Gasoline Tax .07	\$592.15
Ad-Valorem Tax	549.22
State Gasoline Tax .04	366.50
Municipal Sales & Use Tax - Auto	366.32
Automobile Licenses	271.57
State Gasoline Tax .05	180.68
Beer Tax	146.91
Road Tax 2.1 mills	116.44
Tobacco Tax	40.31
Manufactured Home Fees	20.50
Municipal Real Estate Licenses	1.52
TOTAL PAID TO THE TOWN OF COUNTY LINE	\$ 2,652.12



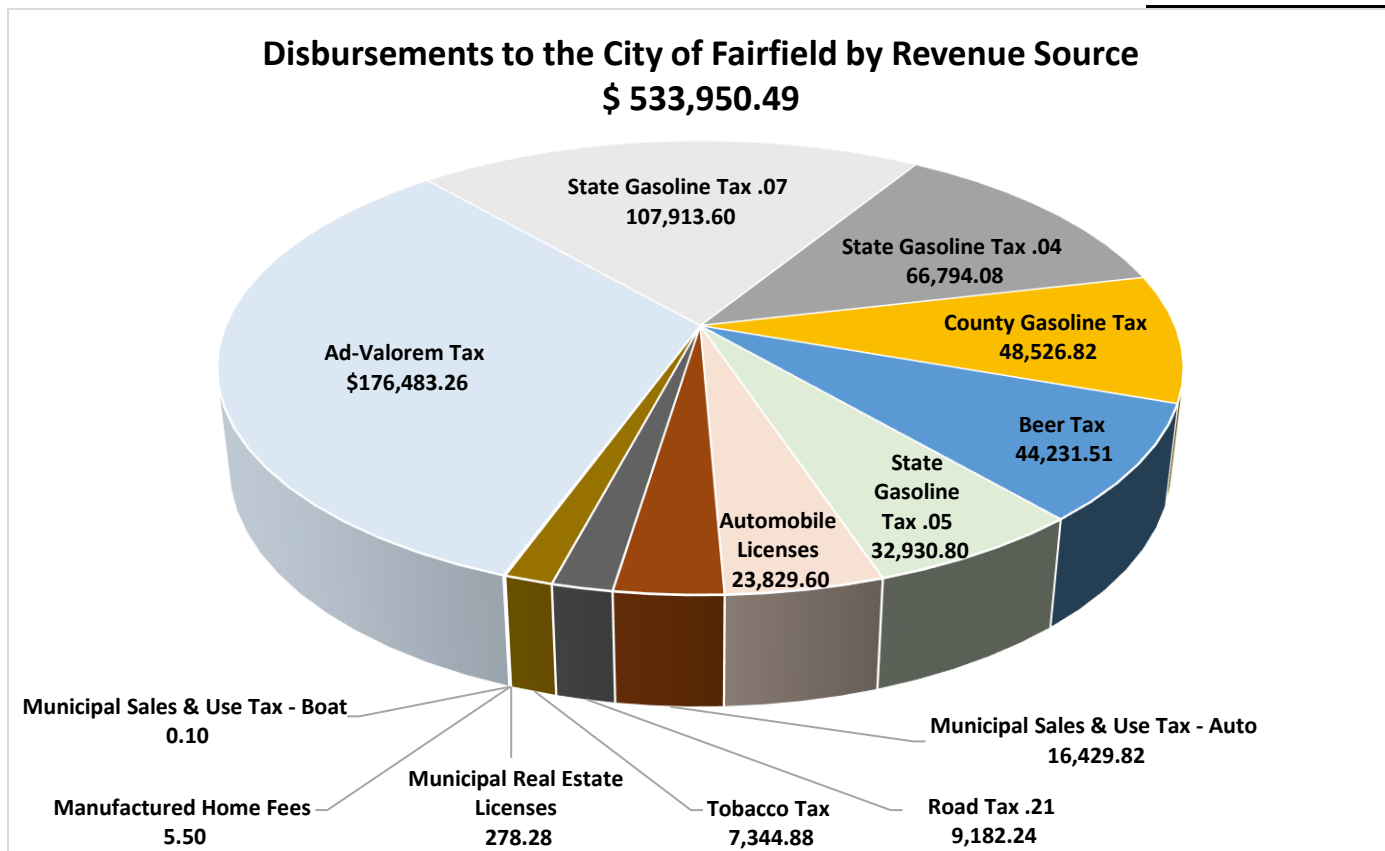
DISBURSEMENTS TO THE CITY OF FAIRFIELD

October 1, 2019 through September 30, 2020

<i>Number of Vehicle Registrations</i>	9,203
<i>Total Assessed Value of all taxable vehicles registered in the City</i>	\$ 9,263,880.00

SOURCE OF REVENUE

Ad-Valorem Tax	\$176,483.26
State Gasoline Tax .07	107,913.60
State Gasoline Tax .04	66,794.08
County Gasoline Tax	48,526.82
Beer Tax	44,231.51
State Gasoline Tax .05	32,930.80
Automobile Licenses	23,829.60
Municipal Sales & Use Tax - Auto	16,429.82
Road Tax 2.1 mills	9,182.24
Tobacco Tax	7,344.88
Municipal Real Estate Licenses	278.28
Manufactured Home Fees	5.50
Municipal Sales & Use Tax - Boat	0.10
TOTAL PAID TO THE CITY OF FAIRFIELD	\$ 533,950.49



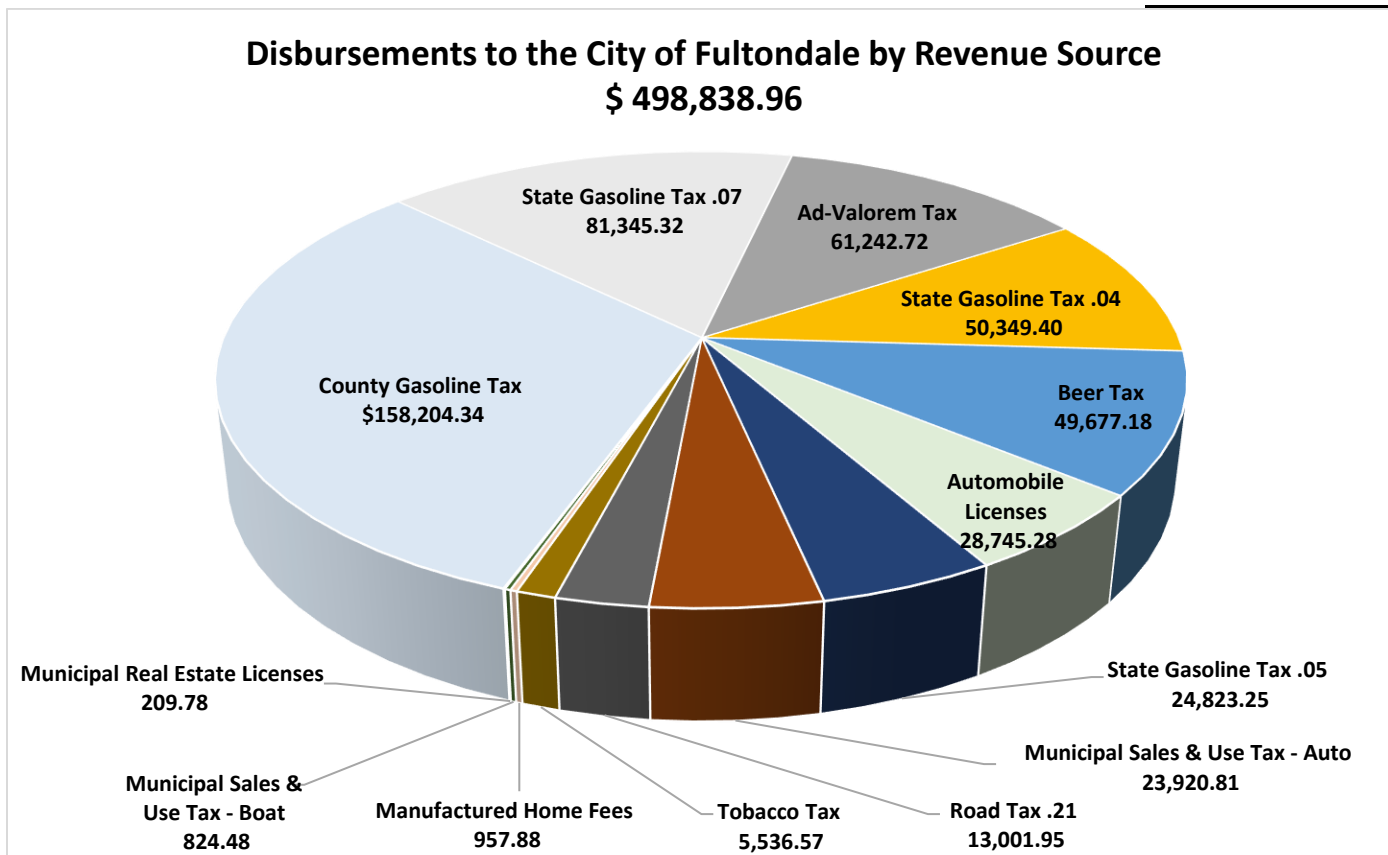
DISBURSEMENTS TO THE CITY OF FULTONDALE

October 1, 2019 through September 30, 2020

<i>Number of Vehicle Registrations</i>	10,363
<i>Total Assessed Value of all taxable vehicles registered in the City</i>	\$ 13,200,300.00

SOURCE OF REVENUE

County Gasoline Tax	\$158,204.34
State Gasoline Tax .07	81,345.32
Ad-Valorem Tax	61,242.72
State Gasoline Tax .04	50,349.40
Beer Tax	49,677.18
Automobile Licenses	28,745.28
State Gasoline Tax .05	24,823.25
Municipal Sales & Use Tax - Auto	23,920.81
Road Tax 2.1 mills	13,001.95
Tobacco Tax	5,536.57
Manufactured Home Fees	957.88
Municipal Sales & Use Tax - Boat	824.48
Municipal Real Estate Licenses	209.78
TOTAL PAID TO THE CITY OF FULTONDALE	\$ 498,838.96



DISBURSEMENTS TO THE CITY OF GARDENDALE

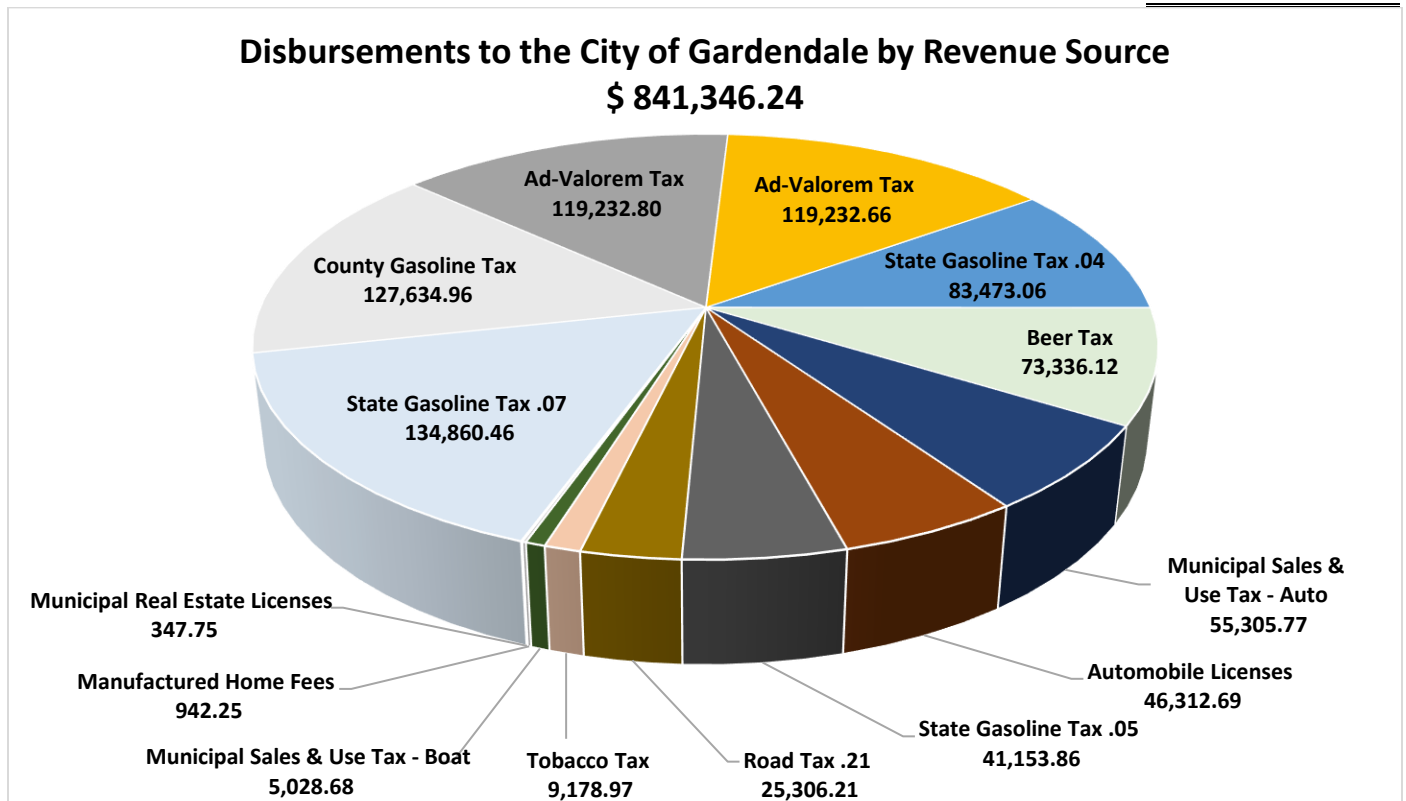
October 1, 2019 through September 30, 2020

<i>Number of Vehicle Registrations</i>	17,834
<i>Total Assessed Value of all taxable vehicles registered in the City</i>	\$ 25,997,000.00

SOURCE OF REVENUE

State Gasoline Tax .07	134,860.46
County Gasoline Tax	127,634.96
Ad-Valorem Tax 5.0 mills School Fund	119,232.80
Ad-Valorem Tax 5.0 School Fund	119,232.66
State Gasoline Tax .04	83,473.06
Beer Tax	73,336.12
Municipal Sales & Use Tax - Auto	55,305.77
Automobile Licenses	46,312.69
State Gasoline Tax .05	41,153.86
Road Tax 2.1 mills	25,306.21
Tobacco Tax	9,178.97
Municipal Sales & Use Tax - Boat	5,028.68
Manufactured Home Fees	942.25
Municipal Real Estate Licenses	347.75

TOTAL PAID TO THE CITY OF GARDENDALE **\$ 841,346.24**



DISBURSEMENTS TO THE CITY OF GRAYSVILLE

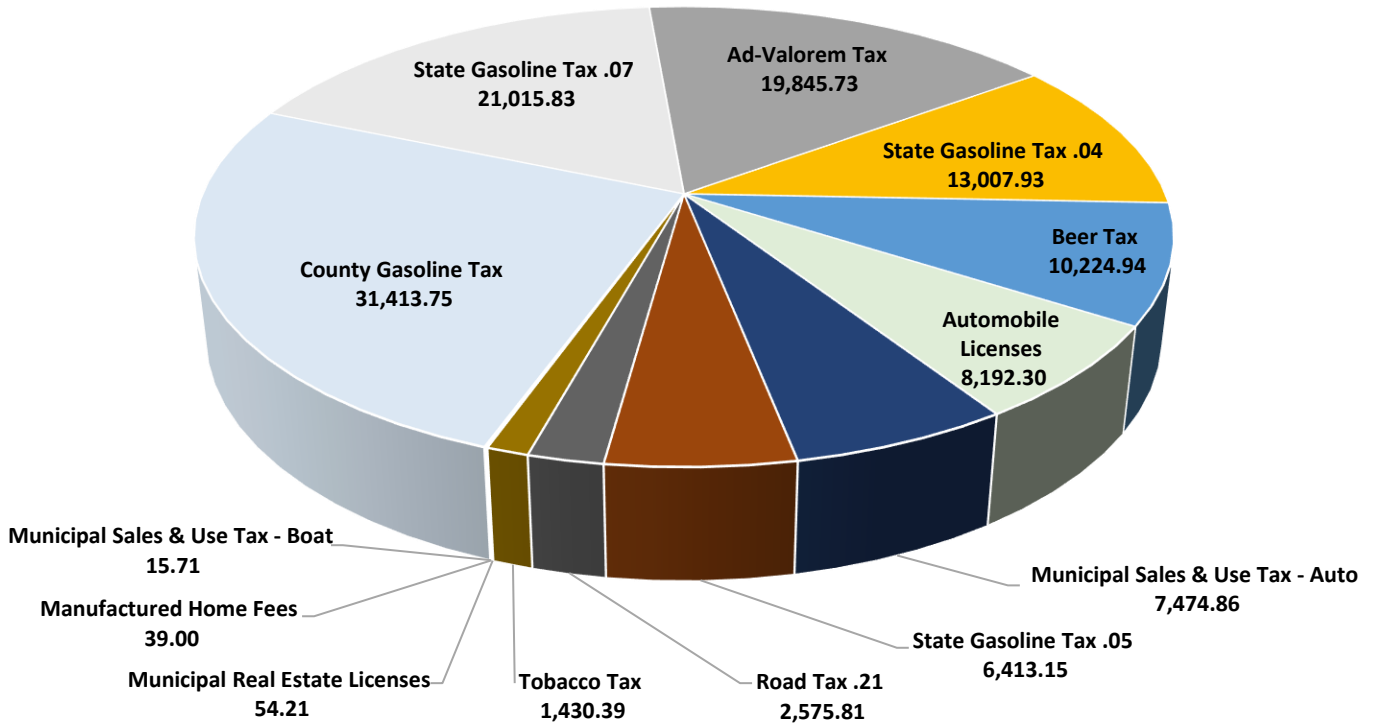
October 1, 2019 through September 30, 2020

<i>Number of Vehicle Registrations</i>	2,509
<i>Total Assessed Value of all taxable vehicles registered in the City</i>	\$ 2,605,500.00

SOURCE OF REVENUE

County Gasoline Tax	31,413.75
State Gasoline Tax .07	21,015.83
Ad-Valorem Tax	19,845.73
State Gasoline Tax .04	13,007.93
Beer Tax	10,224.94
Automobile Licenses	8,192.30
Municipal Sales & Use Tax - Auto	7,474.86
State Gasoline Tax .05	6,413.15
Road Tax 2.1 mills	2,575.81
Tobacco Tax	1,430.39
Municipal Real Estate Licenses	54.21
Manufactured Home Fees	39.00
Municipal Sales & Use Tax - Boat	15.71
TOTAL PAID TO THE CITY OF GRAYSVILLE	\$ 121,703.61

Disbursements to the City of Graysville by Revenue Source
\$ 121,703.61



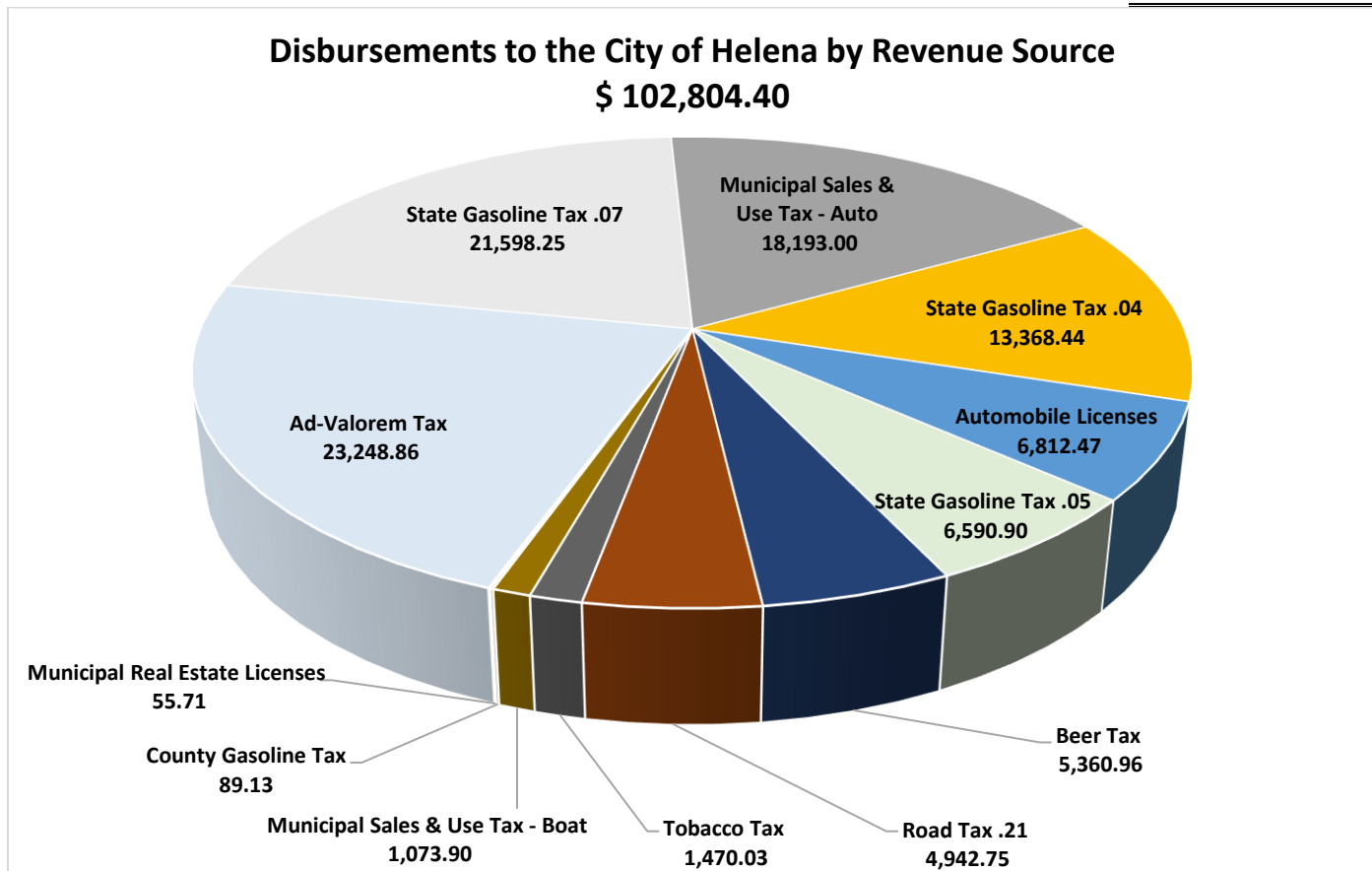
DISBURSEMENTS TO THE CITY OF HELENA

October 1, 2019 through September 30, 2020

<i>Number of Vehicle Registrations</i>	2,917
<i>Total Assessed Value of all taxable vehicles registered in the City</i>	\$ 5,089,400.00

SOURCE OF REVENUE

Ad-Valorem Tax	23,248.86
State Gasoline Tax .07	21,598.25
Municipal Sales & Use Tax - Auto	18,193.00
State Gasoline Tax .04	13,368.44
Automobile Licenses	6,812.47
State Gasoline Tax .05	6,590.90
Beer Tax	5,360.96
Road Tax 2.1 mills	4,942.75
Tobacco Tax	1,470.03
Municipal Sales & Use Tax - Boat	1,073.90
County Gasoline Tax	89.13
Municipal Real Estate Licenses	55.71
TOTAL PAID TO THE CITY OF HELENA	\$ 102,840.40



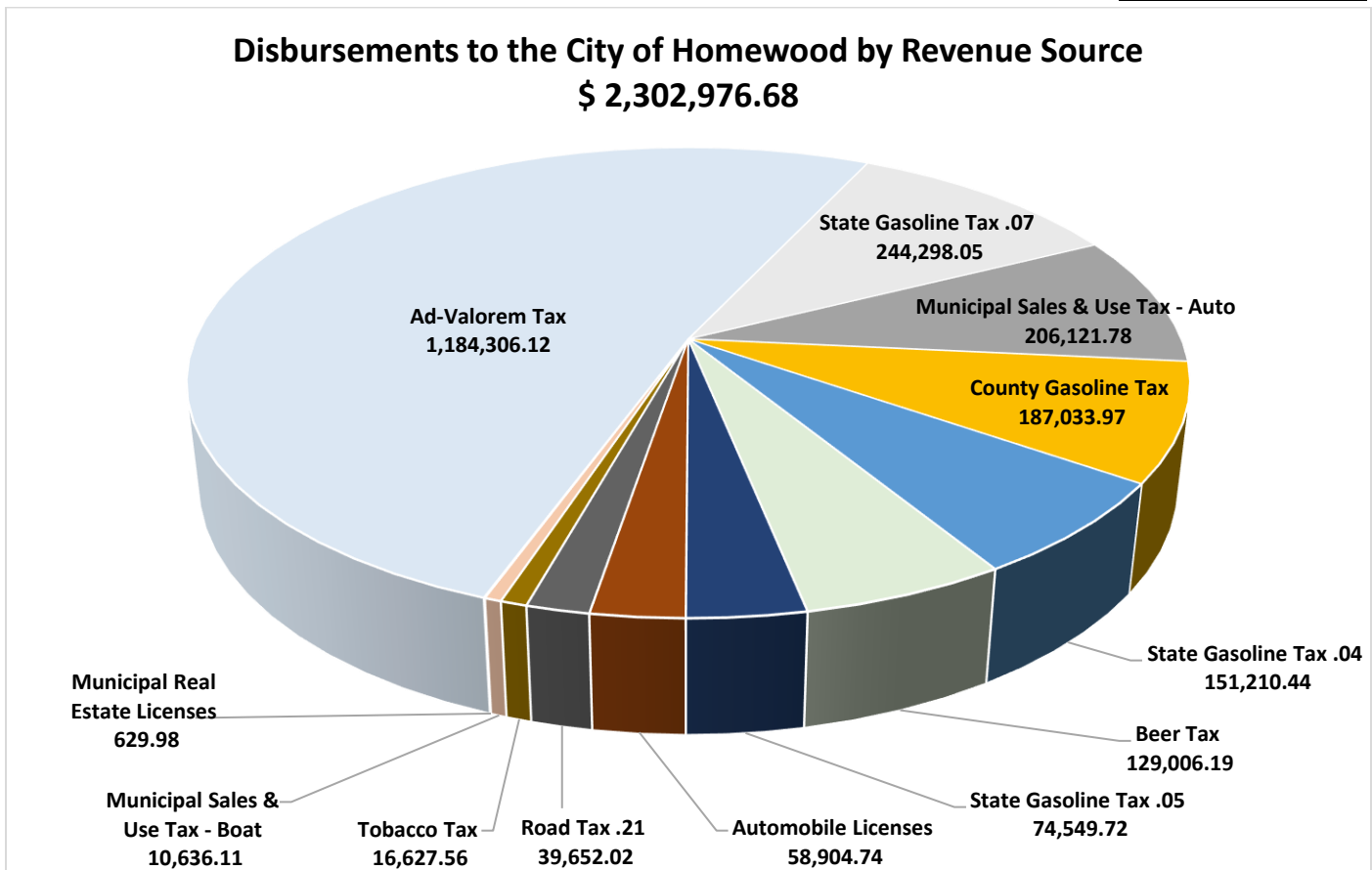
DISBURSEMENTS TO THE CITY OF HOMEWOOD

October 1, 2019 through September 30, 2020

<i>Number of Vehicle Registrations</i>	22,812
<i>Total Assessed Value of all taxable vehicles registered in the City</i>	\$ 40,577,840.00

SOURCE OF REVENUE

Ad-Valorem Tax	1,184,306.12
State Gasoline Tax .07	244,298.05
Municipal Sales & Use Tax - Auto	206,121.78
County Gasoline Tax	187,033.97
State Gasoline Tax .04	151,210.44
Beer Tax	129,006.19
State Gasoline Tax .05	74,549.72
Automobile Licenses	58,904.74
Road Tax 2.1 mills	39,652.02
Tobacco Tax	16,627.56
Municipal Sales & Use Tax - Boat	10,636.11
Municipal Real Estate Licenses	629.98
TOTAL PAID TO THE CITY OF HOMEWOOD	\$ 2,302,976.68



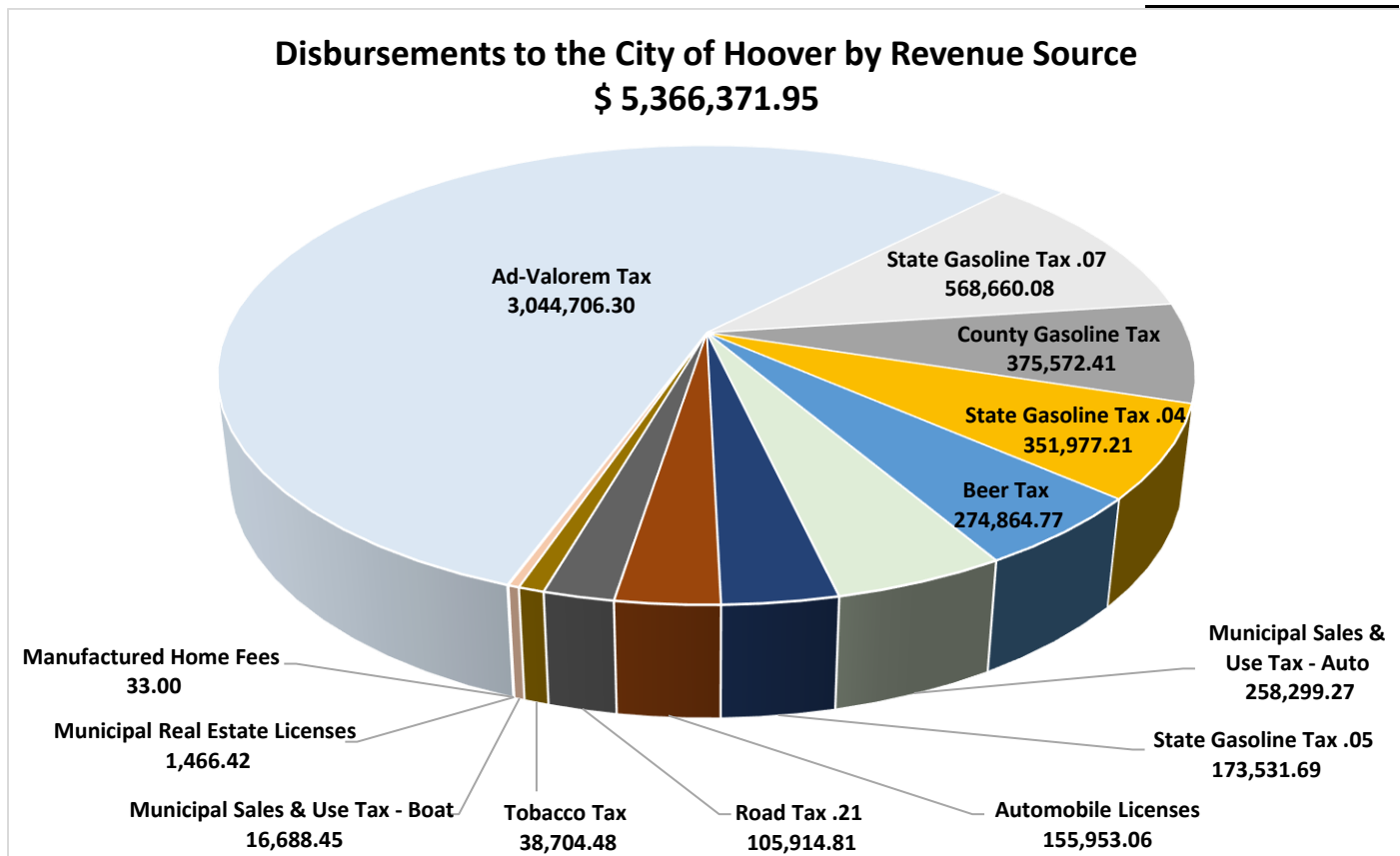
DISBURSEMENTS TO THE CITY OF HOOVER

October 1, 2019 through September 30, 2020

<i>Number of Vehicle Registrations</i>	64,730
<i>Total Assessed Value of all taxable vehicles registered in the City</i>	\$ 109,095,540.00

SOURCE OF REVENUE

Ad-Valorem Tax	3,044,706.30
State Gasoline Tax .07	568,660.08
County Gasoline Tax	375,572.41
State Gasoline Tax .04	351,977.21
Beer Tax	274,864.77
Municipal Sales & Use Tax - Auto	258,299.27
State Gasoline Tax .05	173,531.69
Automobile Licenses	155,953.06
Road Tax 2.1 mills	105,914.81
Tobacco Tax	38,704.48
Municipal Sales & Use Tax - Boat	16,688.45
Municipal Real Estate Licenses	1,466.42
Manufactured Home Fees	33.00
TOTAL PAID TO THE CITY OF HOOVER	\$ 5,366,371.95



DISBURSEMENTS TO THE CITY OF HUEYTOWN

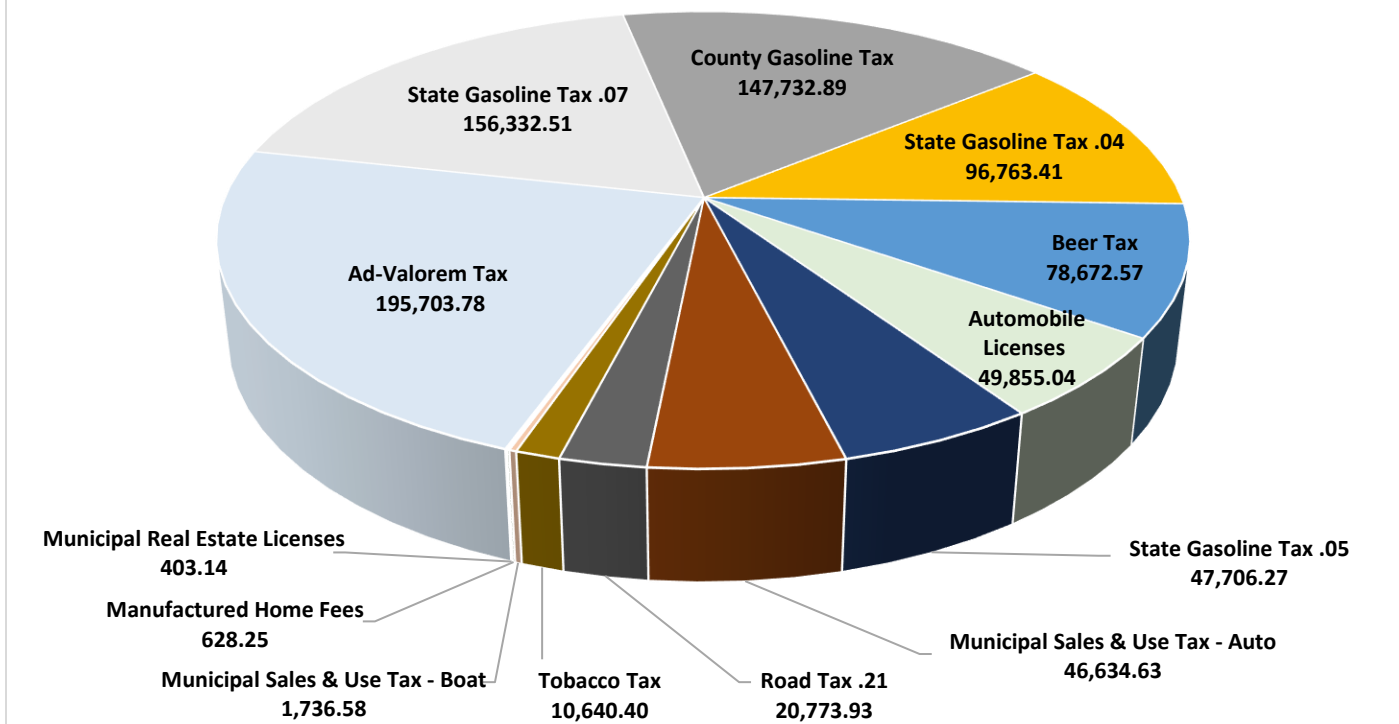
October 1, 2019 through September 30, 2020

<i>Number of Vehicle Registrations</i>	18,698
<i>Total Assessed Value of all taxable vehicles registered in the City</i>	\$ 21,126,080.00

SOURCE OF REVENUE

Ad-Valorem Tax	195,703.78
State Gasoline Tax .07	156,332.51
County Gasoline Tax	147,732.89
State Gasoline Tax .04	96,763.41
Beer Tax	78,672.57
Automobile Licenses	49,855.04
State Gasoline Tax .05	47,706.27
Municipal Sales & Use Tax - Auto	46,634.63
Road Tax 2.1 mills	20,773.93
Tobacco Tax	10,640.40
Municipal Sales & Use Tax - Boat	1,736.58
Manufactured Home Fees	628.25
Municipal Real Estate Licenses	403.14
TOTAL PAID TO THE CITY OF HUEYTOWN	\$ 853,583.40

Disbursements to the City of Hueytown by Revenue Source
\$ 853,583.40



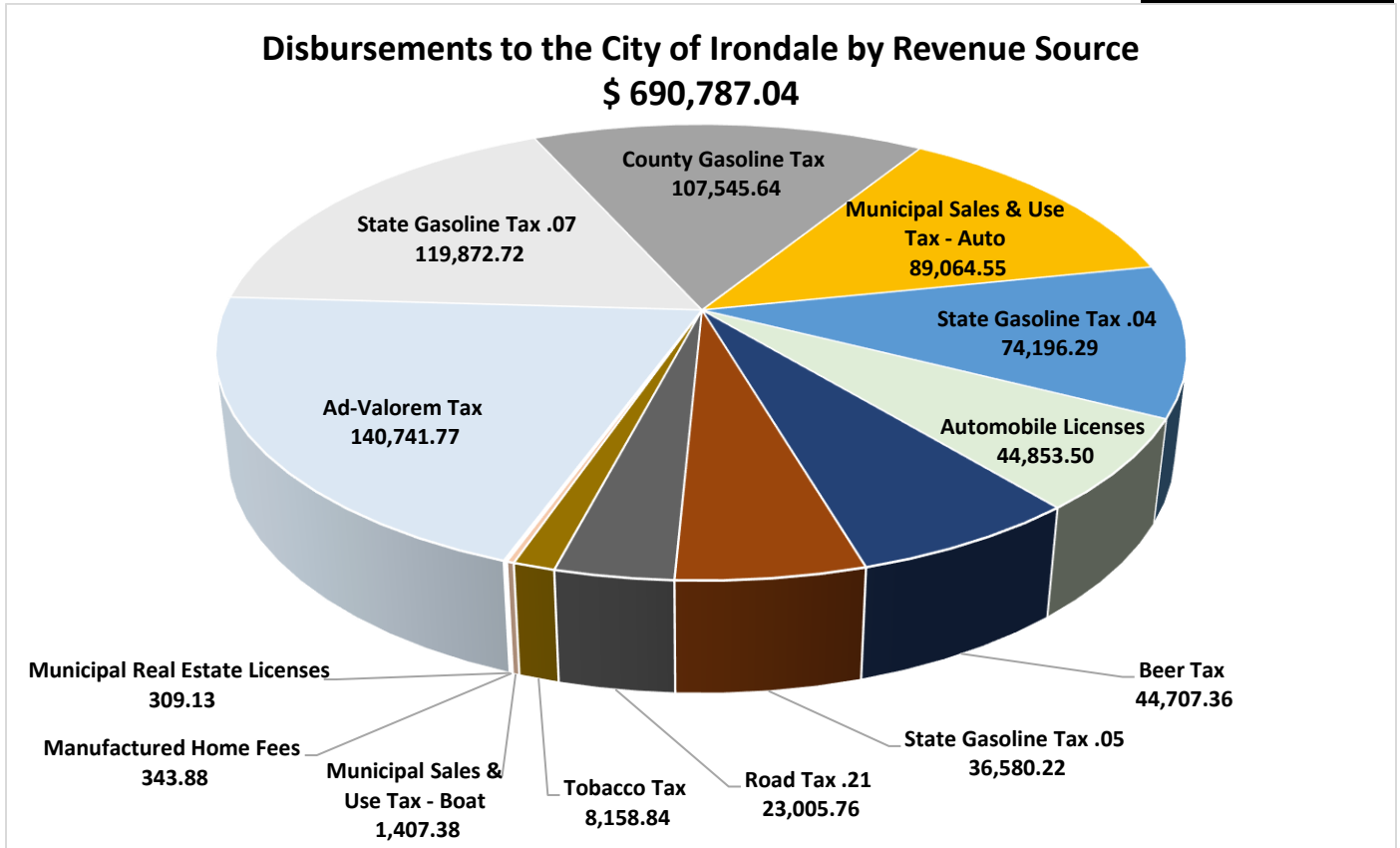
DISBURSEMENTS TO THE CITY OF IRONDALE

October 1, 2019 through September 30, 2020

<i>Number of Vehicle Registrations</i>	13,880
<i>Total Assessed Value of all taxable vehicles registered in the City</i>	\$23,461,640.00

SOURCE OF REVENUE

Ad-Valorem Tax	140,741.77
State Gasoline Tax .07	119,872.72
County Gasoline Tax	107,545.64
Municipal Sales & Use Tax - Auto	89,064.55
State Gasoline Tax .04	74,196.29
Automobile Licenses	44,853.50
Beer Tax	44,707.36
State Gasoline Tax .05	36,580.22
Road Tax 2.1 mills	23,005.76
Tobacco Tax	8,158.84
Municipal Sales & Use Tax - Boat	1,407.38
Manufactured Home Fees	343.88
Municipal Real Estate Licenses	309.13
TOTAL PAID TO THE CITY OF IRONDALE	\$ 690,787.04



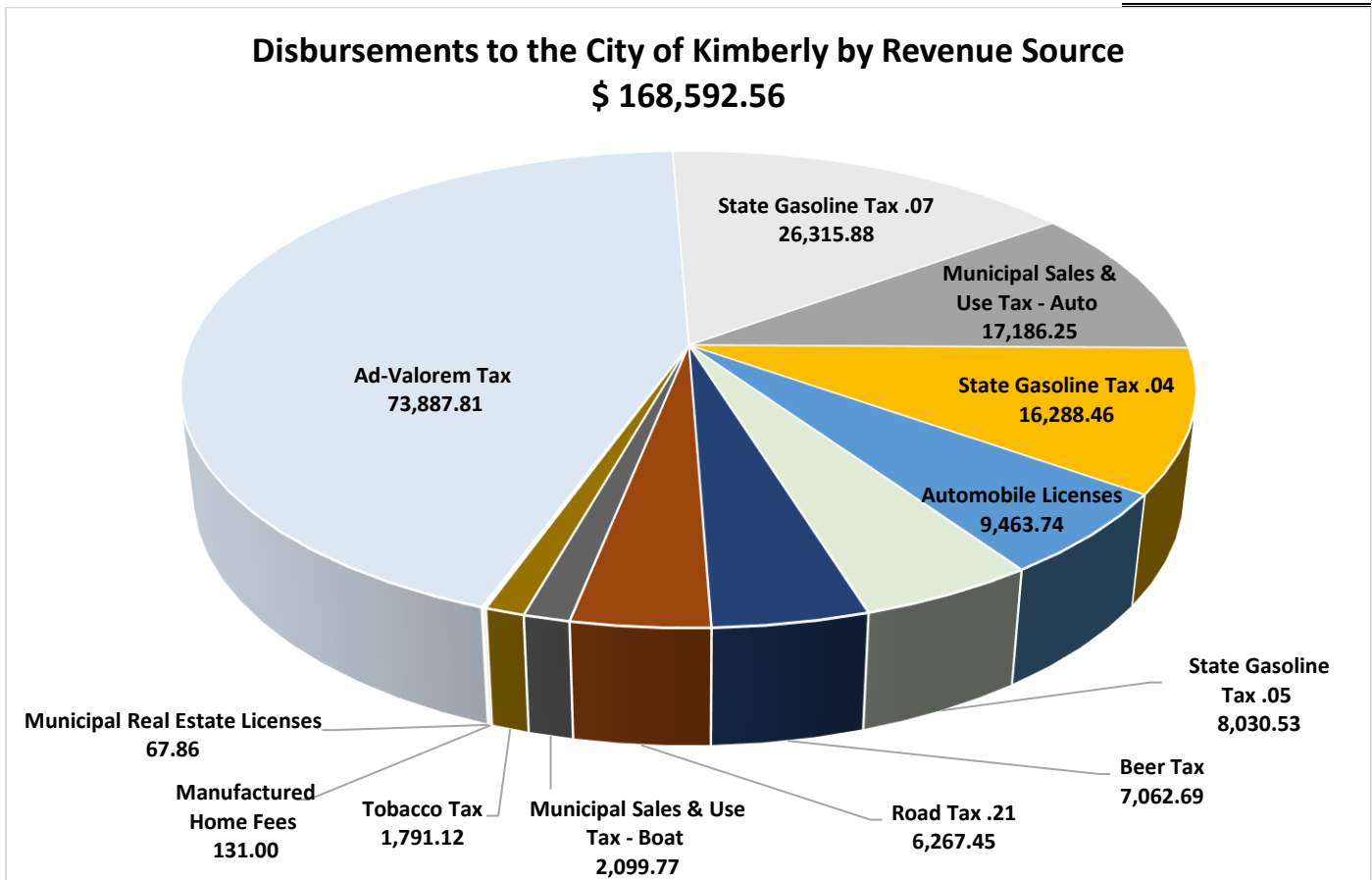
DISBURSEMENTS TO THE CITY OF KIMBERLY

October 1, 2019 through September 30, 2020

<i>Number of Vehicle Registrations</i>	4,219
<i>Total Assessed Value of all taxable vehicles registered in the City</i>	\$ 6,447,780.00

SOURCE OF REVENUE

Ad-Valorem Tax	73,887.81
State Gasoline Tax .07	26,315.88
Municipal Sales & Use Tax - Auto	17,186.25
State Gasoline Tax .04	16,288.46
Automobile Licenses	9,463.74
State Gasoline Tax .05	8,030.53
Beer Tax	7,062.69
Road Tax 2.1 mills	6,267.45
Municipal Sales & Use Tax - Boat	2,099.77
Tobacco Tax	1,791.12
Manufactured Home Fees	131.00
Municipal Real Estate Licenses	67.86
TOTAL PAID TO THE CITY OF KIMBERLY	\$ 168,592.56



DISBURSEMENTS TO THE TOWN OF LAKE VIEW

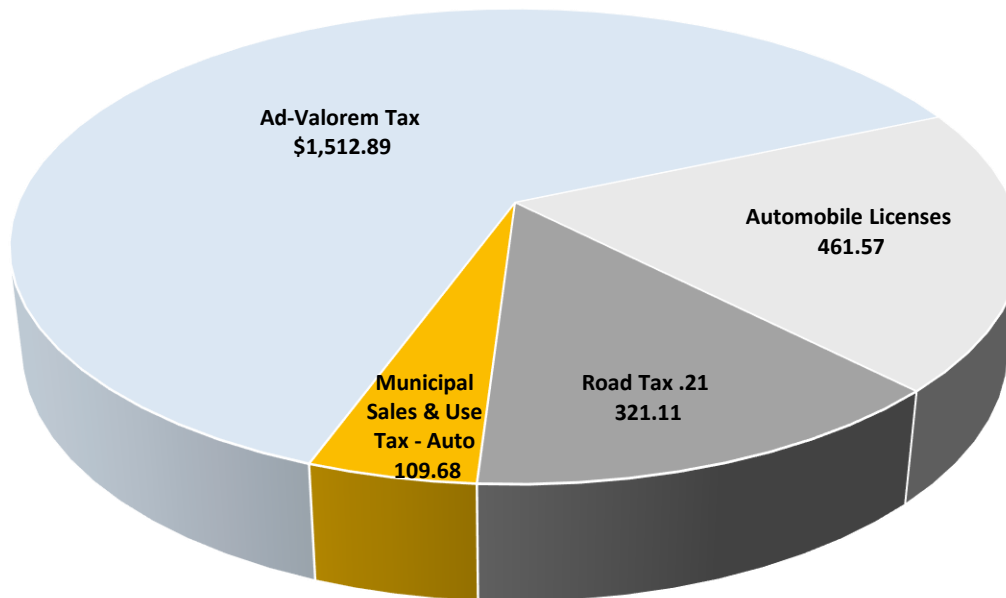
October 1, 2019 through September 30, 2020

<i>Number of Vehicle Registrations</i>	202
<i>Total Assessed Value of all taxable vehicles registered in the Town</i>	\$ 329,600.00

SOURCE OF REVENUE

Ad-Valorem Tax	\$1,512.89
Automobile Licenses	461.57
Road Tax 2.1 mills	321.11
Municipal Sales & Use Tax - Auto	109.68
TOTAL PAID TO THE TOWN OF LAKE VIEW	\$ 2,405.25

Disbursements to the Town of Lake View by Revenue Source
\$ 2,405.25



DISBURSEMENTS TO THE CITY OF LEEDS

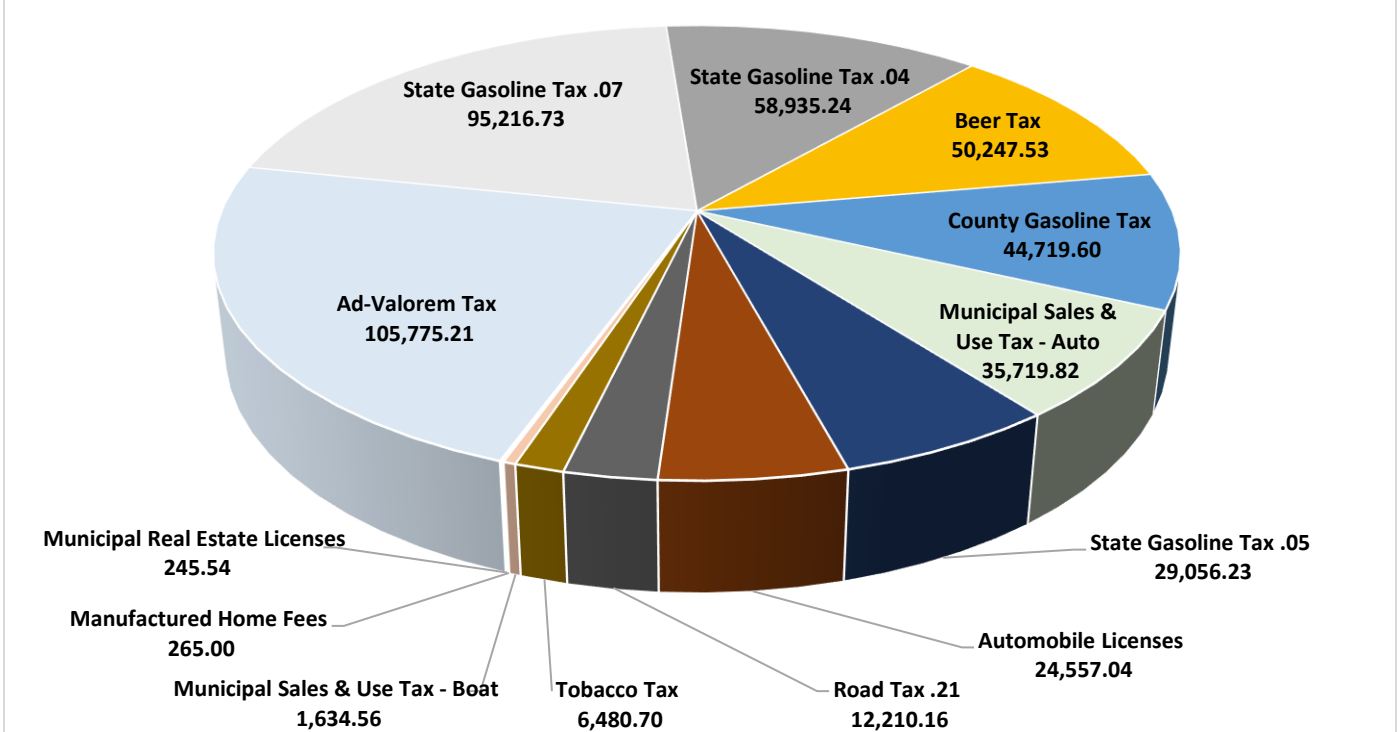
October 1, 2019 through September 30, 2020

<i>Number of Vehicle Registrations</i>	10,346
<i>Total Assessed Value of all taxable vehicles registered in the City</i>	\$ 12,641,300.00

SOURCE OF REVENUE

Ad-Valorem Tax	105,775.21
State Gasoline Tax .07	95,216.73
State Gasoline Tax .04	58,935.24
Beer Tax	50,247.53
County Gasoline Tax	44,719.60
Municipal Sales & Use Tax - Auto	35,719.82
State Gasoline Tax .05	29,056.23
Automobile Licenses	24,557.04
Road Tax 2.1 mills	12,210.16
Tobacco Tax	6,480.70
Municipal Sales & Use Tax - Boat	1,634.56
Manufactured Home Fees	265.00
Municipal Real Estate Licenses	245.54
TOTAL PAID TO THE CITY OF LEEDS	\$ 465,063.36

Disbursements to the City of Leeds by Revenue Source
\$ 465,063.36



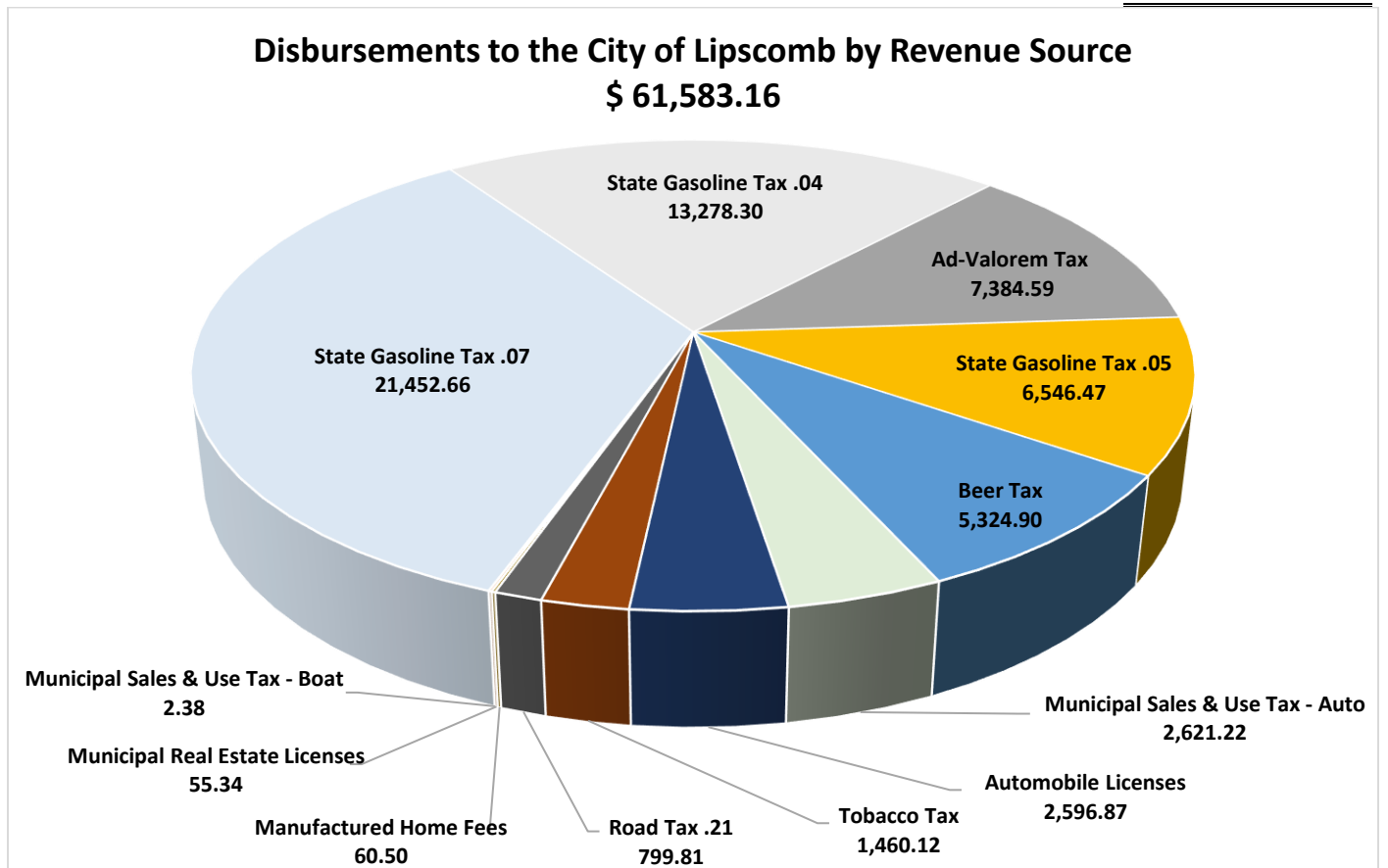
DISBURSEMENTS TO THE CITY OF LIPSCOMB

October 1, 2019 through September 30, 2020

<i>Number of Vehicle Registrations</i>	1010
<i>Total Assessed Value of all taxable vehicles registered in the City</i>	\$ 803,500.00

SOURCE OF REVENUE

State Gasoline Tax .07	21,452.66
State Gasoline Tax .04	13,278.30
Ad-Valorem Tax	7,384.59
State Gasoline Tax .05	6,546.47
Beer Tax	5,324.90
Municipal Sales & Use Tax - Auto	2,621.22
Automobile Licenses	2,596.87
Tobacco Tax	1,460.12
Road Tax 2.1 mills	799.81
Manufactured Home Fees	60.50
Municipal Real Estate Licenses	55.34
Municipal Sales & Use Tax - Boat	2.38
TOTAL PAID TO THE CITY OF LIPSCOMB	\$ 61,583.16



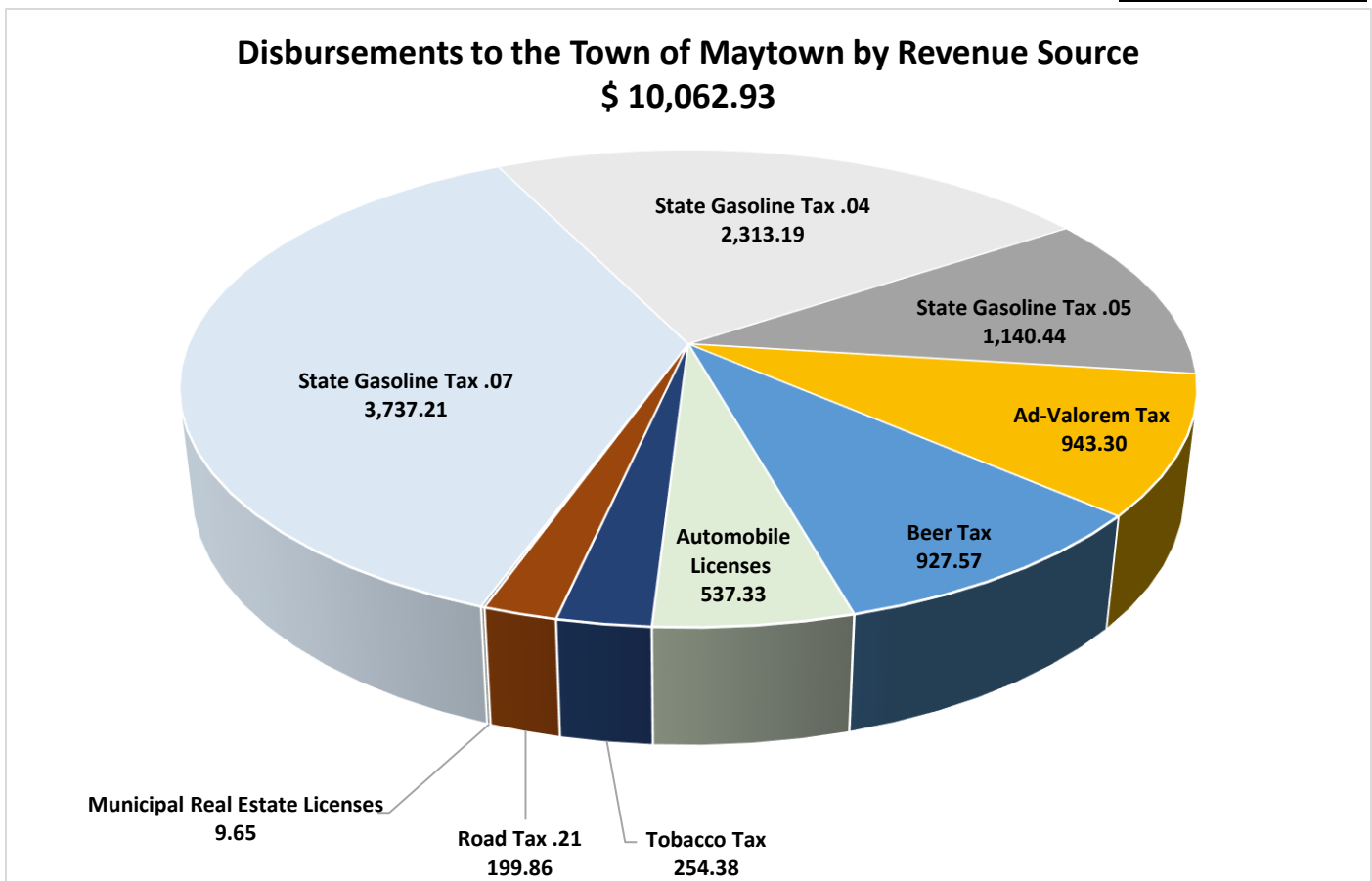
DISBURSEMENTS TO THE TOWN OF MAYTOWN

October 1, 2019 through September 30, 2020

<i>Number of Vehicle Registrations</i>	251
<i>Total Assessed Value of all taxable vehicles registered in the Town</i>	\$ 210,800.00

SOURCE OF REVENUE

State Gasoline Tax .07	3,737.21
State Gasoline Tax .04	2,313.19
State Gasoline Tax .05	1,140.44
Ad-Valorem Tax	943.30
Beer Tax	927.57
Automobile Licenses	537.33
Tobacco Tax	254.38
Road Tax 2.1 mills	199.86
Municipal Real Estate Licenses	9.65
TOTAL PAID TO THE TOWN OF MAYTOWN	\$ 10,062.93



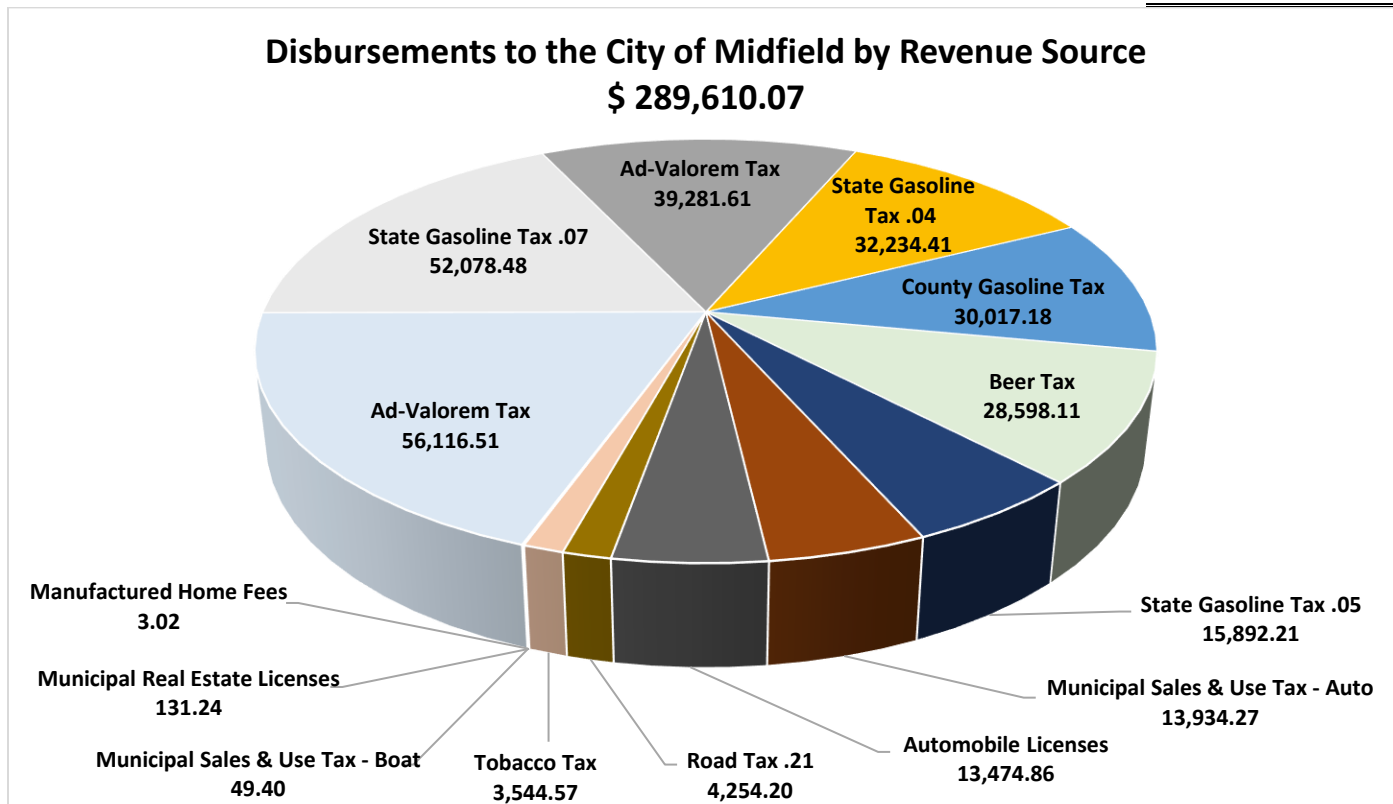
DISBURSEMENTS TO THE CITY OF MIDFIELD

October 1, 2019 through September 30, 2020

<i>Number of Vehicle Registrations</i>	4,510
<i>Total Assessed Value of all taxable vehicles registered in the City</i>	\$ 4,280,200.00

SOURCE OF REVENUE

Ad-Valorem Tax 14.0 mills General Fund	56,116.51
State Gasoline Tax .07	52,078.48
Ad-Valorem Tax 9.8 mills General Fund	39,281.61
State Gasoline Tax .04	32,234.41
County Gasoline Tax	30,017.18
Beer Tax	28,598.11
State Gasoline Tax .05	15,892.21
Municipal Sales & Use Tax - Auto	13,934.27
Automobile Licenses	13,474.86
Road Tax 2.1 mills	4,254.20
Tobacco Tax	3,544.57
Municipal Real Estate Licenses	131.24
Municipal Sales & Use Tax - Boat	49.40
Manufactured Home Fees	3.02
TOTAL PAID TO THE CITY OF MIDFIELD	\$ 289,610.07



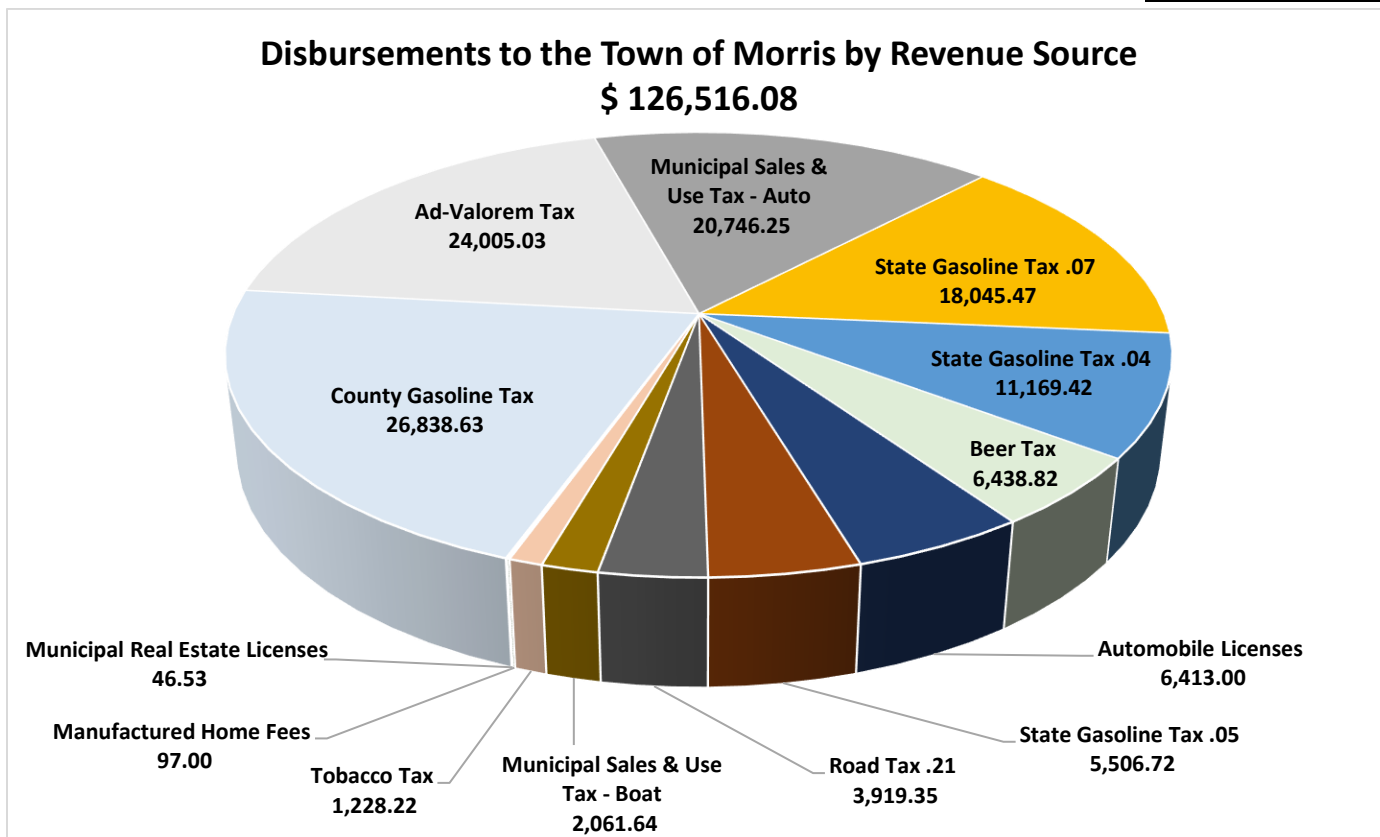
DISBURSEMENTS TO THE TOWN OF MORRIS

October 1, 2019 through September 30, 2020

<i>Number of Vehicle Registrations</i>	2,801
<i>Total Assessed Value of all taxable vehicles registered in the Town</i>	\$4,036,600.00

SOURCE OF REVENUE

County Gasoline Tax	26,838.63
Ad-Valorem Tax	24,005.03
Municipal Sales & Use Tax - Auto	20,746.25
State Gasoline Tax .07	18,045.47
State Gasoline Tax .04	11,169.42
Beer Tax	6,438.82
Automobile Licenses	6,413.00
State Gasoline Tax .05	5,506.72
Road Tax 2.1 mills	3,919.35
Municipal Sales & Use Tax - Boat	2,061.64
Tobacco Tax	1,228.22
Manufactured Home Fees	97.00
Municipal Real Estate Licenses	46.53
TOTAL PAID TO THE TOWN OF MORRIS	\$ 126,516.08



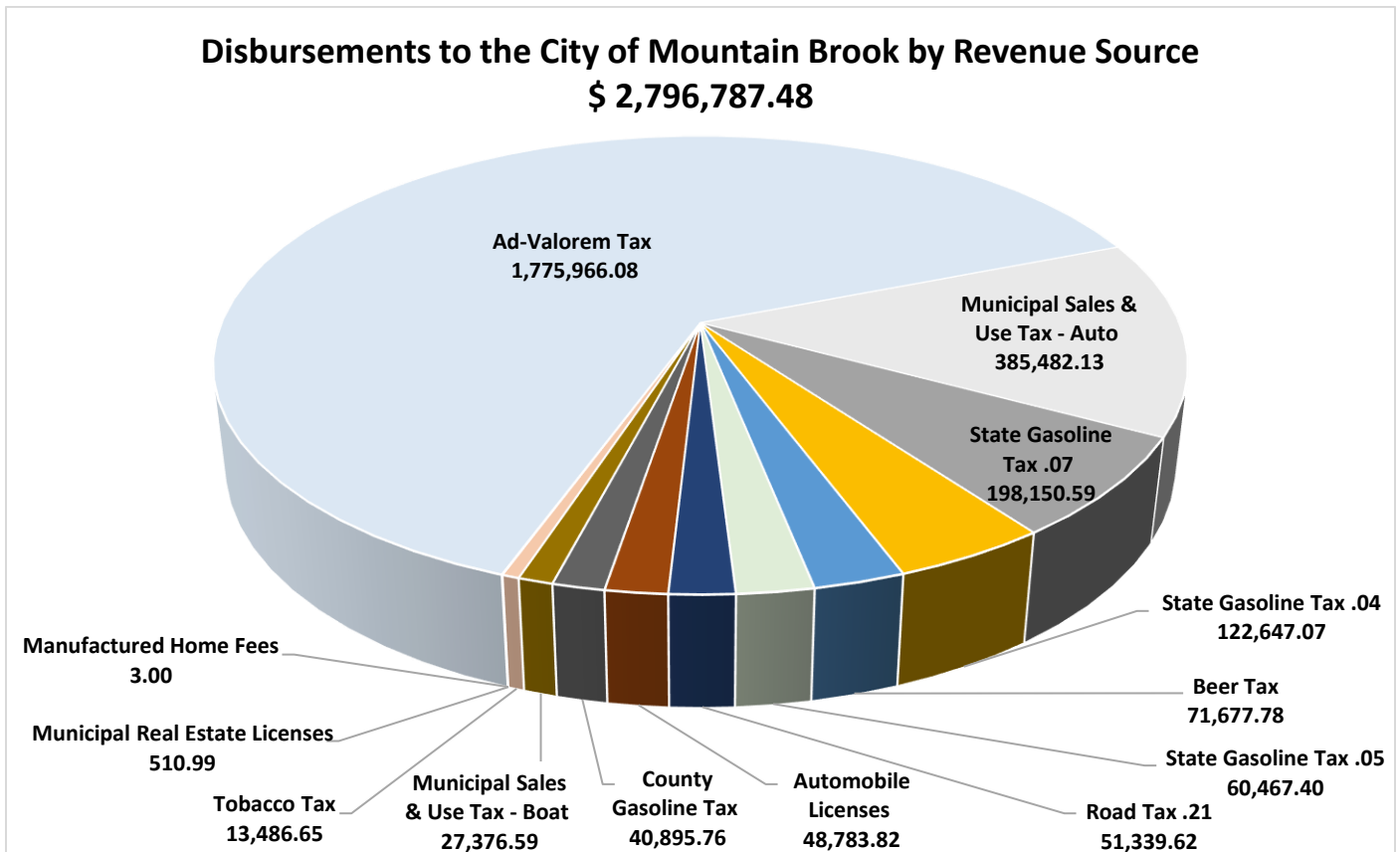
DISBURSEMENTS TO THE CITY OF MOUNTAIN BROOK

October 1, 2019 through September 30, 2020

<i>Number of Vehicle Registrations</i>	21,111
<i>Total Assessed Value of all taxable vehicles registered in the City</i>	\$ 52,879,540.00

SOURCE OF REVENUE

Ad-Valorem Tax	1,775,966.08
Municipal Sales & Use Tax - Auto	385,482.13
State Gasoline Tax .07	198,150.59
State Gasoline Tax .04	122,647.07
Beer Tax	71,677.78
State Gasoline Tax .05	60,467.40
Road Tax 2.1 mills	51,339.62
Automobile Licenses	48,783.82
County Gasoline Tax	40,895.76
Municipal Sales & Use Tax - Boat	27,376.59
Tobacco Tax	13,486.65
Municipal Real Estate Licenses	510.99
Manufactured Home Fees	3.00
TOTAL PAID TO THE CITY OF MOUNTAIN BROOK	\$ 2,796,787.48



DISBURSEMENTS TO THE TOWN OF MULGA

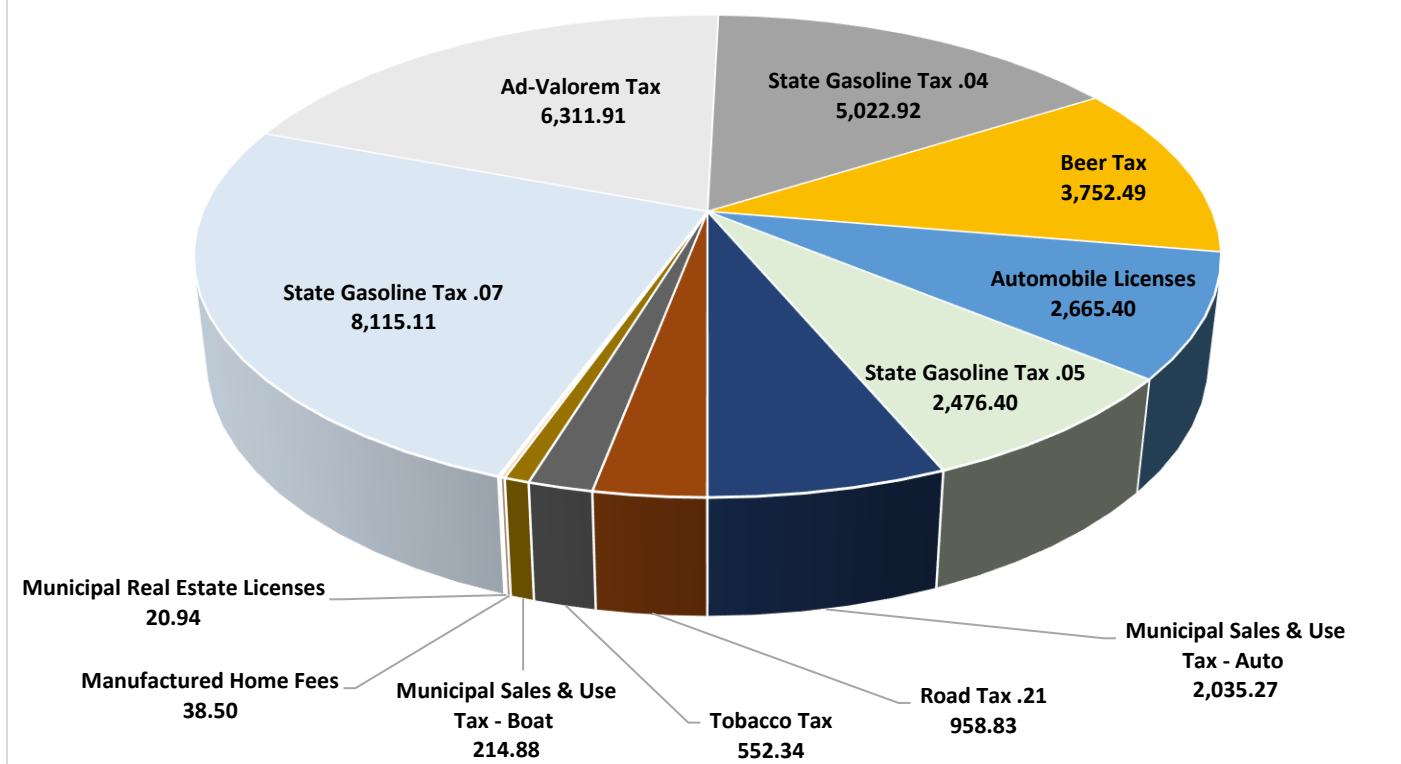
October 1, 2019 through September 30, 2020

<i>Number of Vehicle Registrations</i>	1,177
<i>Total Assessed Value of all taxable vehicles registered in the Town</i>	\$ 974,500.00

SOURCE OF REVENUE

State Gasoline Tax .07	8,115.11
Ad-Valorem Tax	6,311.91
State Gasoline Tax .04	5,022.92
Beer Tax	3,752.49
Automobile Licenses	2,665.40
State Gasoline Tax .05	2,476.40
Municipal Sales & Use Tax - Auto	2,035.27
Road Tax 2.1 mills	958.83
Tobacco Tax	552.34
Municipal Sales & Use Tax - Boat	214.88
Manufactured Home Fees	38.50
Municipal Real Estate Licenses	20.94
TOTAL PAID TO THE TOWN OF MULGA	\$ 32,164.99

Disbursements to the Town of Mulga by Revenue Source
\$ 32,164.99



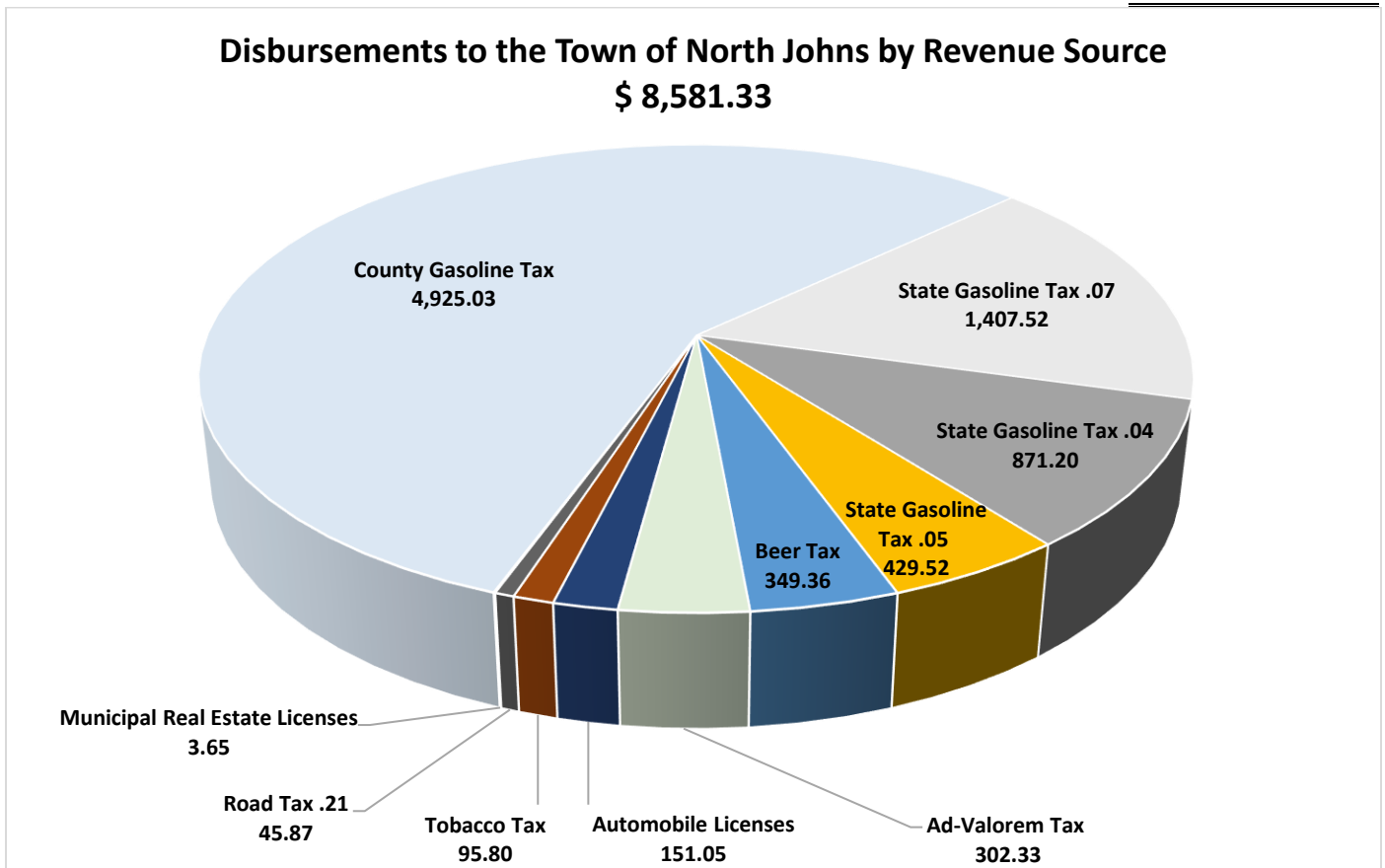
DISBURSEMENTS TO THE TOWN OF NORTH JOHNS

October 1, 2019 through September 30, 2020

<i>Number of Vehicle Registrations</i>	89
<i>Total Assessed Value of all taxable vehicles registered in the Town</i>	\$ 45,780.00

SOURCE OF REVENUE

County Gasoline Tax	4,925.03
State Gasoline Tax .07	1,407.52
State Gasoline Tax .04	871.20
State Gasoline Tax .05	429.52
Beer Tax	349.36
Ad-Valorem Tax	302.33
Automobile Licenses	151.05
Tobacco Tax	95.80
Road Tax 2.1 mills	45.87
Municipal Real Estate Licenses	3.65
TOTAL PAID TO THE TOWN OF NORTH JOHNS	\$ 8,581.33



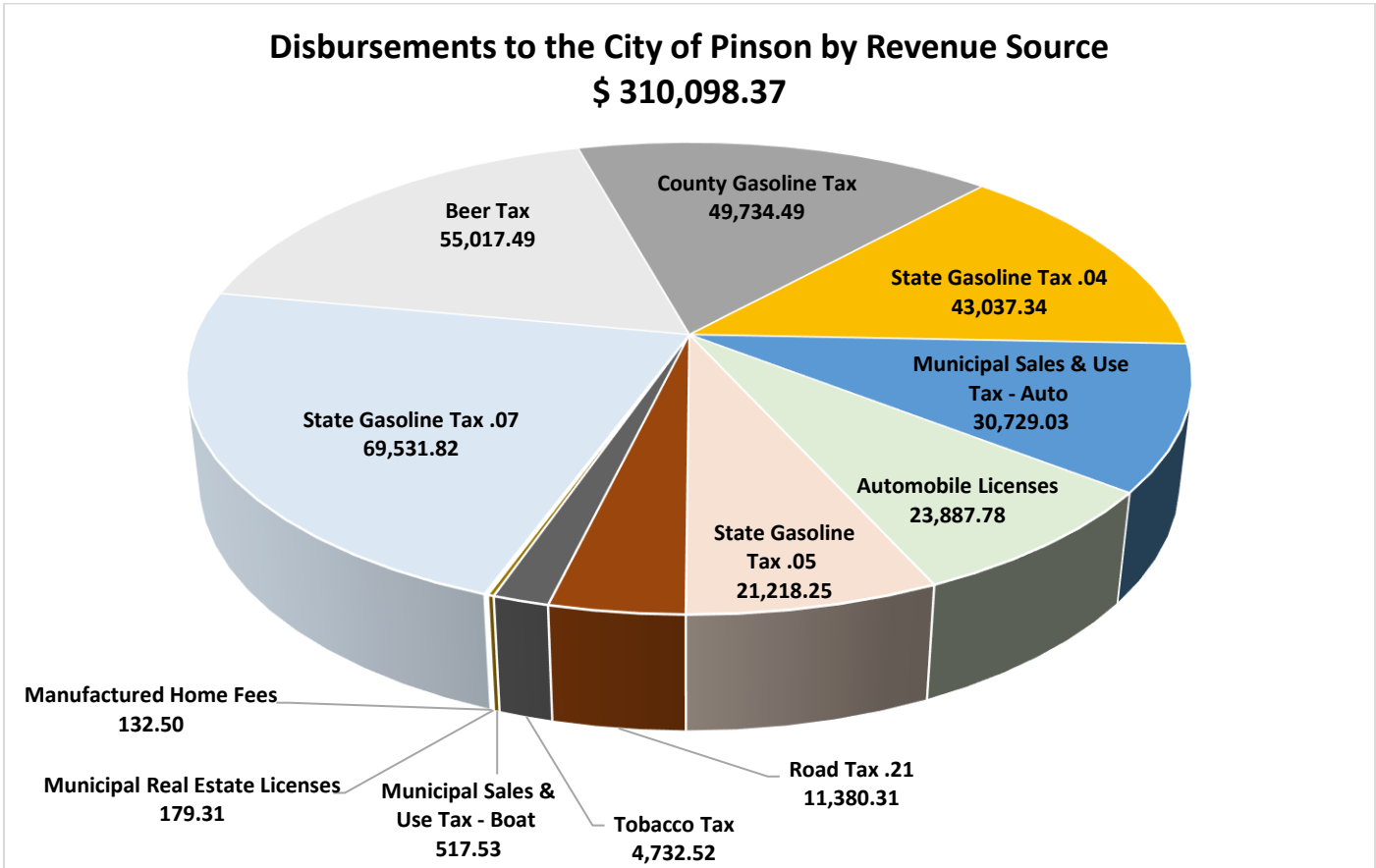
DISBURSEMENTS TO THE CITY OF PINSON

October 1, 2019 through September 30, 2020

<i>Number of Vehicle Registrations</i>	9,790
<i>Total Assessed Value of all taxable vehicles registered in the City</i>	\$ 11,618,360.00

SOURCE OF REVENUE

State Gasoline Tax .07	69,531.82
Beer Tax	55,017.49
County Gasoline Tax	49,734.49
State Gasoline Tax .04	43,037.34
Municipal Sales & Use Tax - Auto	30,729.03
Automobile Licenses	23,887.78
State Gasoline Tax .05	21,218.25
Road Tax 2.1 mills	11,380.31
Tobacco Tax	4,732.52
Municipal Sales & Use Tax - Boat	517.53
Municipal Real Estate Licenses	179.31
Manufactured Home Fees	132.50
TOTAL PAID TO THE CITY OF PINSON	\$ 310,098.37



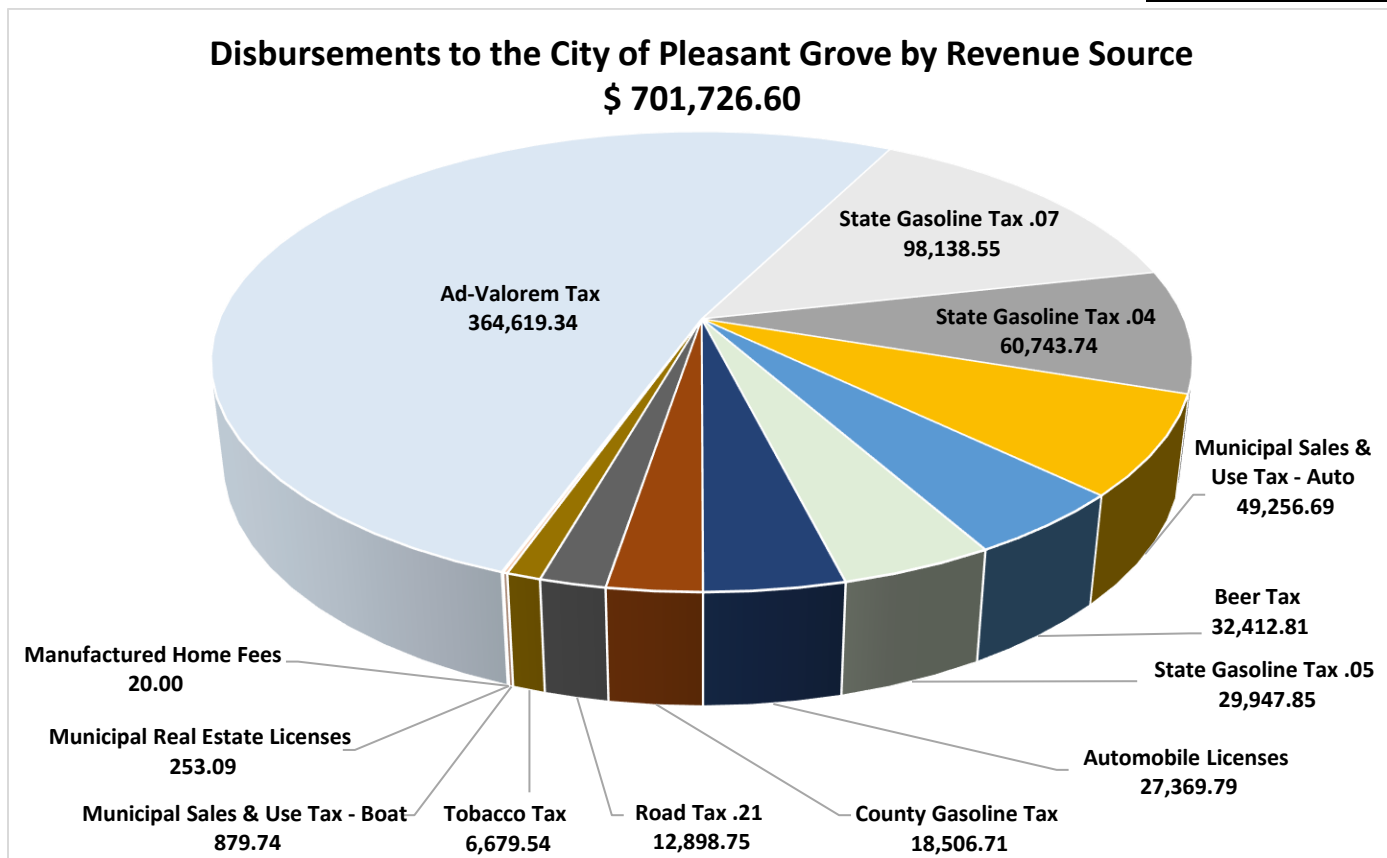
DISBURSEMENTS TO THE CITY OF PLEASANT GROVE

October 1, 2019 through September 30, 2020

<i>Number of Vehicle Registrations</i>	11,341
<i>Total Assessed Value of all taxable vehicles registered in the City</i>	\$ 13,117,680.00

SOURCE OF REVENUE

Ad-Valorem Tax	364,619.34
State Gasoline Tax .07	98,138.55
State Gasoline Tax .04	60,743.74
Municipal Sales & Use Tax - Auto	49,256.69
Beer Tax	32,412.81
State Gasoline Tax .05	29,947.85
Automobile Licenses	27,369.79
County Gasoline Tax	18,506.71
Road Tax 2.1 mills	12,898.75
Tobacco Tax	6,679.54
Municipal Sales & Use Tax - Boat	879.74
Municipal Real Estate Licenses	253.09
Manufactured Home Fees	20.00
TOTAL PAID TO THE CITY OF PLEASANT GROVE	\$ 701,726.60



DISBURSEMENTS TO THE CITY OF SUMITON

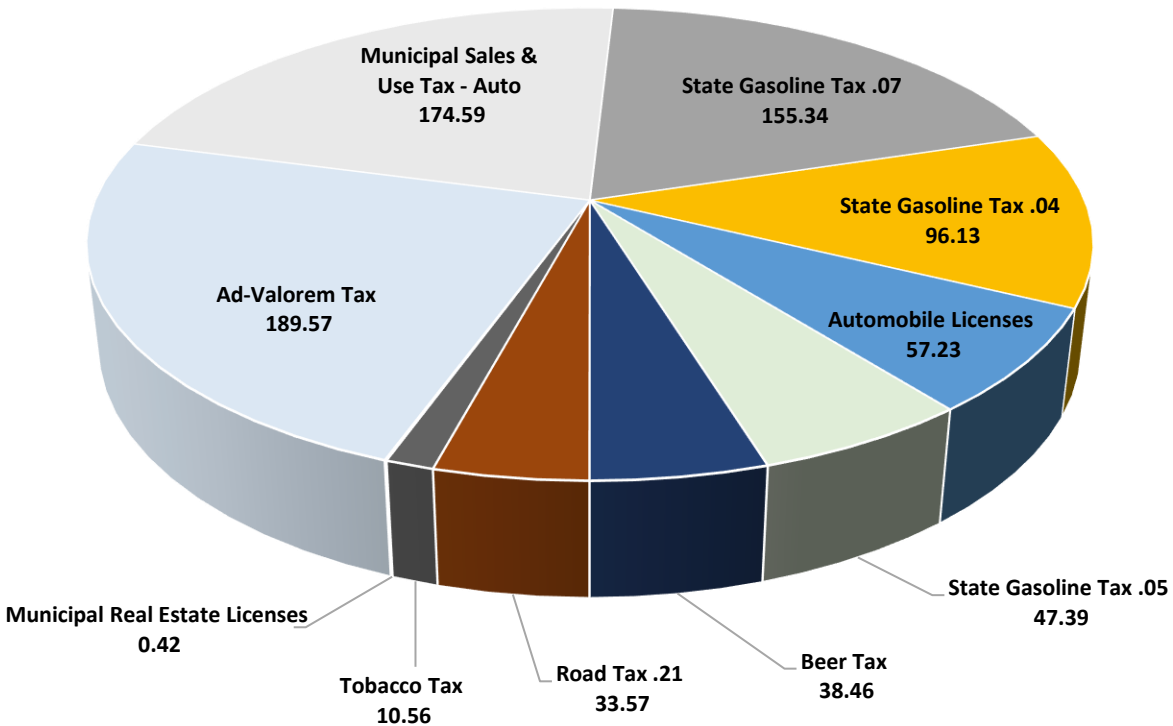
October 1, 2019 through September 30, 2020

<i>Number of Vehicle Registrations</i>	37
<i>Total Assessed Value of all taxable vehicles registered in the City</i>	\$ 34,340.00

SOURCE OF REVENUE

Ad-Valorem Tax	189.57
Municipal Sales & Use Tax - Auto	174.59
State Gasoline Tax .07	155.34
State Gasoline Tax .04	96.13
Automobile Licenses	57.23
State Gasoline Tax .05	47.39
Beer Tax	38.46
Road Tax 2.1 mills	33.57
Tobacco Tax	10.56
Municipal Real Estate Licenses	0.42
TOTAL PAID TO THE CITY OF SUMITON	\$ 803.26

Disbursements to the City of Sumiton by Revenue Source
\$ 803.26



DISBURSEMENTS TO THE TOWN OF SLYVAN SPRINGS

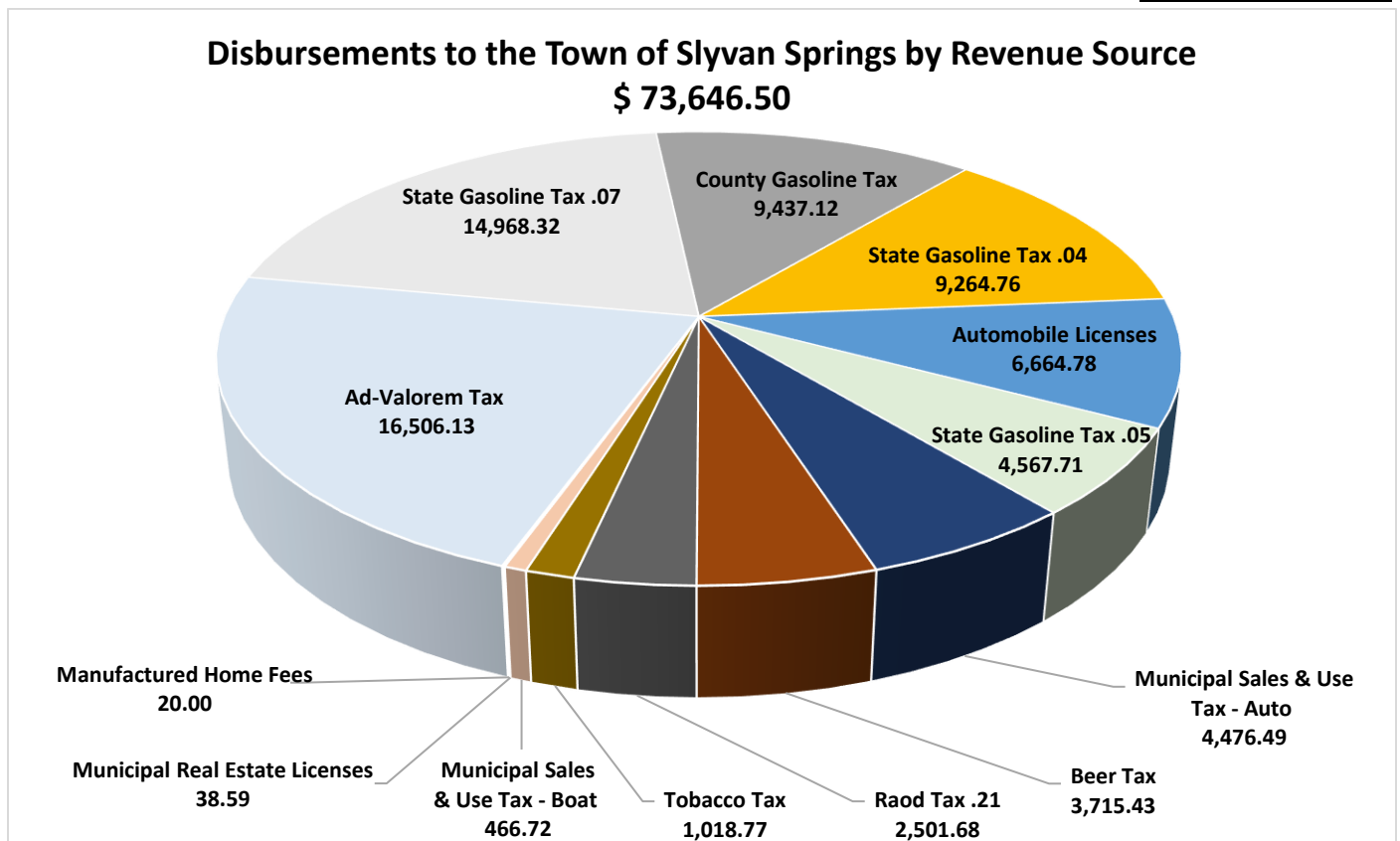
October 1, 2019 through September 30, 2020

<i>Number of Vehicle Registrations</i>	1,867
<i>Total Assessed Value of all taxable vehicles registered in the Town</i>	\$ 2,580,460.00

SOURCE OF REVENUE

Ad-Valorem Tax	16,506.13
State Gasoline Tax .07	14,968.32
County Gasoline Tax	9,437.12
State Gasoline Tax .04	9,264.76
Automobile Licenses	6,664.78
State Gasoline Tax .05	4,567.71
Municipal Sales & Use Tax - Auto	4,476.49
Beer Tax	3,715.43
Road Tax 2.1 mills	2,501.68
Tobacco Tax	1,018.77
Municipal Sales & Use Tax - Boat	466.72
Municipal Real Estate Licenses	38.59
Manufactured Home Fees	20.00

TOTAL PAID TO THE TOWN OF SYLVAN SPRINGS **\$ 73,646.50**



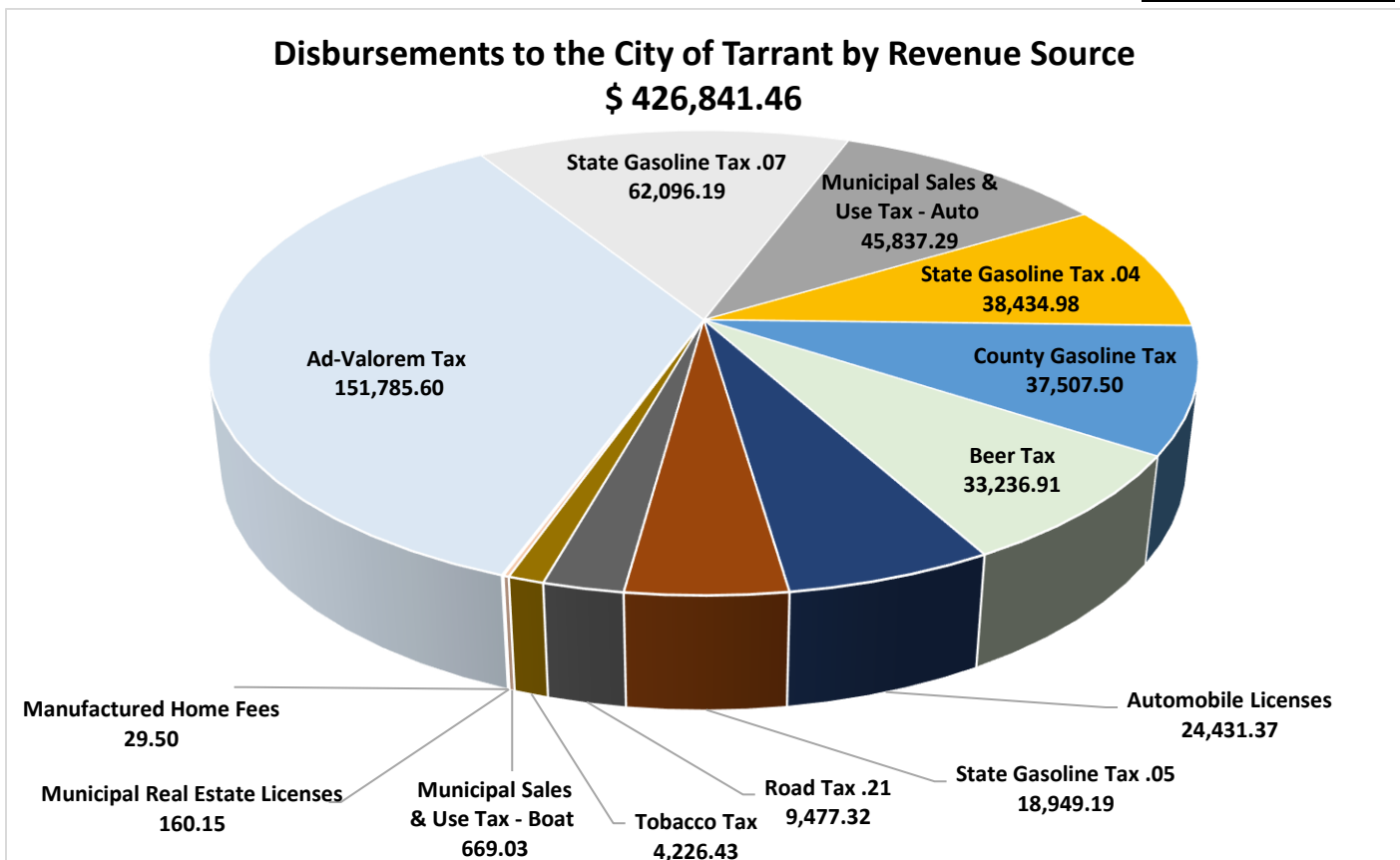
DISBURSEMENTS TO THE CITY OF TARRANT

October 1, 2019 through September 30, 2020

<i>Number of Vehicle Registrations</i>	6,675
<i>Total Assessed Value of all taxable vehicles registered in the City</i>	\$ 9,592,880.00

SOURCE OF REVENUE

Ad-Valorem Tax	151,785.60
State Gasoline Tax .07	62,096.19
Municipal Sales & Use Tax - Auto	45,837.29
State Gasoline Tax .04	38,434.98
County Gasoline Tax	37,507.50
Beer Tax	33,236.91
Automobile Licenses	24,431.37
State Gasoline Tax .05	18,949.19
Road Tax 2.1 mills	9,477.32
Tobacco Tax	4,226.43
Municipal Sales & Use Tax - Boat	669.03
Municipal Real Estate Licenses	160.15
Manufactured Home Fees	29.50
TOTAL PAID TO THE CITY OF TARRANT	\$ 426,841.46



DISBURSEMENTS TO THE TOWN OF TRAFFORD

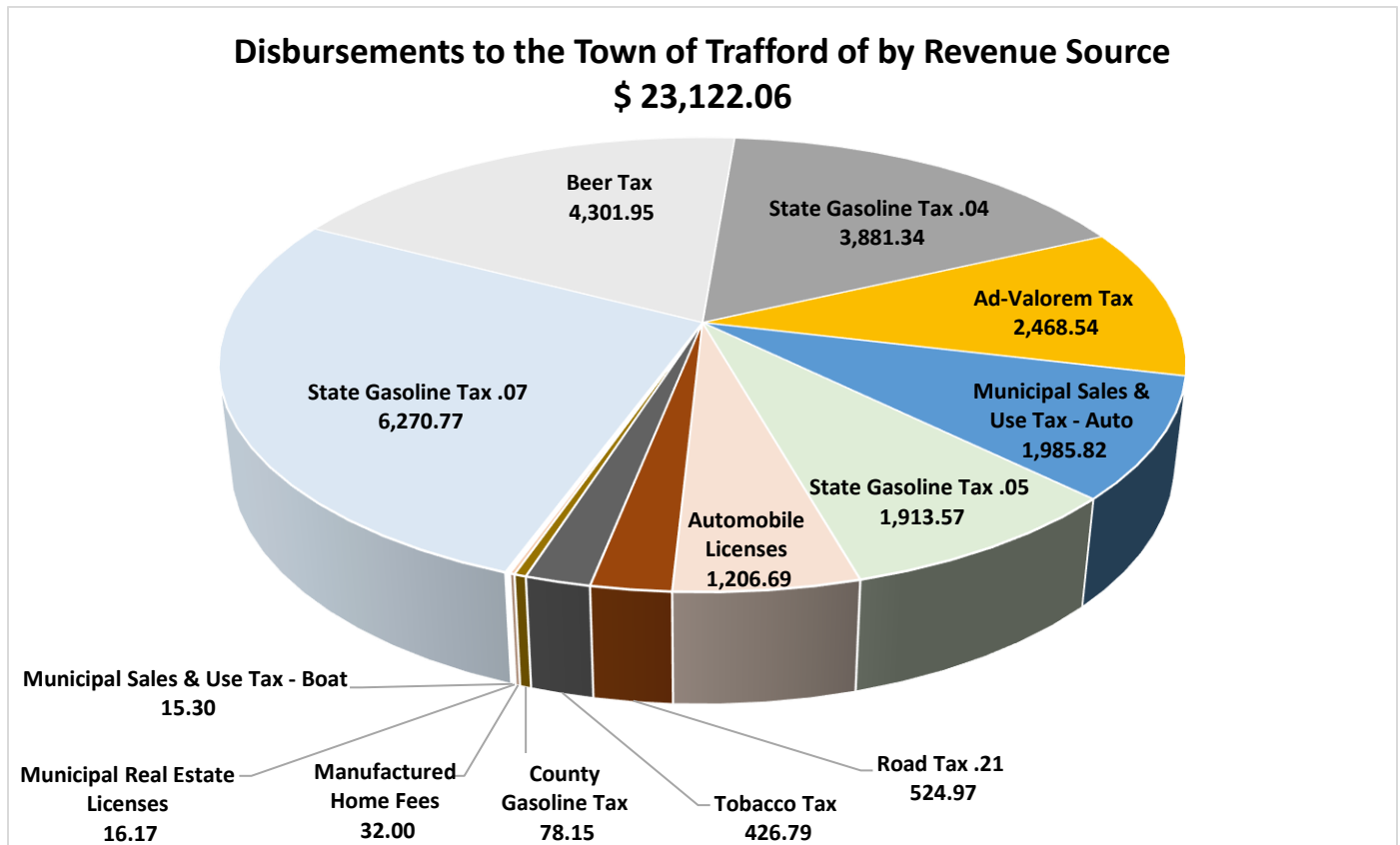
October 1, 2019 through September 30, 2020

<i>Number of Vehicle Registrations</i>	561
<i>Total Assessed Value of all taxable vehicles registered in the Town</i>	\$ 521,840.00

SOURCE OF REVENUE

State Gasoline Tax .07	6,270.77
Beer Tax	4,301.95
State Gasoline Tax .04	3,881.34
Ad-Valorem Tax	2,468.54
Municipal Sales & Use Tax - Auto	1,985.82
State Gasoline Tax .05	1,913.57
Automobile Licenses	1,206.69
Road Tax 2.1 mills	524.97
Tobacco Tax	426.79
County Gasoline Tax	78.15
Manufactured Home Fees	32.00
Municipal Real Estate Licenses	16.17
Municipal Sales & Use Tax - Boat	15.30
TOTAL PAID TO THE TOWN OF TRAFFORD	\$ 23,122.06

**Disbursements to the Town of Trafford of by Revenue Source
\$ 23,122.06**



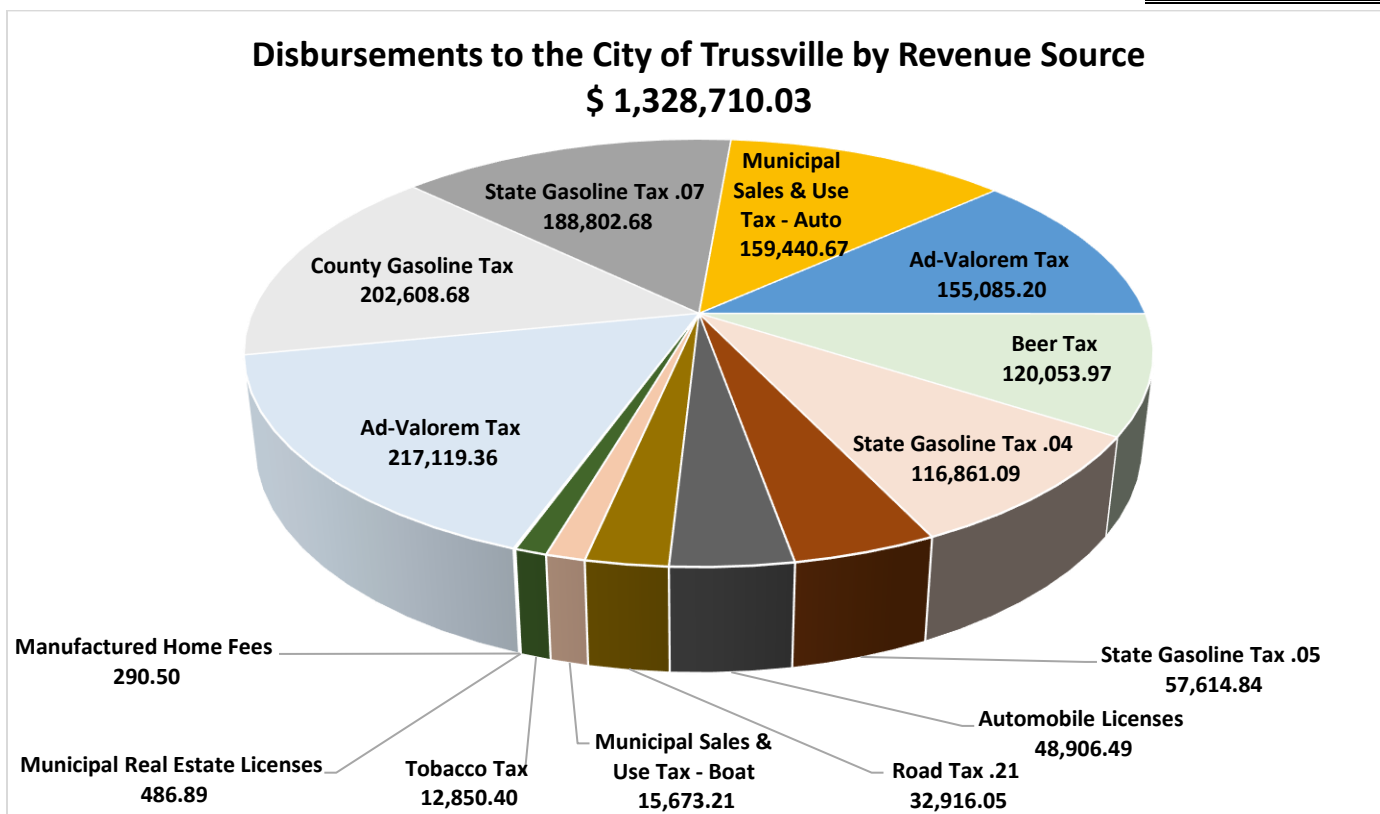
DISBURSEMENTS TO THE CITY OF TRUSSVILLE

October 1, 2019 through September 30, 2020

<i>Number of Vehicle Registrations</i>	19,565
<i>Total Assessed Value of all taxable vehicles registered in the City</i>	\$ 33,887,720.00

SOURCE OF REVENUE

Ad-Valorem Tax 7.0 mills School Fund	217,119.36
County Gasoline Tax	202,608.68
State Gasoline Tax .07	188,802.68
Municipal Sales & Use Tax – Auto	159,440.67
Ad-Valorem Tax 5.0 mills General Fund	155,085.20
Beer Tax	120,053.97
State Gasoline Tax .04	116,861.09
State Gasoline Tax .05	57,614.84
Automobile Licenses	48,906.49
Road Tax 2.1 mills	32,916.05
Municipal Sales & Use Tax - Boat	15,673.21
Tobacco Tax	12,850.40
Municipal Real Estate Licenses	486.89
Manufactured Home Fees	290.50
TOTAL PAID TO THE CITY OF TRUSSVILLE	\$ 1,328,710.03



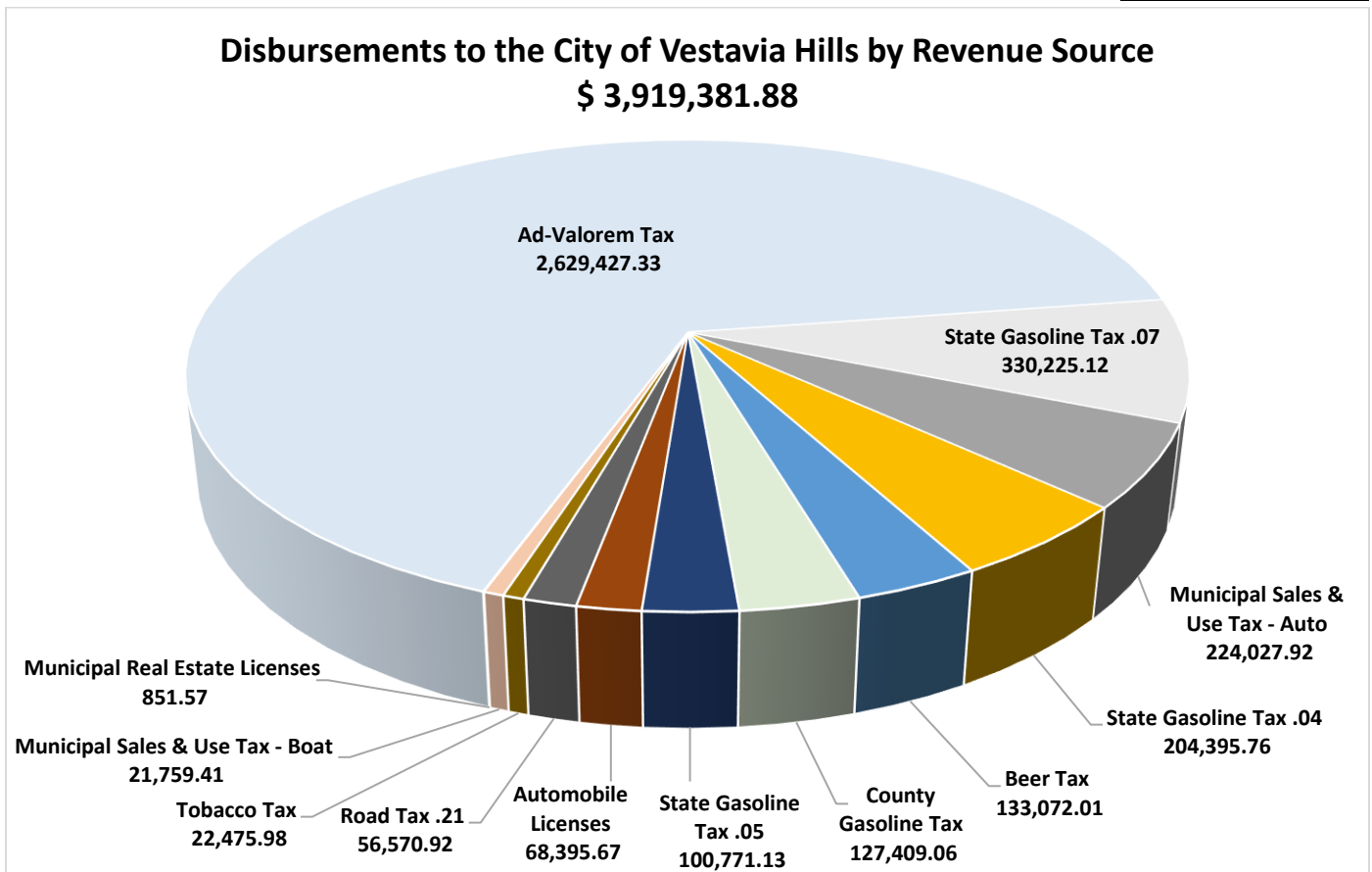
DISBURSEMENTS TO THE CITY OF VESTAVIA HILLS

October 1, 2019 through September 30, 2020

<i>Number of Vehicle Registrations</i>	28,904
<i>Total Assessed Value of all taxable vehicles registered in the City</i>	\$ 58,233,420.00

SOURCE OF REVENUE

Ad-Valorem Tax	2,629,427.33
State Gasoline Tax .07	330,225.12
Municipal Sales & Use Tax - Auto	224,027.92
State Gasoline Tax .04	204,395.76
Beer Tax	133,072.01
County Gasoline Tax	127,409.06
State Gasoline Tax .05	100,771.13
Automobile Licenses	68,395.67
Road Tax 2.1 mills	56,570.92
Tobacco Tax	22,475.98
Municipal Sales & Use Tax - Boat	21,759.41
Municipal Real Estate Licenses	851.57
TOTAL PAID TO THE CITY OF VESTAVIA HILLS	\$ 3,919,381.88



DISBURSEMENTS TO THE CITY OF WARRIOR

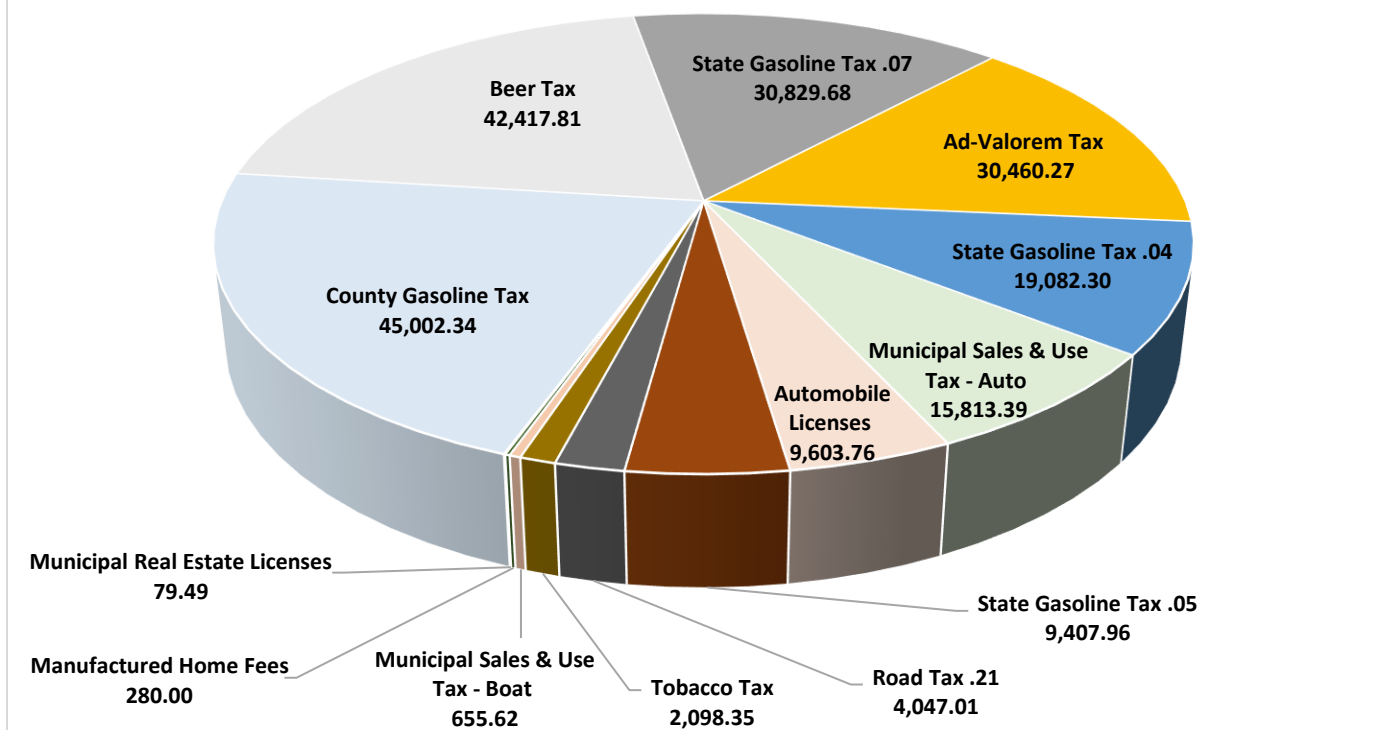
October 1, 2019 through September 30, 2020

<i>Number of Vehicle Registrations</i>	3,911
<i>Total Assessed Value of all taxable vehicles registered in the City</i>	\$ 4,142,880.00

SOURCE OF REVENUE

County Gasoline Tax	45,002.34
Beer Tax	42,417.81
State Gasoline Tax .07	30,829.68
Ad-Valorem Tax	30,460.27
State Gasoline Tax .04	19,082.30
Municipal Sales & Use Tax - Auto	15,813.39
Automobile Licenses	9,603.76
State Gasoline Tax .05	9,407.96
Road Tax 2.1 mills	4,047.01
Tobacco Tax	2,098.35
Municipal Sales & Use Tax - Boat	655.62
Manufactured Home Fees	280.00
Municipal Real Estate Licenses	79.49
TOTAL PAID TO THE CITY OF WARRIOR	\$ 209,777.98

Disbursements to the City of Warrior by Revenue Source
\$ 209,777.98



DISBURSEMENTS TO THE TOWN OF WEST JEFFERSON

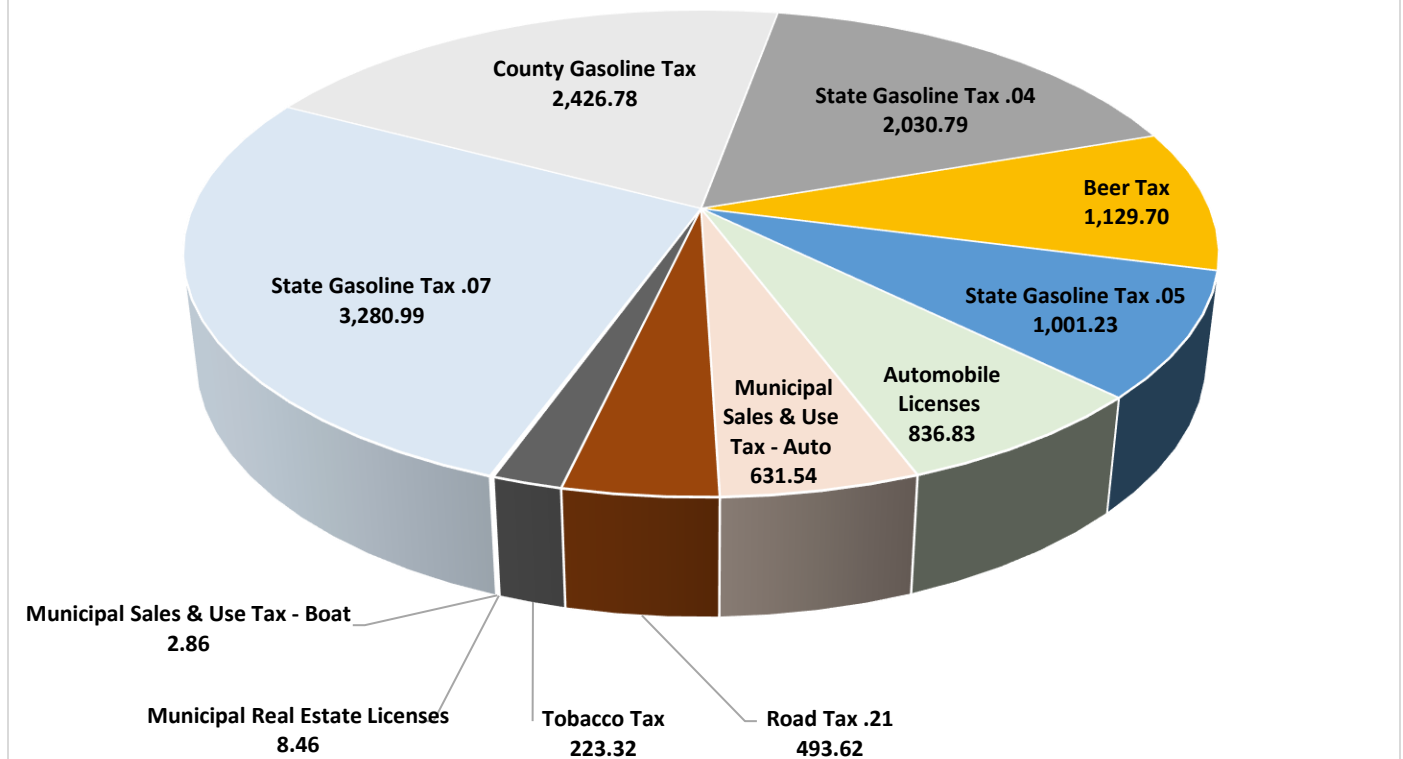
October 1, 2019 through September 30, 2020

<i>Number of Vehicle Registrations</i>	419
<i>Total Assessed Value of all taxable vehicles registered in the Town</i>	\$ 499,540.00

SOURCE OF REVENUE

State Gasoline Tax .07	3,280.99
County Gasoline Tax	2,426.78
State Gasoline Tax .04	2,030.79
Beer Tax	1,129.70
State Gasoline Tax .05	1,001.23
Automobile Licenses	836.83
Municipal Sales & Use Tax - Auto	631.54
Road Tax 2.1 mills	493.62
Tobacco Tax	223.32
Municipal Real Estate Licenses	8.46
Municipal Sales & Use Tax - Boat	2.86
TOTAL PAID TO THE TOWN OF WEST JEFFERSON	\$ 12,066.12

Disbursements to the Town of West Jefferson by Revenue Source
\$ 12,066.12



DISBURSEMENTS TO THE BESSEMER BOARD OF EDUCATION

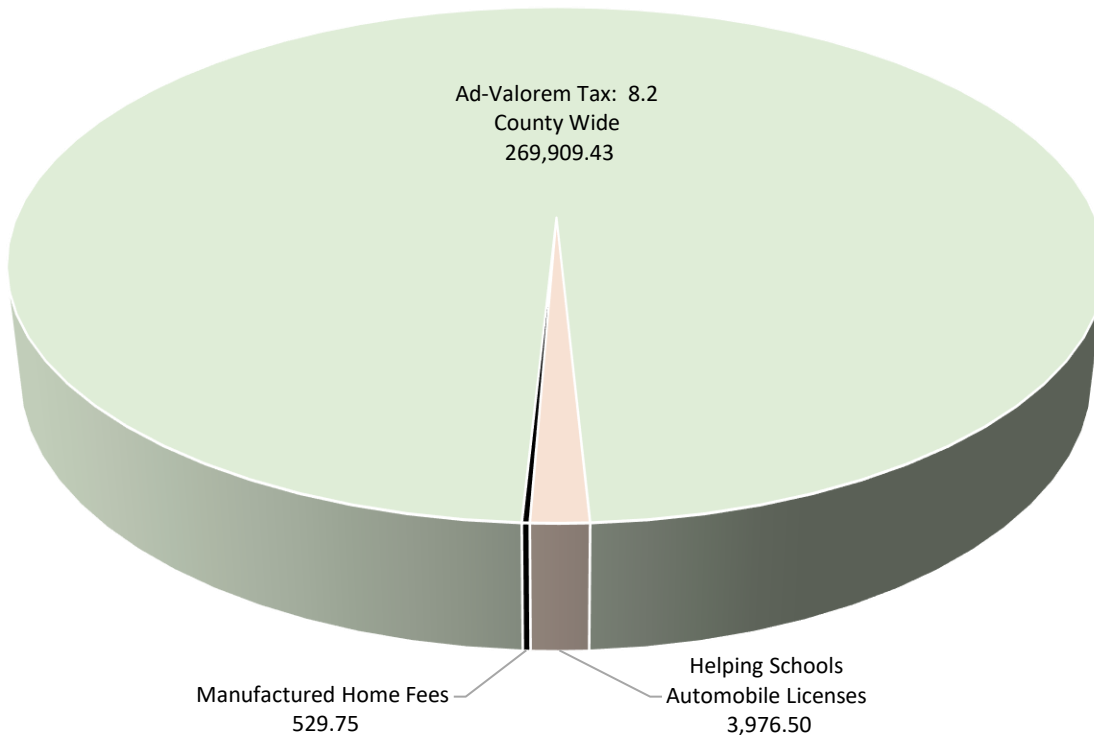
October 1, 2019 through September 30, 2020

<i>Total Assessed Value of all taxable vehicles registered in the City</i>	\$ 39,738,320.00
--	-------------------------

SOURCE OF REVENUE:

Ad-Valorem Tax: 8.2 mills County Wide	269,909.43
Helping Schools Automobile Licenses	3,976.50
Manufactured Home Fees	529.75
TOTAL PAID TO BESSEMER BOARD OF EDUCATION	<u>\$ 274,415.68</u>

Disbursements to the
Bessemer Board of Education
by Revenue Source
\$274,415.68



DISBURSEMENTS TO THE BIRMINGHAM BOARD OF EDUCATION

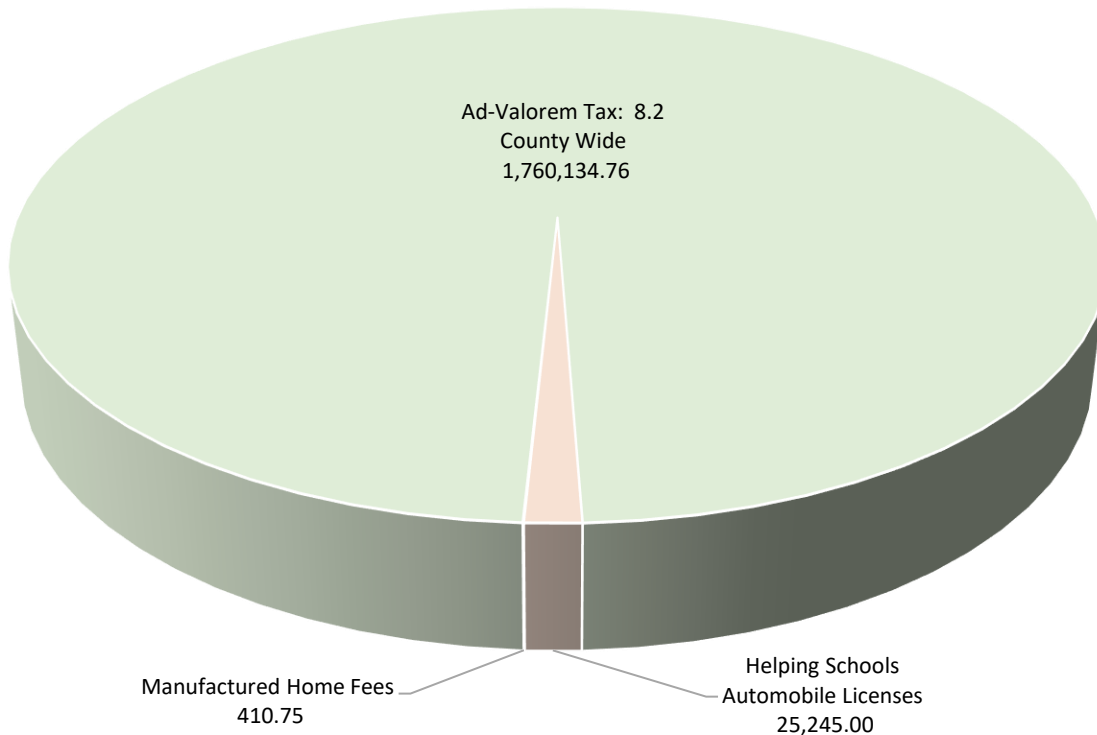
October 1, 2019 through September 30, 2020

<i>Total Assessed Value of all taxable vehicles registered in the City</i>	\$ 300,673,360.00
--	--------------------------

SOURCE OF REVENUE:

Ad-Valorem Tax: 8.2 mills County Wide	1,760,134.76
Helping Schools Automobile Licenses	25,245.00
Manufactured Home Fees	410.75
TOTAL PAID TO BIRMINGHAM BOARD OF EDUCATION	<u><u>\$1,785,790.51</u></u>

Disbursements to the
Birmingham Board of Education
by Revenue Source
\$1,785,790.51



DISBURSEMENTS TO THE FAIRFIELD BOARD OF EDUCATION

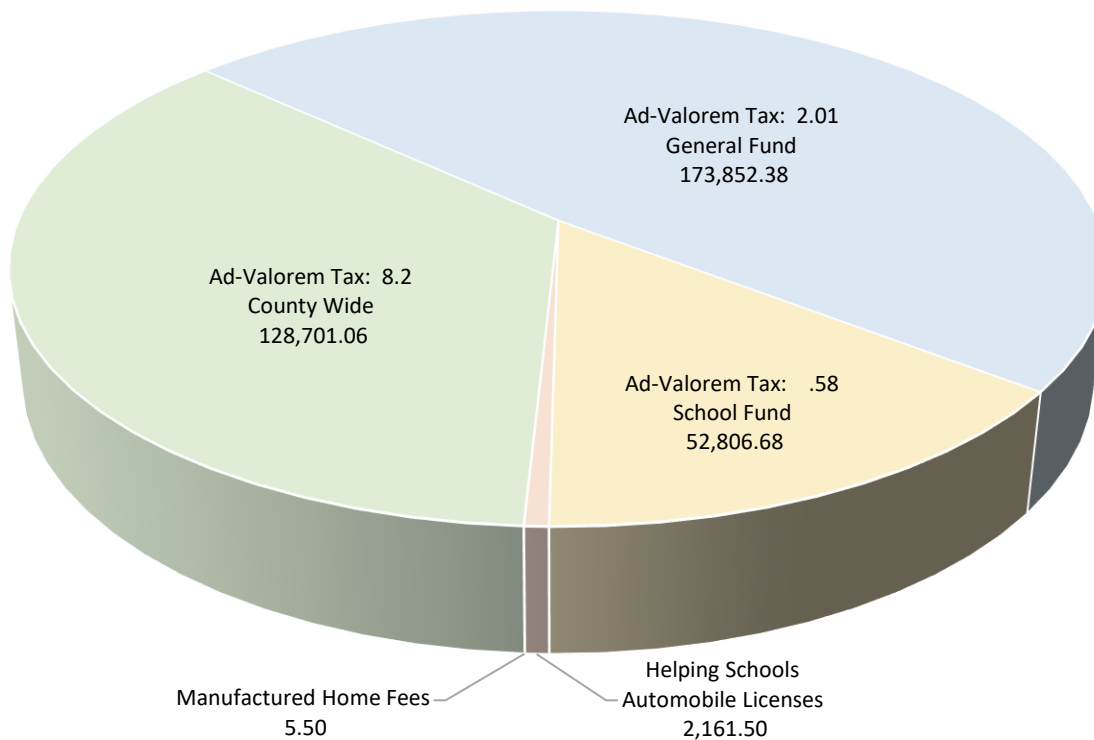
October 1, 2019 through September 30, 2020

Total Assessed Value of all taxable vehicles registered in the City	\$ 9,263,880.00
--	------------------------

SOURCE OF REVENUE:

Ad-Valorem Tax: 8.2 mills County Wide	128,701.06
Ad-Valorem Tax: 20.1 mills General Fund	173,852.38
Ad-Valorem Tax: 5.8 mills School Fund	52,806.68
Helping Schools Automobile Licenses	2,161.50
Manufactured Home Fees	5.50
TOTAL PAID TO FAIRFIELD BOARD OF EDUCATION	<u>\$357,527.12</u>

Disbursements to the
Fairfield Board of Education
by Revenue Source
\$357,527.12



DISBURSEMENTS TO THE HOMEWOOD BOARD OF EDUCATION

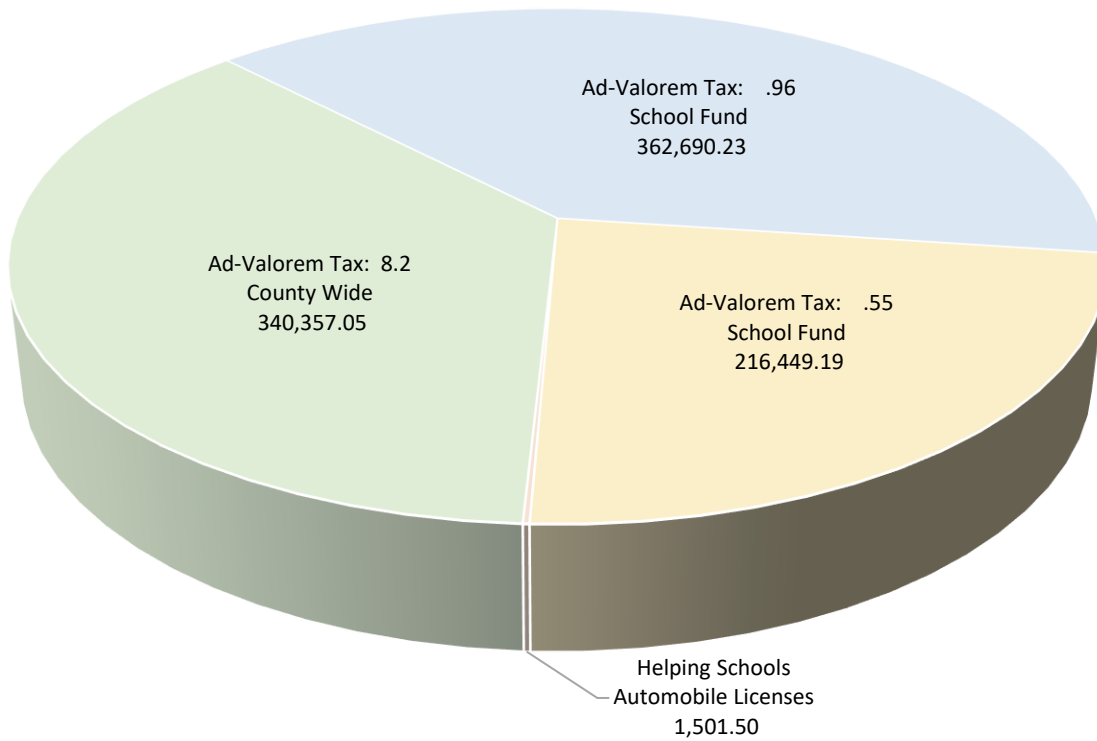
October 1, 2019 through September 30, 2020

<i>Total Assessed Value of all taxable vehicles registered in the City</i>	\$ 40,577,840.00
--	-------------------------

SOURCE OF REVENUE:

Ad-Valorem Tax: 8.2 mills County Wide	340,357.05
Ad-Valorem Tax: 9.6 mills School Fund	362,690.23
Ad-Valorem Tax: 5.5 mills School Fund	216,449.19
Helping Schools Automobile Licenses	1,501.50
TOTAL PAID TO HOMEWOOD BOARD OF EDUCATION	<u>\$920,997.97</u>

Disbursements to the
Homewood Board of Education
by Revenue Source
\$920,997.97



DISBURSEMENTS TO THE HOOVER BOARD OF EDUCATION


October 1, 2019 through September 30, 2020

Total Assessed Value of all taxable vehicles registered in the City	\$ 109,095,540.00
--	--------------------------

SOURCE OF REVENUE:

Ad-Valorem Tax: 8.2 mills County Wide	798,585.79
Ad-Valorem Tax: 8.8 mills School Fund	887,551.59
Ad-Valorem Tax: 5.1 mills School Fund	535,808.85
Helping Schools Automobile Licenses	3,679.50
Manufactured Home Fees	33.00
TOTAL PAID TO HOOVER BOARD OF EDUCATION	<u>\$2,225,658.73</u>

Disbursements to the
Hoover Board of Education
by Revenue Source
\$2,225,658.73



DISBURSEMENTS TO THE LEEDS BOARD OF EDUCATION

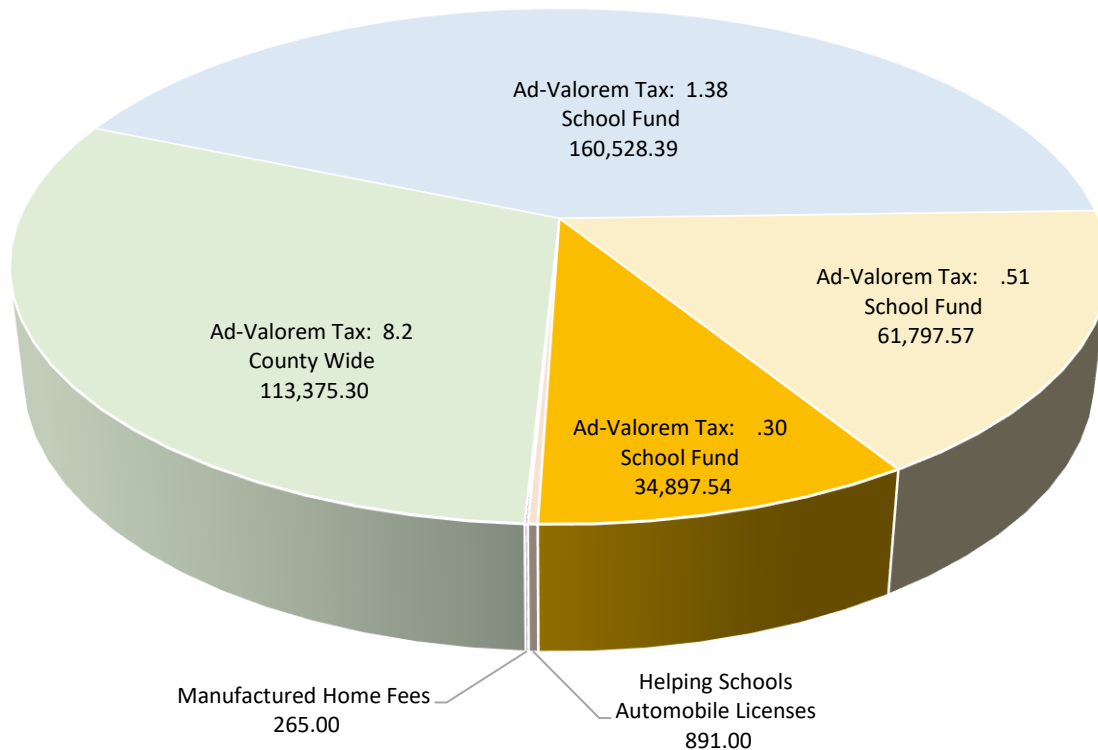
October 1, 2019 through September 30, 2020

<i>Total Assessed Value of all taxable vehicles registered in the City</i>	\$ 12,641,300.00
--	-------------------------

SOURCE OF REVENUE:

Ad-Valorem Tax: 8.2 mills County Wide	113,375.30
Ad-Valorem Tax: 13.8 mills School Fund	160,528.39
Ad-Valorem Tax: 5.1 mills School Fund	61,797.57
Ad-Valorem Tax: 3.0 mills School Fund	34,897.54
Helping Schools Automobile Licenses	891.00
Manufactured Home Fees	265.00
TOTAL PAID TO LEEDS BOARD OF EDUCATION	<u>\$371,754.80</u>

Disbursements to the
Leeds Board of Education
by Revenue Source
\$371,754.80



DISBURSEMENTS TO THE MIDFIELD BOARD OF EDUCATION

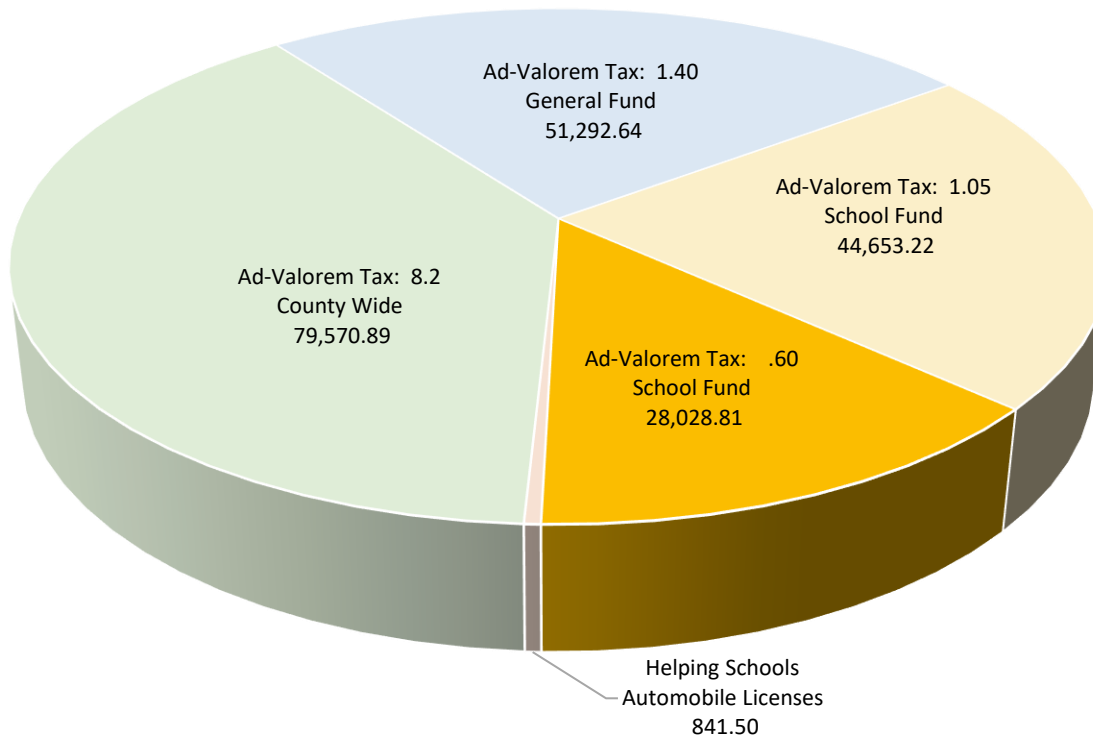
October 1, 2019 through September 30, 2020

Total Assessed Value of all taxable vehicles registered in the City	\$ 4,280,200.00
--	------------------------

SOURCE OF REVENUE:

Ad-Valorem Tax: 8.2 mills County Wide	79,570.89
Ad-Valorem Tax: 14.0 mills General Fund	51,292.64
Ad-Valorem Tax: 10.5 mills School Fund	44,653.22
Ad-Valorem Tax: 6.0 mills School Fund	28,028.81
Helping Schools Automobile Licenses	841.50
TOTAL PAID TO MIDFIELD BOARD OF EDUCATION	\$204,387.06

Disbursements to the
Midfield Board of Education
by Revenue Source
\$204,387.06



DISBURSEMENTS TO THE MOUNTAIN BROOK BOARD OF EDUCATION

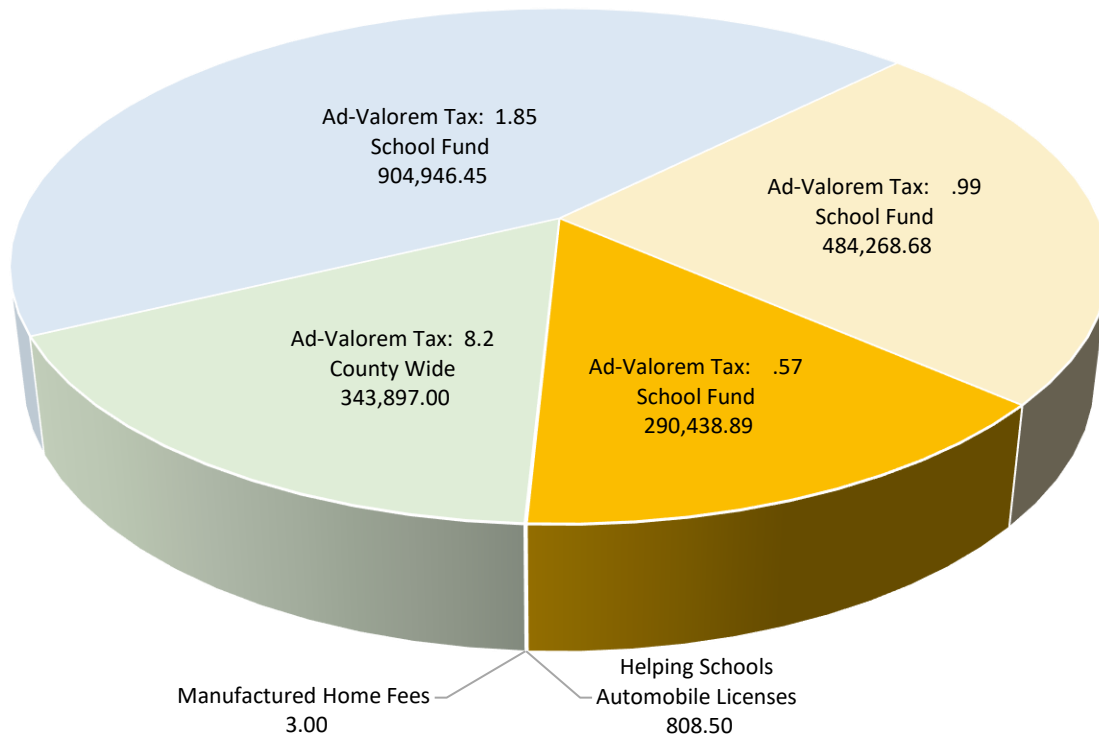
October 1, 2019 through September 30, 2020

Total Assessed Value of all taxable vehicles registered in the City	\$ 52,879,540.00
--	-------------------------

SOURCE OF REVENUE:

Ad-Valorem Tax: 8.2 mills County Wide	343,897.00
Ad-Valorem Tax: 18.5 mills School Fund	904,946.45
Ad-Valorem Tax: 9.9 mills School Fund	484,268.68
Ad-Valorem Tax: 5.7 mills School Fund	290,438.89
Helping Schools Automobile Licenses	808.50
Manufactured Home Fees	3.00
TOTAL PAID TO MOUNTAIN BROOK BOARD OF EDUCATION	<u>\$2,024,362.52</u>

Disbursements to the
Mountain Brook Board of Education
by Revenue Source
\$2,024,362.52



DISBURSEMENTS TO THE TARRANT BOARD OF EDUCATION

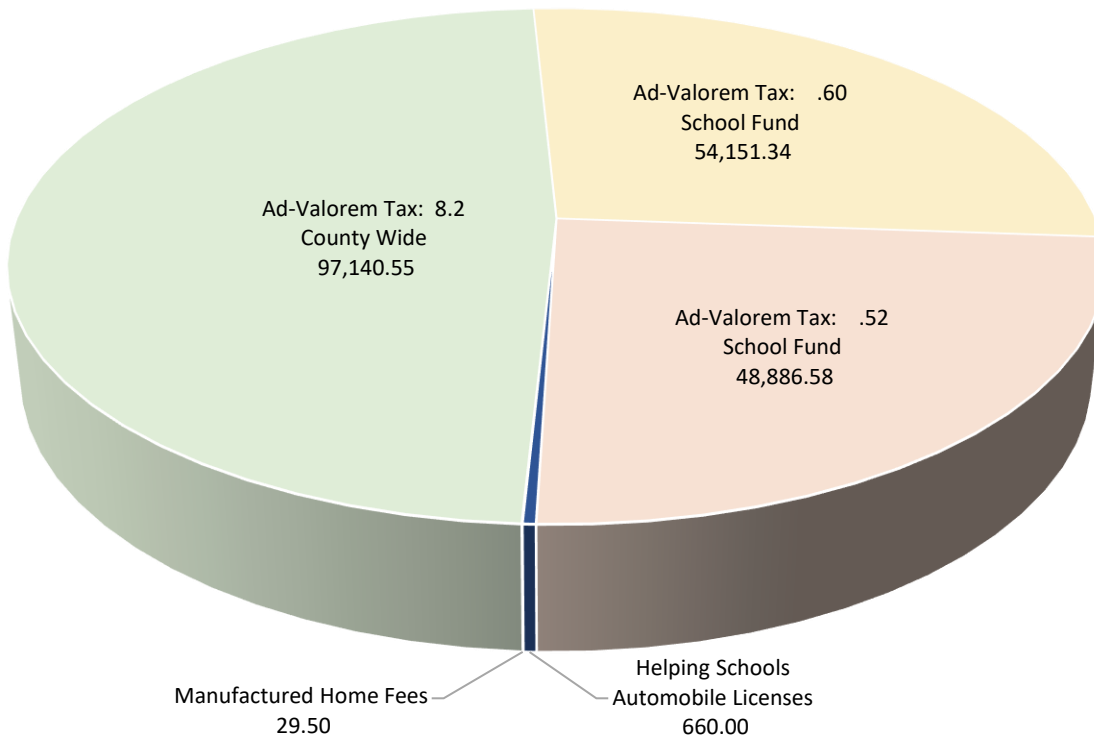
October 1, 2019 through September 30, 2020

Total Assessed Value of all taxable vehicles registered in the City	\$ 9,592,880.00
--	------------------------

SOURCE OF REVENUE:

Ad-Valorem Tax: 8.2 mills County Wide	97,140.55
Ad-Valorem Tax: 6.0 mills School Fund	54,151.34
Ad-Valorem Tax: 5.2 mills School Fund	48,886.58
Helping Schools Automobile Licenses	660.00
Manufactured Home Fees	29.50
TOTAL PAID TO TARRANT BOARD OF EDUCATION	\$200,867.97

Disbursements to the
Tarrant Board of Education
by Revenue Source
\$200,867.97



DISBURSEMENTS TO THE TRUSSVILLE BOARD OF EDUCATION

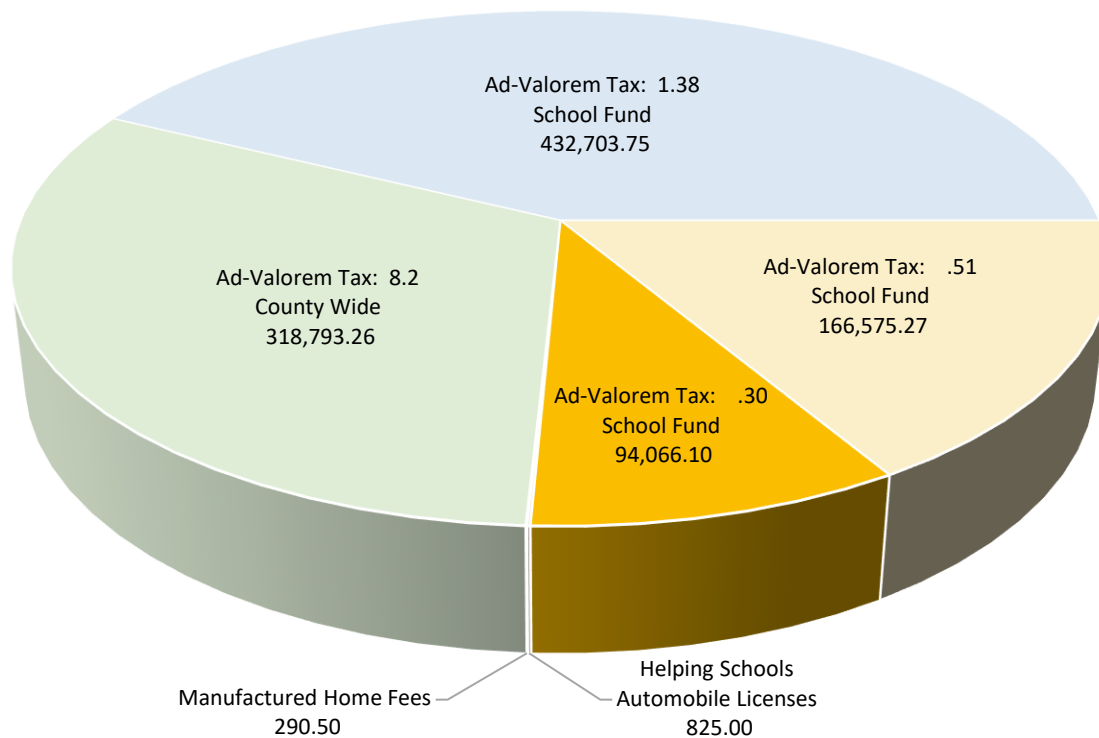
October 1, 2019 through September 30, 2020

<i>Total Assessed Value of all taxable vehicles registered in the City</i>	\$ 33,887,720.00
--	-------------------------

SOURCE OF REVENUE:

Ad-Valorem Tax: 8.2 mills County Wide	318,793.26
Ad-Valorem Tax: 13.8 mills School Fund	432,703.75
Ad-Valorem Tax: 5.1 mills School Fund	166,575.27
Ad-Valorem Tax: 3.0 mills School Fund	94,066.10
Helping Schools Automobile Licenses	825.00
Manufactured Home Fees	290.50
TOTAL PAID TO TRUSSVILLE BOARD OF EDUCATION	<u>\$1,013,253.88</u>

Disbursements to the
Trussville Board of Education
by Revenue Source
\$1,013,253.88



DISBURSEMENTS TO THE VESTAVIA HILLS BOARD OF EDUCATION

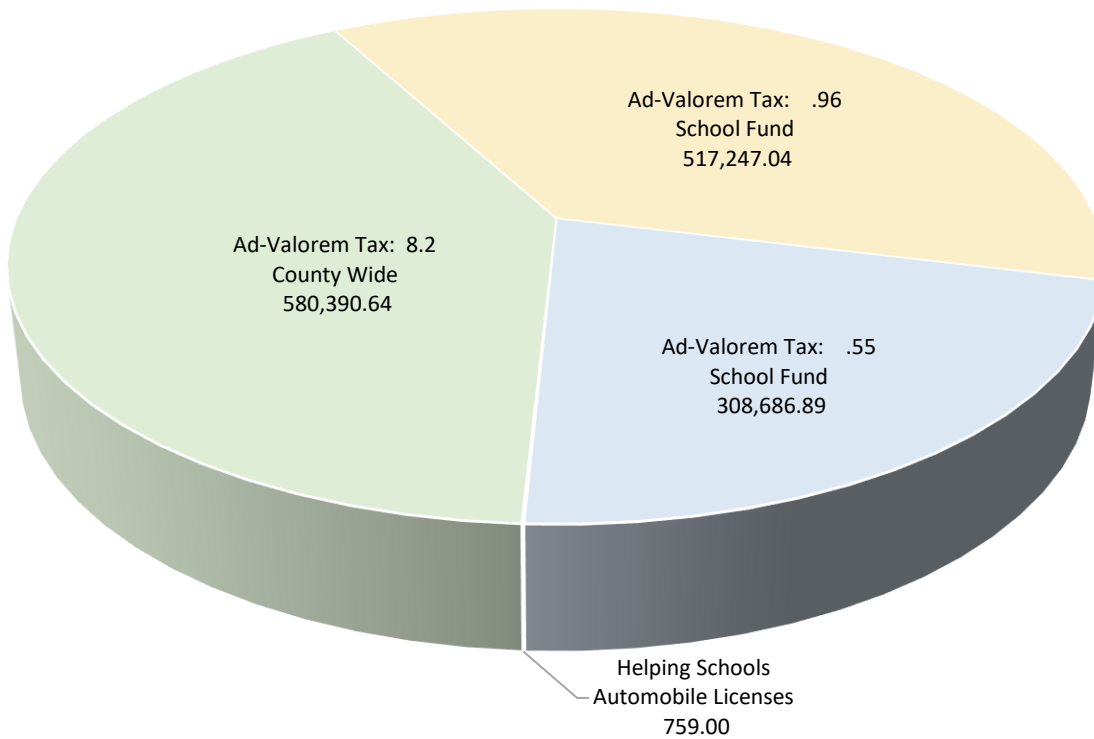
October 1, 2019 through September 30, 2020

<i>Total Assessed Value of all taxable vehicles registered in the City</i>	<i>\$58,233,420.00</i>
--	-------------------------------

SOURCE OF REVENUE:

Ad-Valorem Tax: 8.2 mills County Wide	580,390.64
Ad-Valorem Tax: 9.6 mills School Fund	517,247.04
Ad-Valorem Tax: 5.5 mills School Fund	308,686.89
Helping Schools Automobile Licenses	759.00
TOTAL PAID TO VESTAVIA HILLS BOARD OF EDUCATION	<u>\$ 1,407,083.57</u>

Disbursements to the
Vestavia Hills Board of Education
by Revenue Source
\$1,407,083.57




DISBURSEMENTS TO THE BIRMINGHAM-JEFFERSON CIVIC CENTER AUTHORITY

October 1, 2019 through September 30, 2020

SOURCE OF REVENUE:

Alcoholic Beverage Sales Tax - Additional 3%	\$ 2,347,003.80
Lodgings Tax	7,962,694.94
Rental Tax - Auto	2,220,361.04
Sales & Use Tax	1,200,000.00
Tobacco Tax	494,741.42
TOTAL PAID TO BIRMINGHAM-JEFFERSON CIVIC CENTER AUTHORITY	<u><u>\$ 14,224,801.20</u></u>

**Disbursements to the
Birmingham-Jefferson Civic Center Authority
by Revenue Source
\$14,224,801.20**



DETAILED DISBURSEMENTS TO OTHER AGENCIES

October 1, 2019 through September 30, 2020

BIRMINGHAM-JEFFERSON COUNTY TRANSIT AUTHORITY

Source: Beer Tax **\$2,000,000.00**

CITIZENSHIP TRUST / STATE VETERANS LIVING AGENCY

Source: Drivers License **\$33,769.50**

GREATER BIRMINGHAM CONVENTION AND VISITORS BUREAU

Source: Lodgings Tax **\$5,944,095.66**

JEFFERSON COUNTY FIRE DISTRICTS

Birmingham	\$127.27
Concord	265.85
Forestdale	563.93
McCalla	135.58
Minor Heights	148.54
Mount Olive	136.08
North Smithfield - Greenleaf	35.45
Palmerdale	369.40
Rocky Ridge	266.86
Warrior River	74.20
Wine Ridge	20.15
	<u>\$2,143.31</u>

JEFFERSON COUNTY SPECIAL REVENUE SALES & USE TAX-REVENUE ACCOUNT

Source: Retail Sales & Amusements	\$108,129,098.44
Source: Automobiles & Boats Registered by Jefferson County	860,964.96
Source: Automobiles & Boats Registered at Municipalities	3,338.87
TOTAL PAID TO JEFFERSON COUNTY SPECIAL REVENUE SALES & USE TAX	<u>\$108,993,402.27</u>

JEFFERSON COUNTY HEALTH DEPARTMENT

Source: Sales & Use Tax **\$23,313,828.07**

JUVENILE HEALTH CARE BOARD

Source: Shrine Tags **\$3,093.75**

SCHOOL DISTRICTS OUTSIDE JEFFERSON COUNTY

Source: Auto Licenses-Helping Schools **\$3,811.50**

TENTH JUDICIAL CIRCUIT - DISTRICT ATTORNEY'S OFFICE

Source: Stop Domestic Violence Tags **\$3,300.00**

JEFFERSON COUNTY AND MUNICIPALITY POPULATIONS

(According to 2010 Federal Census and Enumerations)

Incorporated areas	Population
Adamsville	4,522
Argo	61
Bessemer	27,456
Birmingham	210,609
Brighton	2,945
Brookside	1,363
Cardiff	55
Center Point	16,921
Clay	9,708
County Line	61
Fairfield	11,117
Fultondale	8,380
Gardendale	13,893
Graysville	2,165
Helena	2,225
Homewood	25,167
Hoover	58,582
Hueytown	16,105
Irondale	12,349
Kimberly	2,711
Leeds	9,809
Lipscomb	2,210
Maytown	385
Midfield	5,365
Morris	1,859
Mountain Brook	20,413
Mulga	836
North Johns	145
Pinson	7,163
Pleasant Grove	10,110
Sumiton	16
Sylvan Springs	1,542
Tarrant	6,397
Trafford	646
Trussville	19,450
Vestavia Hills	34,019
Warrior	3,176
West Jefferson	338
Total Incorporated Areas	550,274
Total Unincorporated Areas	108,192
TOTAL JEFFERSON COUNTY POPULATION	658,466